



# ACCESSIBLE TOURISM GUIDE TO MADRID



ACCOMMODATION



**PLAZA MAYOR TOURIST CENTER**  
Plaza Mayor 27, 28012 Madrid  
Phone: +34 91 454 44 10  
turismo@esmadrid.com  
www.esmadrid.com/en

2<sup>nd</sup>  
edition

SELECT  
A CATEGORY

- ★ 1 HOTELS
- ★ 2 HOTELS
- ★ 3 HOTELS
- ★ 4 HOTELS
- ★ 5 HOTELS
- ★ Hs GUEST HOUSE HOSTELS

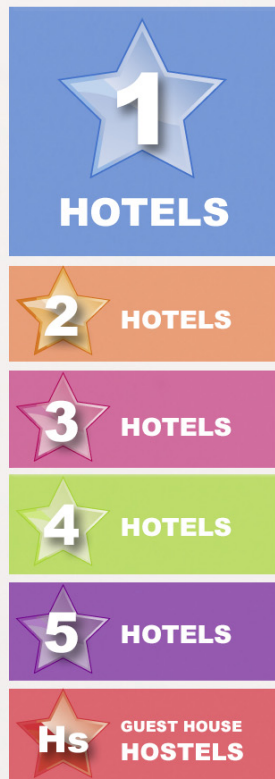


RESOURCES



## 1 STAR HOTELS

- 1 Caballero Errante**
- 2 Europa**
- 3 Ibis Budget Madrid Vallecas**
- 4 Ibis Madrid Valentín Beato**
- 5 Sancho**



## ACCOMMODATION



### CABALLERO ERRANTE HOTEL

Calle Pinos Alta, 14  
28029 Madrid

Telephone: 91 144 13 30  
Fax: 91 144 13 37

Web: [www.hotelcaballeroerrante.com](http://www.hotelcaballeroerrante.com)

Metro without a lift: Valdeacederas

Bus: 27

#### ACCESS

- The main entrance of the hotel has **21 cm** stairway and there is no alternative ramp.
- There is an **1.70 m** wide automatic, sliding glass door. It is not marked with horizontal strips or a logo in a contrasting colour.
- There is an alternative entrance next to the main door. It is reached by an **80 cm** wide access ramp, which is **2.50 m** long, and which has a steep incline of **21.2%**.
- This door is **70 cm** wide. It is usually closed, and you have to ask for it to be opened.



## ACCESSIBILITY - HEARING IMPAIRED

<b>Room</b>	
Internet connection: <b>yes</b>	TV which communicates with reception: <b>no</b>
TV with teletext decoder: <b>yes</b>	TV has alarm clock with visual alert: <b>no</b>
Bedside plug socket: <b>yes</b>	Entrance door with peephole: <b>no</b>
Written information on available services: <b>yes</b>	Light signals to indicate a knock at the door: <b>no</b>
<b>Communal WCs</b>	
Door lock with visual aid to indicate either free or occupied: <b>no</b>	Cubicle doors with a gap underneath to see if there is someone inside: <b>no</b>
<b>Lifts</b>	
Visual signs indicating the floor and direction of movement, both inside and outside the cab: <b>yes</b>	Emergency button with a light to show that the emergency call has been received: <b>no</b>
<b>Emergency system</b>	
Emergency alarm systems with visual alerts: <b>no</b>	

## ★ 1 STAR HOTELS

Caballero Errante



## ACCESSIBILITY - PHYSICALLY DISABLED

<b>Adapted room (No. 108)</b>	Number of adapted rooms: <b>1</b>
On the <b>1<sup>st</sup> floor</b> , via accessible route	Door width: <b>77 cm</b>
Clear turning circle inside (diameter): <b>Ø 150 cm</b>	Height of climate control: <b>142 cm</b>
Bed height: <b>50 cm</b>	Space for access to the bed: <b>right hand side 90 cm</b> , left hand side <b>90 cm</b>
Height of coat rack: <b>180 cm</b>	
<b>Bathroom in adapted room</b>	
Door: with a width of <b>77 cm</b>	Clear turning circle inside (diameter): <b>Ø 150 cm</b>
<b>Toilet:</b>	
Seat height: <b>40 cm</b>	Height of flush mechanism: <b>77 cm</b>
Width of approach: left hand side <b>100 cm</b>	Swing-out grab bar on the right hand side at a height of <b>77-88 cm</b>
Fixed grab bars on the <b>left hand side: no</b>	
<b>Basin:</b>	
Height and clearance beneath the basin: <b>78 cm</b> and <b>42 cm</b>	Tap: <b>mixer tap</b>
Height of the lower edge of the mirror: <b>125 cm</b>	Height of bathroom fittings: <b>84 cm</b>
<b>Shower:</b>	
Width of approach to shower: <b>140 cm</b>	Shower base: with a <b>12 cm</b> step
Shower floor: <b>non-slip</b>	Shower chair or seat: <b>fixed to the wall</b>
Does not have horizontal grab bar	Height and location of vertical grab bar: <b>52-90 cm</b>
<b>Mixer tap</b>	Tap height: <b>120-145 cm</b> , on accessible wall
Adjustable shower-head height: <b>yes</b>	
<b>Lifts</b>	
Route: <b>accessible up to the door of the lift</b>	Width and depth of cab: <b>83 and 132 cm</b>
Door width: <b>80 cm</b>	

## ACCOMMODATION



Other amenities	Location	Access	Main characteristics
Reception	Ground floor	Accessible	Height of reception desk: <b>118 cm</b>
Cafeteria	Ground floor	Accessible	Height of the counter: <b>120 cm</b> Table height: <b>73 cm</b> Height under table: <b>70 cm</b> Width under table: <b>60 cm</b> Depth under table: <b>60 cm</b>
Restaurant / Breakfast buffet	Ground floor	Accessible	Height of buffet bar: <b>90-120 cm</b> Table height: <b>73 cm</b> Height under table: <b>70 cm</b> Width under table: <b>60 cm</b> Depth under table: <b>60 cm</b>
Parking	Floors: <b>-1, -2, -3</b>	Accessible	None of them are adapted for wheelchair users
Communal WCs	Ground floor	Accessible	None of them are adapted for wheelchair users

## ★ 1 STAR HOTELS


Caballero Errante





### ACCESSIBILITY – VISUALLY IMPAIRED

Signs	
Signs the same size: <b>yes</b> , average height of <b>150-175 cm</b> and a font size of <b>≥ 1.5 cm</b>	
Lettering in a colour which contrasts with the background: <b>yes</b>	Text and symbols: <b>not in relief and not in Braille</b>
Main stairs	
Edge of stairs marked with a non-slip strip in a contrasting colour: <b>no</b>	Side protection skirting board of <b>≥ 12 cm</b> on both sides: <b>yes</b>
Steps have a riser: <b>yes</b>	All steps are the same height: <b>yes</b>
Steps have nosing: <b>no</b>	
The space under the stairs is blocked off: <b>yes</b>	Handrail on either side: <b>yes</b>
Continuous handrails on half-landings: <b>yes</b>	Handrail extends at top and bottom of stairs: <b>no</b>
Strip of surface of a different texture and contrasting colour at the top and bottom of the stairs: <b>no</b>	
Lifts	
Cab with audio signals: <b>yes</b>	Control buttons in contrasting colour: <b>yes</b>
Keypad with numbers in relief: <b>yes</b>	Keypad with numbers in Braille: <b>yes</b>


**EUROPA HOTEL**

 Calle Carmen, 4 (Puerta del Sol)  
28013 Madrid

 **Telephone:** 91 521 29 00  
 **Fax:** 91 521 46 96

 **Web:** www.hoteleuropa.eu

 **Metro with lift:** Sol

 **Bus:** 3, 50, 51, 52, 53 and 150

**ACCESS**

- The main entrance has a **3 cm** step, and there is no alternative ramp.
- There is a manually opened double glass door with an opening of **90 cm** on each side. It is not marked with horizontal strips or a logo in a contrasting colour.
- There is a ramp from the vestibule of the hotel to the reception. It is **3.65 m** wide, **1.40 m** long, and has an incline of **10.5%**.


**ACCESSIBILITY – HEARING IMPAIRED**

<b>Room</b>	
Internet connection: <b>yes</b>	TV which communicates with reception: <b>no</b>
TV with teletext decoder: <b>yes</b>	TV has alarm clock with visual alert: <b>no</b>
Bedside plug socket: <b>yes</b>	Entrance door with peephole: <b>no</b>
Written information on available services: <b>yes</b>	Light signals to indicate a knock at the door: <b>no</b>
<b>Communal WCs</b>	
Door lock with visual aid to indicate either free or occupied: <b>no</b>	Cubicle doors with a gap underneath to see if there is someone inside: <b>no</b>
<b>Lifts</b>	
Visual signs indicating the floor and direction of movement, both inside and outside the cab: <b>yes</b>	Emergency button with a light to show that the emergency call has been received: <b>no</b>
<b>Emergency system</b>	
Emergency alarm systems with visual alerts: <b>no</b>	

**★ 1 STAR HOTELS**

**ACCESSIBILITY – PHYSICALLY DISABLED**

<b>Adapted room (No. 208)</b>	Number of adapted rooms: <b>2</b>
On the <b>2<sup>nd</sup></b> floor, via accessible route	Door width: <b>87 cm</b>
Clear turning circle inside (diameter): <b>Ø 150 cm</b>	Height of climate control: <b>116 cm</b>
Bed height: <b>50 cm</b>	Space for access to the bed: left hand side <b>175 cm</b>
Wardrobe doors: swing doors with knobs that are difficult to open	Height of coat rack: <b>165 cm</b>
Height of wardrobe shelves and drawers: <b>90 cm</b>	
<b>Bathroom in adapted room</b>	
Door: opens inwards with a width of <b>77 cm</b>	Clear turning circle inside (diameter): <b>Ø 150 cm</b>
<b>Toilet:</b>	
Seat height: <b>41 cm</b>	Height of flush mechanism: <b>71 cm</b>
Width of approach: right hand side <b>30 cm</b> , left hand side <b>68 cm</b> , front <b>120 cm</b>	Swing-out grab bar on the right hand side at a height of <b>68-74 cm</b>
Swing-out grab bar on the left hand side at a height of <b>68-74 cm</b>	Distance between bars: <b>71 cm</b>
<b>Basin:</b>	
Height and clearance beneath the basin: <b>75 cm and 55 cm</b>	Tap: <b>mixer tap</b>
Height of the lower edge of the mirror: <b>100 cm</b>	Height of bathroom fittings: <b>82-120 cm</b>
<b>Shower:</b>	
Width of approach to shower: <b>120 cm</b>	Shower base: <b>flush with the floor</b>
Shower floor: <b>non-slip</b>	Shower chair or seat: <b>fixed to the wall</b>
Height and location of horizontal grab bar: <b>55-70 cm</b> and at both sides of the shower chair	Does not have vertical grab bar
<b>Mixer tap</b>	Tap height: <b>120</b>
Adjustable shower-head height: <b>yes</b> , from <b>130</b> and <b>210 cm</b>	
<b>Lifts</b>	
Route: <b>accessible up to the door of the lift</b>	Height of call buttons: <b>115 cm</b>
Door width: <b>80 cm</b>	Width and depth of cab: <b>110 and 137 cm</b>
Height of the lift buttons: <b>107-122 cm</b>	Height of handrail: <b>100 cm</b>

## ACCOMMODATION



Other amenities	Location	Access	Main characteristics
Reception	Ground floor	Accessible	Height of reception desk: <b>90 cm</b>
Cafeteria Restaurant / Breakfast buffet	Ground floor	Accessible via ramp with a width of <b>150 cm</b> , a length of <b>165 cm</b> and a non-recommended incline of <b>14%</b>	Height of the bar: <b>115 cm</b> Table height: <b>72 cm</b> Height under table: <b>71 cm</b> Width under table: <b>60 cm</b> Depth under table: <b>70 cm</b>

## ACCESSIBILITY – VISUALLY IMPAIRED

### Signs

Signs the same size: **yes**, average height of **145-180 cm** and a font size of **≥ 1.5 cm**

Lettering in a colour which contrasts with the background: **yes**; Text and symbols: **not in relief** and **not in Braille**

### Main stairs

Edge of stairs marked with a non-slip strip in a contrasting colour: **no**; Side protection skirting board of **≥ 12 cm** on both sides: **yes**

Steps have a riser: **yes**; All steps are the same height: **yes**  
Steps have nosing: **no**

The space under the stairs is blocked off: **yes**; Handrail on either side: **yes**

Continuous handrails on half-landings: **yes**; Handrail extends at top and bottom of stairs: **no**

Strip of surface of a different texture and contrasting colour at the top and bottom of the stairs: **no**

### Lifts

Cab with audio signals: **yes**; Control buttons in contrasting colour: **yes**

Keypad with numbers in relief: **yes**; Keypad with numbers in Braille: **yes**



## ★ 1 STAR HOTELS



### IBIS BUDGET MADRID VALLECAS

Calle Casas de Miravete, 17  
28051 Madrid

Telephone: 91 305 21 74  
Fax: 91 331 14 88

Web: [www.ibisbudget.com](http://www.ibisbudget.com) –  
[www.accorhotels.com](http://www.accorhotels.com)



**Metro with lift:** Sierra de Guadalupe



**Bus:** 31 and 131

### ACCESS

- The entrance to the hotel is level with the street. It has a clearance width of **2 m**.
- The main entranceway has seven **17 cm** high steps with an alternative ramp access available.
- There are two stretches of ramp with a length of **4.50 m** and **4.20 m** respectively with **10.5%** and **6.9%** inclines. The clearance width is **1.36 m** with handrails on one side but does not extend past the two ends. Neither ends of the ramp have a distinctively textured and contrastingly coloured strip to warn of the change in gradient.
- There are two sets of doors with similar characteristics. Both are single automatic sliding glass doors. They are **1.20 m** wide. They are marked with double horizontal stripes and the hotel logo in contrasting colours.
- The entranceway has a doorbell at a height of **1.12 m**.
- Between the two sets of doors is a doormat, securely affixed to the floor.
- There is an accessible route that takes visitors straight to the reception and help desk.



**ACCESSIBILITY – HEARING IMPAIRED**

<b>Room</b>	
Internet connection: <b>yes</b>	Written information on available services: <b>yes</b>
TV which communicates with reception: <b>no</b>	TV has alarm clock with visual alert: <b>no</b>
Bedside plug socket: <b>yes</b>	Entrance door with peephole: <b>yes</b>
Light signals to indicate a knock at the door: <b>no</b>	Emergency alarms with visual alerts: <b>no</b>
<b>Communal WCs</b>	
Door lock with visual aid to indicate either free or occupied: <b>no</b>	Cubicle doors with a gap underneath to see if there is someone inside: <b>no</b>
<b>Lifts</b>	
Visual signs indicating the floor and direction of movement, both inside and outside the cab: <b>yes</b>	Emergency button with a light to show that the emergency call has been received: <b>yes</b>
<b>Emergency system</b>	
Emergency alarm systems with visual alerts: <b>no</b>	



**ACCESSIBILITY – PHYSICALLY DISABLED**

<b>Adapted room (No. 006)</b>	
On ground floor, accessible with <b>3 cm</b> lip	Number of adapted rooms: <b>3</b>
Clear turning circle inside (diameter): <b>Ø 150 cm</b>	Width of door: <b>86 cm</b>
Height of bed: <b>50 cm</b>	Height of climate control: <b>100 cm</b>
Wardrobe doors: <b>none</b>	Space for access to the bed: <b>right hand side 200 cm</b>
Min. and max. height of wardrobe shelves and drawers: <b>none</b>	Height of hanger rail: <b>122 cm</b>
<b>Bathroom in adapted room</b>	
Door: Sliding door with a width of <b>82 cm</b>	Clear turning circle inside (diameter): <b>Ø 150 cm</b>
<b>Toilet:</b>	
Seat height: <b>40 cm</b> plus a small step for the basin (must be requested at reception)	Height of flush mechanism: <b>100 cm</b>
Approach area: on left hand side <b>150 cm and front 78 cm</b>	Horizontal grab bar on the right hand side: <b>70 cm</b>
Folding grab bar on the left hand side: <b>77 cm</b>	Distance between bars: <b>61 cm</b>



<b>Basin:</b>	
Height and clearance beneath the basin: <b>77 cm and 60 cm</b>	Tap: <b>mixer tap easy to use</b>
Height of the lower edge of the mirror: <b>82 cm</b>	Min. and max. height of bathroom fittings: <b>85 cm and 130 cm</b>
<b>Shower:</b>	
Width and depth of approach area: <b>120 cm and 150 cm</b>	Shower base: <b>level with the floor</b>
Shower floor: <b>non-slip</b>	Shower chair or seat: <b>yes - shower seat (must be requested at reception)</b>
Height and location of horizontal grab bar: <b>80 cm</b> on wall to the side of taps and on same wall as taps	Height and location of vertical grab bar: <b>none</b>
Tap: <b>mixer tap easy to use</b>	Height of the tap: <b>104 cm (moveable stool)</b>
Non-adjustable shower head at height of <b>104 cm</b>	Shower screen: <b>none, only a shower curtain</b>
Comment: after the door, there is a <b>30 cm</b> long, <b>82 cm</b> wide ramp with a <b>17.6% incline</b> .	
<b>Adapted bathroom in communal areas</b>	
Located next to the reception – women's toilets	Total number of adapted toilets: <b>1</b>
Bathroom door: inward swinging with a width of <b>80 cm</b>	Accessible, on ground floor
Clear turning circle inside (diameter): <b>Ø 150 cm</b>	Cubicle door: inward swinging with a width of <b>80 cm</b>
<b>Toilet</b>	
Seat height: <b>40 cm</b>	Height of flush mechanism: <b>79 cm</b>
Approach area: left hand side <b>153 cm</b> and frontal <b>88 cm</b>	Fixed horizontal grab bar on the right hand side at a height of <b>72 cm</b>
Folding grab bar on the left hand side at a height of <b>77 cm</b>	Distance between bars: <b>73 cm</b>
<b>Basin</b>	
Height and clearance beneath the basin: <b>74 cm and 55 cm</b>	Tap: <b>mixer tap, easy to use</b>
Height of the lower edge of the mirror: <b>92 cm</b>	Min. and max. height of bathroom fittings: <b>100 cm and 110 cm</b>
<b>Lifts</b>	
Floors served: <b>all floors</b>	Total number of lifts: <b>1</b>
Height of call buttons: <b>104 – 112 cm</b>	Accessible up to the door
Width and depth of cab: <b>110 and 139 cm</b>	Width of door: <b>90 cm</b>
Height of handrail: <b>92 cm</b>	Min. and max. height of the call buttons: <b>90 cm and 116 cm</b>
	Mirror opposite the door: <b>yes</b>

## ACCOMMODATION

Other amenities	Location	Access	Main characteristics
Reception	Ground floor	Accessible	Height of reception desk: <b>80 cm and 110 cm</b>
Breakfast Buffet	Ground floor	Accessible	Height of buffet bar: <b>88 cm and 140 cm</b> Height of table: <b>75 cm</b> Height beneath table: <b>73 cm</b> Width beneath table: <b>60 cm</b> Depth beneath table: <b>26 cm</b>
Parking	Basement -1	Accessible via lift	There is 1 parking space reserved for people with reduced mobility ( <b>PRM</b> ), indicated by the disabled parking sign ( <b>ISA</b> ). The reserved parking space has a lateral approach area of <b>120 cm</b> .

## ACCESSIBILITY - VISUALLY IMPAIRED

### Bedrooms

Colour of door contrasts with adjacent walls: <b>yes</b>	Information about hotel services available in Braille: <b>no</b> and in large print: <b>no</b>
Room lighting with dimmer switch: <b>no</b>	TV remote control with large numbers: <b>yes</b> and in contrasting colours: <b>yes</b>
Room free of projecting elements: <b>no</b> , the coat hanger projects out <b>20 cm</b> from the wall	Audible signals to indicate emergency alarm: <b>yes</b>

### Signs

Signs the same size: <b>yes</b> , average height of <b>130-190 cm</b> and a font size $\geq 1.5$ cm	
Lettering in a colour which contrasts with the background: <b>yes</b>	Text and symbols: not in relief and not in <b>Braille</b>

### Main stairs

Edge of stairs marked with a non-slip strip in a contrasting colour: <b>no</b>	Side protection skirting board of $\geq 12$ cm on both sides: <b>yes</b>
Steps have a riser: <b>yes</b>	Steps have nosing: <b>no</b>
All steps are the same height: <b>yes</b>	The space under the stairs is blocked off: <b>yes</b>
Handrail on either side: <b>yes</b>	Continuous handrails on half-landings: <b>no</b>
Handrail extends past top and bottom of stairs: <b>no</b>	Distinctively textured and contrastingly coloured strip at the top and bottom of the stairs: <b>no</b>

### Lift

Cab with audio signals: <b>yes</b>	Control buttons in contrasting colours: <b>yes</b>
Keypad with numbers in relief: <b>yes</b>	Keypad with numbers in Braille: <b>no</b>



## ★ 1 STAR HOTELS



### IBIS MADRID VALENTÍN BEATO HOTEL

Calle Valentín Beato, 20  
28037 Madrid

Telephone: 91 375 90 43  
Fax: 91 375 01 50

Web: [www.ibishotel.com](http://www.ibishotel.com)

Metro without lift: Suances

Bus: 77, 104 and 105

### ACCESS

- The entrance to the hotel is easily accessible and there is no slope.
- There are **2** sets of double automatic sliding glass doors. Each one has a clearance width of **1.60 m**.
- They are both marked with the hotel's logo, although not in a contrasting colour.



## ACCESSIBILITY - HEARING IMPAIRED

### Room

Internet connection: <b>yes</b>	TV which communicates with reception: <b>no</b>
TV with teletext decoder: <b>yes</b>	TV has alarm clock with visual alert: <b>no</b>
Bedside plug socket: <b>yes</b>	Entrance door with peephole: <b>no</b>
Written information on available services: <b>yes</b>	Light signals to indicate a knock at the door: <b>no</b>

### Communal WCs

Door lock with visual aid to indicate either free or occupied: <b>no</b>	Cubicle doors with a gap underneath to see if there is someone inside: <b>no</b>
--	--

### Lifts

Visual signs indicating the floor and direction of movement, both inside and outside the cab: <b>yes</b>	Emergency button with a light to show that the emergency call has been received: <b>no</b>
--	--

### Emergency system

Emergency alarm systems with visual alerts: <b>no</b>
---





ACCESSIBILITY - PHYSICALLY DISABLED

<b>Adapted room (No. 22)</b>	Number of adapted rooms: <b>3</b>
On the <b>2<sup>nd</sup> floor</b> , via accessible route	Door width: <b>87 cm</b> with a <b>4 cm</b> projection at the bottom edge
Clear turning circle inside (diameter): <b>Ø 150 cm</b>	Height of climate control: <b>158 cm</b>
Bed height: <b>55 cm</b>	Space for access to the bed: right hand side <b>60 cm</b> , left hand side <b>95 cm</b>
Wardrobe doors: <b>there are no doors</b>	Height of coat rack: <b>158 cm</b>
Height of wardrobe shelves and drawers: <b>40-164 cm</b>	
<b>Bathroom in adapted room</b>	
Door: opens inwards with a width of <b>82 cm</b>	Clear turning circle inside (diameter): <b>Ø 150 cm</b>
<b>Toilet:</b>	
Seat height: <b>40 cm</b>	Height of flush mechanism: <b>100 cm</b>
Width of approach: right hand side <b>85 cm</b> , left hand side <b>50 cm</b> , front <b>150 cm</b>	Swing-out grab bar on the right hand side at a height of <b>62-77 cm</b>
Fixed grab bars on the left hand side: <b>no</b>	
<b>Basin:</b>	
Height and clearance beneath the basin: <b>73 cm and 40 cm</b>	Tap: <b>mixer tap</b>
Height of the lower edge of the mirror: <b>90 cm</b>	Height of bathroom fittings: <b>100-165 cm</b>
<b>Shower:</b>	
Width of approach to shower: <b>120 cm</b>	Shower base: <b>flush with floor</b>
Shower floor: <b>non-slip</b>	Shower chair or seat: <b>fold-out and fixed to the wall</b>
Height and location of horizontal grab bar: <b>76 cm</b> on same wall as taps	Has a vertical grab bar which is used for adjusting the height of the shower head
<b>Mixer tap</b>	Tap height: <b>120 cm</b> , on accessible wall
Adjustable shower-head height: <b>yes, 145-190 cm</b>	It has a curtain
<b>Adapted toilets in communal areas</b>	
<b>On ground floor</b> , with an accessible route	No. of adapted bathrooms in communal areas: <b>2</b> , both are unisex
Clear turning circle inside (diameter): <b>Ø 150 cm</b>	Opens inwards with a width of <b>77 cm</b>
<b>Toilet:</b>	
Seat height: <b>40 cm</b>	Height of flush mechanism: <b>76 cm</b>



Width of approach: right hand side <b>150 cm</b> , front <b>110 cm</b>	Wing-out grab bar on the right hand side: <b>no</b>
Swing-out grab bar on the right hand side at a height of <b>60-80 cm</b>	
<b>Basin: with a pedestal</b>	
Height and clearance beneath the basin: <b>76 cm and 15 cm</b>	Tap: <b>mixer tap</b>
Height of the lower edge of the mirror: <b>100 cm</b>	Height of bathroom fittings: <b>96-105 cm</b>
<b>Lifts</b>	
No. of lifts: <b>3</b> , all with the same specifications. Two link the ground floor to the upper floors (rooms), and one links the ground floor to the basement (parking)	
Route: accessible up to the door of the lift	Height of call buttons: <b>112 cm</b>
Door width: <b>80 cm</b>	Width and depth of cab: <b>98 and 118 cm</b>
Height of the lift buttons: <b>90-115 cm</b>	Height of handrail: <b>90 cm</b>

Other amenities	Location	Access	Main characteristics
Reception	Ground floor	Accessible	Height of reception desk: <b>80-106 cm</b>
Cafeteria	Ground floor	Accessible	Height of the counter: <b>114 cm</b> Table height: <b>75 cm</b> Height under table: <b>73 cm</b> Width under table: <b>66 cm</b> Depth under table: <b>20 cm</b> Tables with a central main leg
Restaurant / Breakfast buffet	Ground floor	Accessible	Height of buffet bar: <b>90 cm</b> Table height: <b>73 cm</b> Height under table: <b>70 cm</b> Width under table: <b>65 cm</b> Depth under table: <b>25 cm</b> Tables with a central main leg
Parking	Outside hotel and floors: <b>-1</b>	Accessible	There is one parking space for people with limited mobility ( <b>PRM</b> ), indicated by the disabled parking sign ( <b>ISA</b> ) on floor <b>-1</b>


**ACCESSIBILITY – VISUALLY IMPAIRED**
**Signs**

Signs the same size: **yes**, average height of **130-190 cm** and a font size of **≥ 1.5 cm**

Lettering in a colour which contrasts with the background: **yes** Text and symbols: **not in relief**  
and not in Braille

**Main stairs**

Edge of stairs marked with a non-slip strip in a contrasting colour: **no** Side protection skirting board of **≥ 12 cm** on both sides: **yes**

Steps have a riser: **yes** All steps are the same height: **yes**  
Steps have nosing: **no**

The space under the stairs is blocked off: **yes** Handrail on either side: **yes**

Continuous handrails on half-landings: **no** Handrail extends at top and bottom of stairs: **no**

Strip of surface of a different texture and contrasting colour at the top and bottom of the stairs: **no**


**Lifts**


Cab with audio signals: **yes** Control buttons in contrasting colour: **yes**

Keypad with numbers in relief: **yes** Keypad with numbers in Braille: **no**


**★ 1 STAR HOTELS**


**SANCHO HOTEL**

 Paseo de las Delicias, 56  
28045 Madrid

 Telephone: 91 530 67 00  
Fax: 91 530 67 08

 Web: [www.hotel-sancho.com](http://www.hotel-sancho.com)

 Metro with lift: Delicias

 Bus: 8, 19, 45, 47, 59, 85, 86 and 24

**ACCESS**

■ The main entrance has **2** steps and there is an alternative **96 cm** wide, **1.14 m** long ramp, with an incline of **14%**.

■ There are **2** sets of double automatic sliding glass doors, which are **1.15 m** wide. Neither of them is marked with horizontal strips or a logo in a contrasting colour.


**ACCESSIBILITY – HEARING IMPAIRED**
**Room**

Internet connection: **yes** TV which communicates with reception: **no**

TV with teletext decoder: **yes** TV has alarm clock with visual alert: **no**

Bedside plug socket: **yes** Entrance door with peephole: **no**

Written information on available services: **yes** Light signals to indicate a knock at the door: **no**

**Communal WCs**

Door lock with visual aid to indicate either free or occupied: **no** Cubicle doors with a gap underneath to see if there is someone inside: **no**

**Lifts**

Visual signs indicating the floor and direction of movement, both inside and outside the cab: **yes** Emergency button with a light to show that the emergency call has been received: **no**

**Emergency system**

Emergency alarm systems with visual alerts: **no**


**ACCESSIBILITY - PHYSICALLY DISABLED**

<b>Adapted room</b>	
Accessible route via lift	Door width: <b>78 cm</b>
Clear turning circle inside (diameter): <b>Ø 150 cm</b>	Height of climate control: <b>137 cm</b>
Bed height: <b>53 cm</b>	Space for access to the bed: right hand side <b>92 cm</b> , left hand side <b>92 cm</b>
Wardrobe doors: sliding doors with knobs, difficult to open	Height of coat rack: <b>170 cm</b>
<b>Bathroom in adapted room</b>	
Door: with a width of <b>78 cm</b>	Clear turning circle inside (diameter): <b>Ø 150 cm</b>
<b>Toilet:</b>	
Seat height: <b>42 cm</b>	Height of flush mechanism: <b>78 cm</b>
Width of approach: neither <b>≥ 80 cm</b>	<b>Swing-out</b> grab bar on the approach
<b>Basin:</b>	
Height and clearance beneath the basin: <b>68 cm</b>	Tap: <b>mixer tap</b>
Height of the lower edge of the mirror: <b>86 cm</b>	Height of bathroom fittings: <b>93 cm</b>
<b>Shower:</b>	
Width of approach to shower: <b>120 cm</b>	Shower base: <b>flush with the floor</b>
Shower floor: <b>non-slip</b>	Shower chair or seat: <b>fold-out and fixed to the wall</b>
Does not have horizontal grab bar	Height and location of vertical grab bar: <b>98-113 cm</b>
<b>Mixer tap</b>	Tap height: <b>120 cm</b> , on accessible wall
<b>Lifts</b>	
Route: <b>accessible up to the door of the lift</b>	Width and depth of cab: <b>98 and 140 cm</b>
Door width: <b>80 cm</b>	

**★ 1 STAR HOTELS**


Other amenities	Location	Access	Main characteristics
Reception	Ground floor	Accessible	Height of reception desk: <b>116 cm</b>
Cafeteria	Ground floor	Accessible	Height of the counter: <b>74 cm</b> Table height: <b>70 cm</b> Height under table: <b>73 cm</b> Width under table: <b>60 cm</b> Depth under table: <b>33 cm</b>
Restaurant / Breakfast buffet	Ground floor	Accessible	Table height: <b>74 cm</b> Height under table: <b>66 cm</b> Width under table: <b>58 cm</b> Depth under table: <b>64 cm</b>
Communal WCs	Ground floor	Accessible	None of them are adapted for wheelchair users
Parking		Accessible via lift	There is 1 parking space reserved for people with reduced mobility ( <b>PRM</b> ), indicated by the disabled parking sign ( <b>ISA</b> )


**ACCESSIBILITY - VISUALLY IMPAIRED**

<b>Signs</b>	
Signs the same size: <b>yes</b> , average height of <b>164-172 cm</b> and a font size of <b>≥ 1.5 cm</b>	Text and symbols: <b>not in relief and not in Braille</b>
Lettering in a colour which contrasts with the background: <b>yes</b>	
<b>Main stairs</b>	
Edge of stairs marked with a non-slip strip in a contrasting colour: <b>no</b>	Side protection skirting board of <b>≥ 12 cm</b> on both sides: <b>no</b>
Steps have a riser: <b>yes</b>	All steps are the same height: <b>yes</b>
Steps have nosing: <b>no</b>	
The space under the stairs is blocked off: <b>yes</b>	Handrail on either side: <b>yes</b>
Continuous handrails on half-landings: <b>yes</b>	Handrail extends at top and bottom of stairs: <b>no</b>
Strip of surface of a different texture and contrasting colour at the top and bottom of the stairs: <b>no</b>	
<b>Lifts</b>	
Cab with audio signals: <b>no</b>	Control buttons in contrasting colour: <b>yes</b>
Keypad with numbers in relief: <b>yes</b>	Keypad with numbers in Braille: <b>yes</b>



## 2 STAR HOTELS

- 1 **4C Bravo Murillo**
- 2 **4C Puerta de Europa**
- 3 **Ibis Madrid Aeropuerto Barajas**
- 4 **Ibis Madrid Centro**
- 5 **Infanta Mercedes**
- 6 **Julia**
- 7 **NH Barajas Express**
- 8 **Room Mate Mario**

1 HOTELS



HOTELS


3 HOTELS


4 HOTELS

5 HOTELS

Hs GUEST HOUSE  
HOSTELS



**4C BRAVO MURILLO HOTEL**

 Calle de Bravo Murillo, 180  
28020 Madrid

 **Telephone:** 91 567 08 82  
**Fax:** 91 579 96 62

 **Web:** www.hoteles4c.com

 **Metro without lift:** Estrecho

 **Bus:** 64, 124 and 127

**ACCESS**

- The entrance to the hotel is level.
- There are two automatic, sliding doors, with a clearance width of **1.80 cm**. They are marked with horizontal strips and the logo of the hotel but neither of these are in a contrasting colour.


**ACCESSIBILITY - HEARING IMPAIRED**

<b>Room</b>	
Internet connection: <b>yes</b>	TV which communicates with reception: <b>no</b>
TV with teletext decoder: <b>yes</b>	TV has alarm clock with visual alert: <b>yes</b>
Bedside plug socket: <b>yes</b>	Entrance door with peephole: <b>no</b>
Written information on available services: <b>yes</b>	Light signals to indicate a knock at the door: <b>no</b>
<b>Communal WCs</b>	
Door lock with visual aid to indicate either free or occupied: <b>no</b>	Cubicle doors with a gap underneath to see if there is someone inside: <b>no</b>
<b>Lifts</b>	
Visual signs indicating the floor and direction of movement, both inside and outside the cab: <b>yes</b>	Emergency button with a light to show that the emergency call has been received: <b>no</b>
<b>Emergency system</b>	
Emergency alarm systems with visual alerts: <b>no</b>	


**ACCESSIBILITY - PHYSICALLY DISABLED**

<b>Adapted room (No. 140)</b>	Number of adapted rooms: <b>2</b>
On the <b>1<sup>st</sup> floor</b> , accessible via lift	Width of door: <b>77 cm</b>
Clear turning circle inside (diameter): <b>Ø 150 cm</b>	Height of climate control: <b>125 cm</b>
Height of bed: <b>50 cm</b>	Space for access to the bed: right hand side <b>57 cm</b> , left hand side <b>110 cm</b>
Wardrobe doors: <b>folding doors with knobs, difficult to open</b>	Height of coat rack: <b>170 cm</b>
Height of wardrobe shelves and drawers: <b>20-75 cm</b>	

<b>Bathroom in adapted room</b>	
Door: inward opening with a width of <b>78 cm</b>	Clear turning circle inside (diameter): <b>Ø 150 cm</b>
<b>Toilet:</b>	
Height of seat: <b>41 cm</b>	Height of flush mechanism: <b>76 cm</b>
Width of approach: <b>right hand side 70 cm, left hand side 100 cm, front 170 cm</b>	<b>Folding</b> grab bar on the right hand side at a height of <b>56-77 cm</b>
No grab bar on the left hand side	
<b>Basin: the basin has two legs that could hamper frontal approach of wheelchair</b>	
Height and clearance beneath the basin: <b>82 cm and 41 cm</b>	Tap: <b>mixer tap</b>
Height of the lower edge of the mirror: <b>120 cm</b>	Height of bathroom fittings: <b>87 cm</b>
<b>Shower:</b>	
Width of approach to shower: <b>160 cm</b>	Shower base: with a step of <b>10 cm</b>
Shower floor: <b>non-slip</b>	Shower chair or seat: <b>mobile</b>
Height and location of horizontal grab bar: <b>109 cm</b> , on wall to the side of the tap	No vertical grab bar
<b>Mixer tap</b>	Height of the tap: <b>110 cm</b> , on accessible wall
Adjustable shower-head height: <b>yes</b>	Folding shower screen



<b>Lifts</b>	No. of lifts <b>2</b>
Accessible right up to the door of the lift	Height of call buttons: <b>100-120 cm</b>
Width of door: <b>80 cm</b>	Width and depth of cab: <b>94 cm and 127 cm</b>
Height of lift buttons: <b>110-130 cm</b>	There is no handrail


Other amenities	Location	Access	Main characteristics
Reception	Ground floor	Accessible	Height of reception desk: <b>116 cm</b>
Communal WCs	Ground floor	Accessible	None of them are adapted for wheelchair users
Breakfast Buffet	Mezzanine	Accessible via lift	Height of buffet bar: <b>76-105 cm</b> Height of table: <b>74 cm</b> Height beneath table <b>68 cm</b> Width beneath table: <b>70 cm</b> Depth beneath table: <b>70 cm</b>
Parking	Basement floor (-1, -2 and -3)	Accessible via lift	There are no parking spaces for people with limited mobility (PRM)




## ACCESSIBILITY - VISUALLY IMPAIRED

<b>Signs</b>	Signs the same size: <b>yes</b> , average height of <b>165 cm</b> and a font size of <b>≥ 1.5 cm</b>
Lettering in a colour which contrasts with the background: <b>yes</b>	Text and symbols: <b>not in relief and not in Braille</b>
<b>Main stairs</b>	
Edge of stairs marked with a non-slip strip in a contrasting colour: <b>no</b>	Side protection skirting board of <b>≥ 12 cm</b> on both sides: <b>yes</b>
Steps have a riser: <b>yes</b>	All steps are the same height: <b>yes</b>
Steps have nosing: <b>yes</b>	
The space under the stairs is blocked off: <b>yes</b>	Handrail on either side: <b>yes</b>
Continuous handrails on half-landings: <b>no</b>	Handrail extends at top and bottom of stairs: <b>no</b>
Strip of surface of a different texture and contrasting colour at the top and bottom of the stairs: <b>no</b>	
<b>Lifts</b>	
Cab with audio signals: <b>no</b>	Control buttons in contrasting colour: <b>yes</b>
Keypad with numbers in relief: <b>yes</b>	Keypad with numbers in Braille: <b>yes</b>



**4C PUERTA DE EUROPA HOTEL**

 Calle de Bravo Murillo, 364  
28020 Madrid

 **Telephone:** 91 579 60 77  
**Fax:** 91 571 23 71

 **Web:** www.hoteles4c.com

 **Metro without lift:** Valdeacederas

 **Bus:** 49, 66 and 124

**ACCESS**

- The entrance to the hotel is accessible, and there is no slope.
- There is a double set of automatic, sliding doors with a clearance width of **1.10 m**.
- It is not marked with horizontal strips or a logo in a contrasting colour.


**ACCESSIBILITY - HEARING IMPAIRED**

<b>Room</b>	
Internet connection: <b>yes</b>	TV which communicates with reception: <b>no</b>
TV with teletext decoder: <b>yes</b>	TV has alarm clock with visual alert: <b>no</b>
Bedside plug socket: <b>yes</b>	Entrance door with peephole: <b>no</b>
Written information on available services: <b>yes</b>	Light signals to indicate a knock at the door: <b>no</b>
<b>Communal WCs</b>	
Door lock with visual aid to indicate either free or occupied: <b>no</b>	Cubicle doors with a gap underneath to see if there is someone inside: <b>no</b>
<b>Lifts</b>	
Visual signs indicating the floor and direction of movement, both inside and outside the cab: <b>yes</b>	Emergency button with a light to show that the emergency call has been received: <b>no</b>
<b>Emergency system</b>	
Emergency alarm systems with visual alerts: <b>no</b>	


**ACCESSIBILITY - PHYSICALLY DISABLED**

<b>Adapted room (No. 107)</b>	Number of adapted rooms: <b>1</b>
On the <b>1<sup>st</sup> floor</b> , via accessible route	Width of door: <b>77 cm</b>
Clear turning circle inside (diameter): <b>Ø 150 cm</b>	Height of climate control: <b>150 cm</b>
Height of bed: <b>50 cm</b>	Space for access to the bed: right hand side and left hand side <b>110 cm</b>
Wardrobe doors: Folding doors with knobs, difficult to open	Height of coat rack: <b>170 cm</b>
Height of wardrobe shelves and drawers: <b>20-70 cm</b>	
<b>Bathroom in adapted room</b>	
Door: with a width of <b>77cm</b>	Clear turning circle inside (diameter): <b>Ø 150 cm</b>
<b>Toilet:</b>	
Seat height: <b>40 cm</b>	Height of flush mechanism: <b>78 cm</b>
Width of approach: right hand side <b>70 cm</b> , left hand side <b>74 cm</b> , front <b>160 cm</b>	Fixed grab bars on the right hand side: <b>no</b>
Folding grab bar on the left hand side at a height of <b>60-82 cm</b>	
<b>Basin: supported on 2 legs on either side</b>	
Height and clearance beneath the basin: <b>80 cm and 45 cm</b>	Tap: <b>mixer tap</b>
Height of the lower edge of the mirror: <b>120 cm</b>	Height of bathroom fittings: <b>100 cm</b>
<b>Shower:</b>	
Width of approach to shower: <b>140 cm</b>	Shower base: <b>level with the floor</b>
Shower floor: <b>non-slip</b>	Shower chair or seat: <b>Folding variety, fixed to the wall in a recess</b>
Height and location of horizontal grab bar: <b>110- 120 cm</b> on wall to the side of the tap, on the same wall as the chair	Has a vertical grab bar which is used for adjusting the height of the shower head
<b>Mixer tap</b>	Height of the tap: <b>110-190 cm</b> , on accessible wall
Adjustable shower-head height: <b>yes</b>	Has a folding shower screen
<b>Lifts</b>	
Route: <b>accessible up to the door of the lift</b>	No. of lifts <b>1</b> . Connects all the floors
Width of door: <b>80 cm</b>	Height of call buttons: <b>109-114 cm</b>
Height of the control buttons: <b>110-135 cm</b>	Width and depth of cab: <b>100-118 cm</b>
	Height of handrail: <b>92 cm</b>

## ACCOMMODATION



Other amenities	Location	Access	Main characteristics
Reception	Ground floor	Accessible	Height of reception desk: <b>120 cm</b>
Communal WCs	Ground floor	Accessible	None of them are adapted for wheelchair users
Breakfast buffet	Ground floor	Accessible	Height of buffet bar: <b>there is none</b> Height of table: <b>74 cm</b> Height beneath table: <b>70 cm</b> Width beneath table: <b>80 cm</b> Depth beneath table: <b>35 cm</b> Tables with central leg
Parking	Basement floor (-1 and -2)	Accessible via lift	There are no parking spaces for people with limited mobility ( <b>PRM</b> )

## ACCESSIBILITY - VISUALLY IMPAIRED

### Signs

Signs the same size: **yes**, average height of **170-175 cm** and a font size of **≥ 1.5 cm**

Lettering in a colour which contrasts with the background: **yes**; Text and symbols: **not in relief** and **not in Braille**

### Main stairs

Edge of stairs marked with a non-slip strip in a contrasting colour: **no**; Side protection skirting board of **≥ 12 cm** on both sides: **yes**

Steps have a riser: **yes**; All steps are the same height: **yes**  
Steps have nosing: **yes**

The space under the stairs is blocked off: **yes**; Handrail on either side: **yes**

Continuous handrails on half-landings: **no**; Handrail extends at top and bottom of stairs: **no**

Strip of surface of a different texture and contrasting colour at the top and bottom of the stairs: **no**

### Lifts

Cab with audio signals: **yes**; Control buttons in contrasting colour: **yes**

Keypad with numbers in relief: **yes**; Keypad with numbers in Braille: **yes**



## 2 STAR HOTELS



### IBIS MADRID AEROPUERTO BARAJAS HOTEL

Avenida General, 49  
28041 Madrid

Telephone: 91 301 09 99  
Fax: 91 305 73 50

Web: [www.accorhotels.com](http://www.accorhotels.com)

Metro with lift: Barajas

Bus: 105 and 115

### ACCESS

- The main entrance to the hotel is at street level and there is no slope.
- There are 2 sets of double, sliding, glass doors with a clearance width of **1.60 m**.
- Both of them are marked with horizontal strips and the hotel's logo, but neither of these are in a contrasting colour.
- Between both sets of doors there is a ramp, **4 m** wide and **5 m** long with a suitable incline of **6.9%**. There is no handrail, but along its whole length there is colour contrasted flooring with a distinctive texture.

## ACCESSIBILITY - HEARING IMPAIRED

### Room

Internet connection: **yes**; TV which communicates with reception: **no**

TV with teletext decoder: **yes**; TV has alarm clock with visual alert: **no**

Bedside plug socket: **yes**; Entrance door with peephole: **no**  
Written information on available services: **yes**; Light signals to indicate a knock at the door: **no**

### Communal WCs

Door lock with visual aid to indicate either free or occupied: **no**; Cubicle doors with a gap underneath to see if there is someone inside: **no**

### Lifts

Visual signs indicating the floor and direction of movement, both inside and outside the cab: **yes**; Emergency button with a light to show that the emergency call has been received: **no**

### Emergency system

Emergency alarm systems with visual alerts: **no**




**ACCESSIBILITY – PHYSICALLY DISABLED**

<b>Adapted room (No. 148)</b>	Number of adapted rooms: <b>6</b>
On the <b>1<sup>st</sup> floor</b> , accessible via lift	Width of door: <b>88 cm</b>
Clear turning circle inside (diameter): <b>Ø 150 cm</b>	Height of climate control: <b>147 cm</b>
Height of bed: <b>50 cm</b>	Space for access to the bed: right hand side <b>57 cm</b> and left hand side <b>110 cm</b>
Wardrobe doors: <b>no doors</b>	Height of coat rack: <b>155 cm</b>
Height of wardrobe shelves and drawers: <b>45-155 cm</b>	
<b>Bathroom in adapted room</b>	
Door: sliding door with a width of <b>84 cm</b>	Clear turning circle inside (diameter): <b>Ø 150 cm</b>
<b>Toilet:</b>	
Height of seat: <b>40 cm</b>	Height of flush mechanism: <b>110 cm</b>
Width of approach: left hand side <b>76 cm</b> , front <b>90 cm</b>	Fixed grab bars on the right hand side: <b>no</b>
Folding grab bar on the left hand side at a height of <b>60-77 cm</b>	
<b>Basin:</b>	
Height and clearance beneath the basin: <b>66 cm and 55 cm</b>	Tap: <b>mixer tap</b>
Height of the lower edge of the mirror: <b>85 cm</b>	Height of bathroom fittings: <b>80 cm</b>
<b>Shower:</b>	
Width of approach to shower: <b>110 cm</b>	Shower base: <b>level with the floor</b>
Shower floor: <b>non-slip</b>	Shower chair or seat: <b>fixed</b>
Height and location of horizontal grab bar: <b>80 cm</b> , on the same wall as the tap	Has a vertical grab bar which is used for adjusting the height of the shower head
<b>Mixer tap</b>	Height of the tap: <b>90-155 cm</b> , on accessible wall
Adjustable shower-head height: <b>yes</b>	No shower screen, just a shower curtain
<b>Adapted toilets in communal areas</b>	
<b>On ground floor</b> , with an accessible route	No. of adapted toilets in communal areas: <b>1</b>
Clear turning circle inside (diameter): <b>Ø 150 cm</b>	Sliding door with a width of <b>83 cm</b>
<b>Toilet:</b>	
Height of seat: <b>40 cm</b>	Height of flush mechanism: <b>100 cm</b>
Width of approach: right hand side <b>80 cm</b> , front <b>180 cm</b>	Folding grab bar on the right hand side: <b>yes</b> , height <b>67-85 cm</b>
Folding grab bar on the left hand side: <b>no</b>	



<b>Basin:</b>	
Height and clearance beneath the basin: <b>70 cm and 53 cm</b>	Tap: <b>mixer tap</b>
Height of the lower edge of the mirror: <b>85 cm</b>	Height of bathroom fittings: <b>85-100 cm</b>
<b>Lifts</b>	
Route: <b>accessible up to the door of the lift</b>	No. of lifts <b>3</b>
Width of door: <b>90 cm</b>	Height of call buttons: <b>110 cm</b>
	Width and depth of cab: <b>105 and 136 cm</b>
Height of the control buttons: <b>90-110 cm</b>	Height of handrail: <b>90 cm</b>

Other amenities	Location	Access	Main characteristics
Reception	Ground floor	Accessible	Height of reception desk: <b>72 and 126 cm</b> . It allows wheelchair users access right up to the desk from the front.
Cafeteria	Ground floor	Accessible	Height of bar: <b>110 cm</b> Height of table: <b>75 cm</b> Height beneath table <b>74 cm</b> Width beneath table: <b>75 cm</b> Depth beneath table: <b>30 cm</b> Table with central leg
Restaurant (only dinner)/ Breakfast buffet	Ground floor	Accessible	Height of buffet bar: <b>75-90 cm</b> Height of table: <b>74 cm</b> Height beneath table <b>70 cm</b> Width beneath table: <b>60 cm</b> Depth beneath table: <b>24 cm</b> Table with central leg
Parking	Basement floor (-2)	Accessible via lift	There are 2 parking spaces for people with limited mobility ( <b>PRM</b> ), indicated by the disabled parking sign ( <b>ISA</b> )


**ACCESSIBILITY - VISUALLY IMPAIRED**
**Signs**

Signs the same size: **yes**, average height of **150-215 cm** and a font size of  $\geq 1.5$  cm

Lettering in a colour which contrasts with the background: **yes** and **not in Braille**

**Main stairs**

Edge of stairs marked with a non-slip strip in a contrasting colour: **no**

Text and symbols: **not in relief**  
Side protection skirting board of  $\geq 12$  cm on both sides: **only on one side**

Steps have a riser: **yes**  
Steps have nosing: **no**

All steps are the same height: **yes**

The space under the stairs is blocked off: **yes**

Handrail on either side: **yes**

Continuous handrails on half-landings: **no**

Handrail extends at top and bottom of stairs: **no**

Strip of surface of a different texture and contrasting colour at the top and bottom of the stairs: **no**

**Lifts**


Cab with audio signals: **no**


Control buttons in contrasting colour: **yes**

Keypad with numbers in relief: **yes**

Keypad with numbers in Braille: **yes**



**IBIS MADRID CENTRO HOTEL**

 Calle Manuela Malasaña, 6  
28004 Madrid

 Telephone: 91 448 58 16  
Fax: 91 446 53 37

 Web: [www.ibishotel.com](http://www.ibishotel.com)

 Metro without lift: Bilbao

 Bus: 21, 147 and 149

**ACCESS**

- The main entrance is accessible. There are no steps or any narrow stretches to impede access.
- There is a manually opened glass door measuring **80 cm** wide.
- It is marked with the hotel's logo, using sharply contrasting colours.


**ACCESSIBILITY - HEARING IMPAIRED**
**Room**

Internet connection: **yes**

TV which communicates with reception: **yes**

TV with teletext decoder: **yes**

TV has alarm clock with visual alert: **yes**

Bedside plug socket: **yes**

Entrance door with peephole: **yes**

Light signals to indicate a knock at the door: **no**

**Communal WCs**

Door lock with visual aid to indicate either free or occupied: **no**

Cubicle doors with a gap underneath to see if there is someone inside: **no**

**Lifts**

Visual signs indicating the floor and direction of movement, both inside and outside the cab: **yes**

Emergency button with a light to show that the emergency call has been received: **no**

**Emergency system**

Emergency alarm systems with visual alerts: **no**


**ACCESSIBILITY - PHYSICALLY DISABLED**

<b>Adapted room (No. 206)</b>	Number of adapted rooms: <b>2</b>
On the <b>2<sup>nd</sup> floor</b> , accessible via lift	Width of door: <b>77 cm</b>
Clear turning circle inside (diameter): <b>Ø 150 cm</b>	Height of climate control: <b>130 cm</b>
Height of bed: <b>58 cm</b>	Space for access to the bed: left hand side <b>110 cm</b>
Height of coat rack: <b>164 cm</b>	
<b>Bathroom in adapted room</b>	
Door: with a width of <b>80 cm</b>	Clear turning circle inside (diameter): <b>Ø 150 cm</b>
<b>Toilet:</b>	
Height of seat: <b>40 cm</b>	Height of flush mechanism: <b>95 cm</b>
Width of approach: <b>front</b>	Fixed grab bars on the right hand side: <b>yes</b> , height of <b>70 cm</b>
Folding grab bar on the left hand side at a height of <b>74-76 cm</b>	
<b>Basin:</b>	
Height and clearance beneath the basin: <b>69 cm and 50 cm</b>	Tap: <b>mixer tap</b>
Height of the lower edge of the mirror: <b>85 cm</b>	Height of bathroom fittings: <b>82 cm</b>
<b>Shower:</b>	
Width of approach to shower: <b>80 cm</b>	Shower base: <b>level with the floor</b>
Shower floor: <b>non-slip</b>	Shower chair or seat: <b>fixed</b>
Height and location of horizontal grab bar: <b>80 cm</b> , wall to the side of the tap	Height and location of vertical grab bar: <b>80-120 cm</b> , same wall as the tap
Mixer <b>tap</b>	Height of the tap: <b>100-142 cm</b> , on accessible wall
Adjustable shower-head height: <b>yes</b>	Folding shower screen
<b>Adapted toilets in communal areas</b>	
On ground floor, with an accessible route	No. of adapted toilets in communal areas: <b>2</b>
Clear turning circle inside (diameter): <b>Ø 150 cm</b>	Door with a width of <b>80 cm</b>
<b>Toilet:</b>	
Height of seat: <b>42 cm</b>	Height of flush mechanism: <b>100 cm</b>
Width of approach: left hand side <b>120 cm</b>	Fixed grab bar on the right hand side: <b>yes</b> , height <b>75 cm</b>
Folding grab bar on the left hand side: <b>no</b>	
<b>Basin:</b>	
Height and clearance beneath the basin: <b>70 cm and 20 cm</b>	Tap: <b>mixer tap</b>
Height of the lower edge of the mirror: <b>100 cm</b>	Height of bathroom fittings: <b>100 cm</b>



<b>Lifts</b>	No. of lifts <b>1</b> . Connects all the floors
Route: accessible up to the door of the lift via a ramp with a width of <b>1.2 m</b> , a length of <b>3.20 m</b> and a recommended incline of <b>6.9%</b> .	Width and depth of cab: <b>112 and 142 cm</b>
Has a <b>100 cm</b> handrail	
Width of door: <b>75 cm</b>	Height of handrail: <b>100 cm</b>

Other amenities	Location	Access	Main characteristics
Reception	Ground floor	Accessible	Height of reception desk: <b>100 cm</b>
Restaurant / Breakfast buffet	Ground floor	Accessible	Height of buffet bar: <b>90 cm</b> Height of table: <b>75 cm</b> Height beneath table <b>71 cm</b> Width beneath table: <b>49 cm</b> Depth beneath table: <b>59 cm</b>


**ACCESSIBILITY - VISUALLY IMPAIRED**

<b>Signs</b>	
Signs the same size: <b>yes</b> , average height of <b>145-175 cm</b> and a font size of <b>≥ 1.5 cm</b>	
Lettering in a colour which contrasts with the background: <b>yes</b>	Text and symbols: <b>not in relief and not in Braille</b>
<b>Main stairs</b>	
Edge of stairs marked with a non-slip strip in a contrasting colour: <b>no</b>	Side protection skirting board of <b>≥ 12 cm</b> on both sides: <b>no</b>
Steps have a riser: <b>yes</b>	All steps are the same height: <b>yes</b>
Steps have nosing: <b>no</b>	
The space under the stairs is blocked off: <b>There is none</b>	Handrail on either side: <b>yes</b>
Continuous handrails on half-landings: <b>yes</b>	Handrail extends at top and bottom of stairs: <b>no</b>
Strip of surface of a different texture and contrasting colour at the top and bottom of the stairs: <b>no</b>	
<b>Lifts</b>	
Cab with audio signals: <b>no</b>	Control buttons in contrasting colour: <b>yes</b>
Keypad with numbers in relief: <b>yes</b>	Keypad with numbers in Braille: <b>yes</b>


**INFANTA MERCEDES HOTEL**

-  Calle Huesca, 21  
28020 Madrid
-  **Telephone:** 91 570 33 33  
**Fax:** 91 571 11 56
-  **Web:** www.hotelinfantamercedes.es
-  **Metro without lift:** Tetuán
-  **Bus:** 3, 66, 124, 126 and 149

**ACCESS**

- There is a single step at the main entrance with varying heights along its length, and there is no alternative ramp.
- There is an automatic glass door measuring **65 cm** wide. It is not marked with horizontal strips or a logo in a contrasting colour.


**ACCESSIBILITY - HEARING IMPAIRED**

<b>Room</b>	
Internet connection: <b>yes</b>	TV which communicates with reception: <b>no</b>
TV with teletext decoder: <b>yes</b>	TV has alarm clock with visual alert: <b>no</b>
Bedside plug socket: <b>yes</b>	Entrance door with peephole: <b>no</b>
Written information on available services: <b>yes</b>	Light signals to indicate a knock at the door: <b>no</b>
<b>Communal WCs</b>	
Door lock with visual aid to indicate either free or occupied: <b>no</b>	Cubicle doors with a gap underneath to see if there is someone inside: <b>no</b>
<b>Lifts</b>	
Visual signs indicating the floor and direction of movement, both inside and outside the cab: <b>yes</b>	Emergency button with a light to show that the emergency call has been received: <b>no</b>
<b>Emergency system</b>	
Emergency alarm systems with visual alerts: <b>no</b>	


**ACCESSIBILITY - PHYSICALLY DISABLED**

<b>Adapted room (No. 510)</b>	
On the 5th floor, accessible via lift	Number of adapted rooms: <b>1</b>
Clear turning circle inside (diameter): <b>Ø 150 cm</b>	Width of door: <b>77 cm</b>
Height of bed: <b>42 cm</b>	Height of climate control: <b>uses a remote control</b>
Height of wardrobe shelves and drawers: <b>25-120 cm</b>	Space for access to the bed: left hand side <b>151 cm</b>
<b>Bathroom in adapted room</b>	
Door: inward opening with a width of <b>80 cm</b>	Clear turning circle inside (diameter): <b>Ø 150 cm</b>
<b>Toilet:</b>	
Height of seat: <b>39 cm</b>	Height of flush mechanism: <b>75 cm</b>
Width of approach: none $\geq$ <b>80 cm</b>	Folding grab bar on the right hand side at a height of <b>78 cm</b>
Folding grab bar on the left hand side at a height of <b>78 cm</b>	Distance between bars: <b>53 cm</b>
<b>Basin:</b>	
Height and clearance beneath the basin: <b>81 cm</b> (adjustable) and <b>50 cm</b>	Tap: <b>mixer tap</b>
Height of the lower edge of the mirror: <b>100 cm</b>	Height of bathroom fittings: <b>100 cm</b>
<b>Bath:</b>	
Height of bath: <b>47 cm</b>	Height and location of horizontal grab bar: <b>58-68 cm</b>
Transfer bench: <b>no</b>	Has a vertical grab bar
Mixer tap at <b>62 cm</b>	Shower head at <b>110 cm</b> . Height can be adjusted
Has a curtain	
<b>Lifts</b>	
Route: <b>accessible up to the door</b>	No. of lifts <b>2</b>
Width of door: <b>80 cm</b>	Height of call buttons: <b>110 cm</b>
Height of the control buttons: <b>108-120 cm</b>	Width and depth of cab: <b>102 and 121 cm</b>



Other amenities	Location	Access	Main characteristics
Reception	Ground floor	Accessible	Height of reception desk: <b>114 cm</b>
Cafeteria	Ground floor	Accessible via lift and with a ramp, <b>124 cm</b> long with an incline of <b>10%</b>	Height of bar: <b>126 cm</b> Height of table: <b>76 cm</b> Height beneath table <b>74 cm</b> Width beneath table: <b>88 cm</b> Depth beneath table: <b>40 cm</b>
Restaurant / Breakfast Buffet	Ground floor	Accessible	Height of buffet bar: <b>84 cm</b> Height of table: <b>76 cm</b> Height beneath table <b>73 cm</b> Width beneath table: <b>70 cm</b> Depth beneath table: <b>70 cm</b>
Meeting rooms (1)	First floor	Accessible via lift	Height of table: <b>74 cm</b> Height beneath table <b>70 cm</b> Width beneath table: <b>200 cm</b> Depth beneath table: <b>45 cm</b>
Communal WCs	Ground floor	Accessible via lift	None of them are adapted for wheelchair users
Parking	Adjoining building	Not accessible	Parking is reached via stairs with no alternative lift



## ACCESSIBILITY – VISUALLY IMPAIRED

### Signs

Signs the same size: **yes**, average height of **171-178 cm** and a font size of **≥ 1.5 cm**

Lettering in a colour which contrasts with the background: **yes** : Text and symbols: **not in relief and not in Braille**

### Main stairs

Edge of stairs marked with a non-slip strip in a contrasting colour: **yes** : Side protection skirting board of **≥ 12 cm** on both sides: **no**

Steps have a riser: **yes** : All steps are the same height: **yes**  
Steps have nosing: **yes**

The space under the stairs is blocked off: **There is none** : Handrail on either side: **yes**

Continuous handrails on half-landings: **no** : Handrail extends at top and bottom of stairs: **no**


Strip of surface of a different texture and contrasting colour at the top and bottom of the stairs: **no**


### Lifts

Cab with audio signals: **no** : Control buttons in contrasting colour: **yes**

Keypad with numbers in relief: **yes** : Keypad with numbers in Braille: **yes**



**JULIA HOTEL**

 Calle de Julián Camarillo, 9  
28037 Madrid

 **Telephone:** 91 440 12 17  
**Fax:** 91 375 82 15

 **Web:** www.hoteljulia.es

 **Metro without lift:** García Noblejas

 **Bus:** 70, 38, 105, 48

**ACCESS**

- The main entrance is accessible, there are no steps or any narrow stretches to impede access.
- There is an automatic glass door measuring **80 cm** wide.
- It is not marked with horizontal strips or a logo in a contrasting colour.


**ACCESSIBILITY – HEARING IMPAIRED**

<b>Room</b>	
Internet connection: <b>yes</b>	TV which communicates with reception: <b>no</b>
TV with teletext decoder: <b>yes</b>	TV has alarm clock with visual alert: <b>no</b>
Bedside plug socket: <b>yes</b>	Entrance door with peephole: <b>no</b>
Written information on available services: <b>yes</b>	Light signals to indicate a knock at the door: <b>no</b>
<b>Communal WCs</b>	
Door lock with visual aid to indicate either free or occupied: <b>no</b>	Cubicle doors with a gap underneath to see if there is someone inside: <b>no</b>
<b>Lifts</b>	
Visual signs indicating the floor and direction of movement, both inside and outside the cab: <b>yes</b>	Emergency button with a light to show that the emergency call has been received: <b>no</b>
<b>Emergency system</b>	
Emergency alarm systems with visual alerts: <b>no</b>	


**ACCESSIBILITY – PHYSICALLY DISABLED**

<b>Adapted room (No. 106)</b>	Number of adapted rooms: <b>1</b>
On the <b>1<sup>st</sup> floor</b> , accessible via lift	Width of door: <b>85 cm</b>
Clear turning circle inside (diameter): <b>Ø 150 cm</b>	Height of climate control: <b>120 cm</b>
Height of bed: <b>55 cm</b>	Space for access to the bed: right hand side <b>160 cm</b> , left hand side <b>160 cm</b>
Wardrobe doors: <b>sliding</b>	Height of coat rack: <b>115 cm</b>
Height of wardrobe shelves and drawers: <b>80 cm</b>	
<b>Bathroom in adapted room</b>	
Door: sliding door with a width of <b>83 cm</b>	Clear turning circle inside (diameter): <b>Ø 150 cm</b>
<b>Toilet:</b>	
Height of seat: <b>40 cm</b>	Height of flush mechanism: <b>110 cm</b>
Width of approach: <b>left hand side at an angle</b>	Folding grab bar on the right hand side at a height of <b>53-70 cm</b>
<b>Folding grab bar on the left hand side at a height of 53-70 cm</b>	Distance between bars: <b>62 cm</b>
<b>Basin:</b>	
Height and clearance beneath the basin: <b>80 cm and 40 cm</b>	Tap: <b>mixer tap</b>
Height of the lower edge of the mirror: <b>110 cm</b>	Height of bathroom fittings: <b>85 cm</b>
<b>Shower:</b>	
Width of approach to shower: <b>125 cm</b>	Shower base: <b>level with the floor</b>
Shower floor: <b>non-slip</b>	Shower chair or seat: <b>fixed to the wall and folds out</b>
Height and location of horizontal grab bar: <b>75 cm</b> , same wall as the tap	Height and location of vertical grab bar: <b>80-160 cm</b> , on wall to the side of the tap
<b>Thermostatic tap</b>	Height of the tap: <b>120-130 cm</b> , on accessible wall
Adjustable shower-head height: <b>yes</b>	Folding shower screen
<b>Adapted toilets in communal areas</b>	
<b>On ground floor</b> , within the male toilets, accessible	No. of adapted toilets in communal areas: <b>1</b>
Clear turning circle inside (diameter): <b>Ø 150 cm</b>	Sliding door with a width of <b>78 cm</b>
<b>Toilet:</b>	
Height of seat: <b>40 cm</b>	Height of flush mechanism: <b>110 cm</b>
Width of approach: none. The sink is located along the approach hampering transfer to the toilet	Fixed grab bar on the right hand side: <b>yes</b> , height <b>65 cm</b>
Folding grab bar on the left hand side: <b>yes</b> , height <b>70 cm</b>	Distance between the bars: <b>53 cm</b>



<b>Basin:</b>	
Height and clearance beneath the basin: <b>70 cm and 40 cm</b>	Tap: <b>mixer tap</b>
Height of the lower edge of the mirror: <b>110 cm</b>	Height of bathroom fittings: <b>90-120 cm</b>
<b>Panoramic Lifts</b>	No. of lifts <b>2</b>
Accessible right up to the door of the lift	Height of call buttons: <b>100 cm</b>
Width of door: <b>80 cm</b>	Width and depth of cab: <b>100 cm and 160 cm</b>
Height of control buttons: <b>90-160 cm</b>	Height of handrail: <b>90 cm</b>

Other amenities	Location	Access	Main characteristics
Reception	Ground floor	Accessible	Height of reception desk: <b>125 cm</b>
Cafeteria / Restaurant	Ground floor	Accessible along a narrow, sloping corridor, <b>86 cm</b> long, <b>140 cm</b> wide and an incline of <b>10%</b> .	Height of bar: <b>110 cm</b> Height of table: <b>74 cm</b> Height beneath table <b>71 cm</b> Width beneath table: <b>58 cm</b> Depth beneath table: <b>60 cm</b>
Meeting rooms (1)	First floor	Accessible via lift	Height of table: <b>67 cm</b> Height beneath table <b>64 cm</b> Width beneath table: <b>107 cm</b> Depth beneath table: <b>80 cm</b>
Parking	Basement floor (-2)	Accessible via lift	There is 1 parking space for people with limited mobility ( <b>PRM</b> ), indicated by the disabled parking sign ( <b>ISA</b> )





### ACCESSIBILITY - VISUALLY IMPAIRED


<b>Signs</b>	Signs the same size: <b>yes</b> , average height of <b>195 cm</b> and a font size of <b>≥ 1.5 cm</b>
Lettering in a colour which contrasts with the background: <b>no</b>	Text and symbols: <b>not in relief and not in Braille</b>
<b>Main stairs</b>	
Edge of stairs marked with a non-slip strip in a contrasting colour: <b>no</b>	Side protection skirting board of <b>≥ 12 cm</b> on both sides: <b>yes</b>
Steps have a riser: <b>yes</b>	All steps are the same height: <b>yes</b>
Steps have nosing: <b>yes</b>	
The space under the stairs is blocked off: <b>There is none</b>	Handrail on either side: <b>no</b>
Continuous handrails on half-landings: <b>yes</b>	Handrail extends at top and bottom of stairs: <b>no</b>
Strip of surface of a different texture and contrasting colour at the top and bottom of the stairs: <b>no</b>	
<b>Lifts</b>	
Cab with audio signals: <b>yes</b>	Control buttons in contrasting colour: <b>yes</b>
Keypad with numbers in relief: <b>yes</b>	Keypad with numbers in Braille: <b>yes</b>


**NH BARAJAS EXPRESS HOTEL**

 Calle Catamarán, 1  
28042 Madrid

 **Telephone:** 91 742 02 00  
 **Fax:** 91 741 11 00

 **Web:** www.nh-hoteles.com

 **Bus:** 114

**ACCESS**

- The main entrance has no steps, stairways or narrow passageways to impede access.
- The main door is of mirrored glass, opens automatically, and is **1.30 m** wide. It is not marked with horizontal strips or a logo in a contrasting colour.


**ACCESSIBILITY – HEARING IMPAIRED**

<b>Room</b>	
Internet connection: <b>yes</b>	TV which communicates with reception: <b>no</b>
TV with teletext decoder: <b>yes</b>	TV has alarm clock with visual alert: <b>no</b>
Bedside plug socket: <b>no</b>	Light signals to indicate a knock at the door: <b>no</b>
Written information on available services: <b>yes</b>	
<b>Communal WCs</b>	
Door lock with visual aid to indicate either free or occupied: <b>no</b>	Cubicle doors with a gap underneath to see if there is someone inside: <b>no</b>
<b>Lifts</b>	
Visual signs indicating the floor and direction of movement, both inside and outside the cab: <b>yes</b>	Emergency button with a light to show that the emergency call has been received: <b>no</b>
<b>Emergency system</b>	
Emergency alarm systems with visual alerts: <b>no</b>	


**ACCESSIBILITY – PHYSICALLY DISABLED**

<b>Adapted room (No. 6)</b>	Number of adapted rooms: <b>1</b>
Located in an adjoining building. En route, there are two sets of steps, both with an alternative ramp. The first ramp is <b>3.9 m</b> long and <b>99 cm</b> wide, with an incline of <b>11%</b> . The second ramp which is <b>3.88 m</b> long and <b>99 cm</b> wide, with an adequate incline of <b>9%</b> . Neither have handrails	Width of door: <b>77 cm</b>
Clear turning circle inside (diameter): <b>Ø 150 cm</b>	Height of climate control: <b>107 cm</b>
Height of bed: <b>57 cm</b>	Space for access to the bed: right hand side <b>79 cm</b> , left hand side <b>76 cm</b>
Height of coat rack: <b>182 cm</b>	
<b>Bathroom in adapted room</b>	
Door: width of <b>81 cm</b>	Clear turning circle inside (diameter): <b>Ø 150 cm</b>
<b>Toilet:</b>	
Height of seat: <b>42 cm</b>	
Width of approach: side approach of <b>61 cm</b>	Grab bar <b>on the approach side</b>
<b>Basin:</b>	
Clearance beneath the basin: <b>59 cm</b>	Tap: <b>mixer tap</b>
Height of the lower edge of the mirror: <b>91 cm</b>	Height of bathroom fittings: <b>157 cm</b>
<b>Shower:</b>	
Shower base: <b>with a step</b>	
Shower floor: <b>non-slip</b>	Shower chair or seat: <b>there is none</b>
There is a horizontal grab bar	There is a vertical grab bar
<b>Lifts</b>	
Accessible right up to the door of the lift	No. of lifts <b>2</b>
Width of door: <b>79 cm</b>	Width and depth of cab: <b>113 cm and 130 cm</b>



## ACCOMMODATION



Other amenities	Location	Access	Main characteristics
Reception	Ground floor	Accessible	Height of reception desk: <b>114 cm</b>
Cafeteria	Ground floor	Accessible	Height of bar: <b>114 cm</b> Height of table: <b>60 cm</b>
Restaurant / Breakfast buffet	Ground floor	Accessible	Height of table: <b>75 cm</b> Height beneath table: <b>73 cm</b> Width beneath table: <b>70 cm</b> Depth beneath table: <b>36 cm</b>
Parking	Ground floor in adjoining building	Not accessible, via stairs	



## ACCESSIBILITY - VISUALLY IMPAIRED

### Signs

Signs the same size: **yes**, average height of **180-187 cm** and a font size of **4-5 cm**

Lettering in a colour which contrasts with the background: **yes**; Text and symbols: **not in relief** and **not in Braille**

### Main stairs

Edge of stairs marked with a non-slip strip in a contrasting colour: **no**; Side protection skirting board of  $\geq 12$  cm on both sides: **no**

Steps have a riser: **yes**; All steps are the same height: **yes**  
Steps have nosing: **no**

The space under the stairs is blocked off: **there is none**; Handrail on either side: **no**

Continuous handrails on half-landings: **no**; Handrail extends at top and bottom of stairs: **no**

Strip of surface of a different texture and contrasting colour at the top and bottom of the stairs: **no**

### Lifts

Cab with audio signals: **no**; Control buttons in contrasting colour: **no**

Keypad with numbers in relief: **yes**; Keypad with numbers in Braille: **yes**





## ☆☆ 2 STARS HOTELS




### ROOM MATE MARIO

 Calle Campomanes, 4  
28013 Madrid

 Telephone: 91 548 85 48  
 Fax: 91 559 12 88

 Web: [www.room-matehotels.com](http://www.room-matehotels.com)

 Metro with lift: Opera and Callao

 Bus: 1, 2, 3, 5, 9, 15, 20, 25, 39, 44, 46, 50, 51, 52, 53, 74, 75, 133, 138, 146, 147, 148, 150, 202, M1, M2, C1 and C2

### ACCESS

- The hotel has an access ramp to the hotel with a **6.9%** incline. It has a clearance width of **1.90 m**.
- The main entranceway has a step, the height of which varies between **10 cm** and **16 cm** as the hotel entrance is on a slope.
- There are two sets of double doors but with different characteristics. The first is a large outward opening double wooden door with a clearance width of **1.44 m**. The door is always open. The second set comprises automatic sliding glass doors. Their clearance width is **1.37 m**. The hotel logo is on the glass but not in a contrasting colour.
- The gap between both doors is **1.37 m** with a **6.9%** incline and is **2.10 m** in length.
- The door has a bell located at a height of **1.27 m**.
- Before getting to the double set of doors, there is a doormat that is securely affixed to the ground.
- There is an accessible route that takes guests straight to the reception and help desk.


**ACCESSIBILITY – HEARING IMPAIRED**

<b>Room</b>	
Internet connection: <b>yes</b>	Written information on available services: <b>yes</b>
TV which communicates with reception: <b>yes</b>	TV has alarm clock with visual alert: <b>yes</b>
Bedside plug socket: <b>yes</b>	Entrance door with peephole: <b>no</b>
Light signals to indicate a knock at the door: <b>no</b>	Emergency alarms with visual alerts: <b>no</b>
<b>Communal WCs</b>	
Door lock with visual aid to indicate either free or occupied: <b>no</b>	Cubicle doors with a gap underneath to see if there is someone inside: <b>no</b>
<b>Lifts</b>	
Visual signs indicating the floor and direction of movement, both inside and outside the cab: <b>yes</b>	Emergency button with a light to show that the emergency call has been received: <b>yes</b>
<b>Emergency system</b>	
Emergency alarm systems with visual alerts: <b>no</b>	


**ACCESSIBILITY – PHYSICALLY DISABLED**

<b>Adapted room (No. 102)</b>	
On 1st floor accessible via lift	Number of adapted rooms: <b>1</b>
Clear turning circle inside (diameter): <b>Ø 150 cm</b>	Width of door: <b>85 cm</b>
Height of bed: <b>50 cm</b>	Height of climate control: <b>150 cm</b>
	Space for access to the bed: right hand side <b>93 cm</b> , left hand side <b>103 cm</b>
Wardrobe doors: <b>swing door opening to 90° with doorknob</b>	Height of hanger rail: <b>185 cm</b>
Min. and max. height of wardrobe shelves and drawers: <b>80 cm and 190 cm</b>	
<b>Bathroom in adapted room</b>	
Door: sliding door with a width of <b>72 cm</b>	Clear turning circle inside (diameter): <b>Ø 150 cm</b>
<b>Toilet:</b>	
Seat height: <b>40 cm</b> plus a small step for the basin (must be requested at reception)	Height of flush mechanism: <b>135 cm</b>
Approach area: left hand side <b>70 cm</b> , front <b>182 cm</b>	Folding grab bar on the right hand side at a height of <b>65 cm – 80 cm</b>
Grab bar on the left hand side: <b>none</b>	



<b>Basin:</b>	
Height and clearance beneath the basin: <b>77 cm and 50 cm</b>	Tap: <b>mixer tap easy to use</b>
Height of the lower edge of the mirror: <b>110 cm</b>	Min. and max. height of bathroom fittings: <b>90 cm and 113 cm</b>
<b>Bath:</b>	
Width and depth of approach area: <b>170 cm and 135 cm</b>	Height of bath: <b>46 cm</b>
Transfer table: mobile transfer table (must be requested at reception)	Tap: <b>mixer tap easy to use</b>
Height of tap: <b>60 cm</b> on narrow wall of bath	Height and location of horizontal grab bar: <b>none</b>
Height and location of vertical grab bar: <b>none</b>	Adjustable shower-head at a height of <b>150 - 195 cm</b>
Swinging glass shower screen	
<b>Lifts No. 1</b>	
Number of lifts: <b>1</b>	
<b>Access to all floors</b>	
Accessible right up to the door	
Height of call buttons: <b>117 cm</b>	Width of door: <b>80 cm</b>
Width and depth of cab: <b>98 and 120 cm</b>	Min. and max. height of the call buttons: <b>87 cm and 104 cm</b>
Height of handrail: <b>none</b>	Mirror opposite the door: <b>yes</b>

Other amenities	Location	Access	Main characteristics
Reception	Ground floor	Accessible	Height of reception desk: <b>101 cm</b>
Communal toilets (4 cubicles)	Ground floor – 2 cubicles next to reception. First floor – 2 cubicles next to the breakfast buffet	Not accessible	None of the cubicles are accessible via two ramps with a width of <b>100 cm</b> . The first has a length of <b>720 cm</b> with a <b>10.5%</b> incline; the second has a length of <b>70 cm</b> with a <b>21.20%</b> incline



Breakfast buffet	First floor	Accessible via lift and two ramps with a width of <b>100 cm</b> . The first has a length of <b>720 cm</b> with a <b>10.5%</b> incline, the second has a length of <b>70 cm</b> with a <b>21.20%</b> incline	Height of buffet bar: <b>83 – 87 cm</b> Height of table: <b>76 cm</b> Height beneath table: <b>73 cm</b> Width beneath table: <b>75 cm</b> Depth beneath table: <b>34 cm</b>
------------------	-------------	---	--



### ACCESSIBILITY – VISUALLY IMPAIRED

<b>Bedrooms</b>	
Colour of door contrasts with adjacent walls: <b>no</b>	Information about hotel services available in Braille: <b>no</b> and in large print: <b>no</b>
Room lighting with dimmer switch: <b>no</b>	TV remote control with large numbers: <b>yes</b> and in contrasting colours: <b>yes</b>
Room free of projecting elements: <b>no</b>	Audible signals to indicate emergency alarm: <b>yes</b>
<b>Signs</b>	
Signs the same size: <b>yes</b> , average height of <b>170 cm</b> and a font size of <b>3 cm</b>	
Lettering in a colour which contrasts with the background: <b>yes</b>	Text and symbols: not in relief and not in <b>Braille</b>
<b>Main stairs</b>	
Edge of stairs marked with a non-slip strip in a contrasting colour: <b>No, only non-slip</b>	Side protection skirting board of <b>≥ 12 cm</b> on both sides: <b>yes</b>
Steps have a riser: <b>yes</b>	
Steps have nosing: <b>yes</b>	All steps are the same height: <b>yes</b>
The space under the stairs is blocked off: <b>yes</b>	Handrail on either side: <b>yes</b>
Continuous handrails on half-landings: <b>no</b>	Handrail extends past the top and bottom of stairs: <b>no</b>
Distinctively textured and contrastingly coloured strip at the top and bottom of the stairs: <b>no</b>	
<b>Lift</b>	
Cab with audio signals: <b>yes</b>	Control buttons in contrasting colours: <b>yes</b>
Keypad with numbers in relief: <b>yes</b>	Keypad with numbers in Braille: <b>yes</b>
<b>Emergency System</b>	
Audible alarma system in place in case of emergency: <b>yes</b>	



## 3 STAR HOTELS

- 1 **Aparthotel-Vicálvaro Encasa**
- 2 **Ganivet**
- 3 **Gran Legazpi**
- 4 **Hesperia Hermosilla**
- 5 **High Tech Cliper**
- 6 **High Tech Gran Avenida**
- 7 **Holiday Inn Express Madrid Airport**
- 8 **Inglés**
- 9 **NH Pacífico**
- 10 **Petit Palace Arenal**
- 11 **Petit Palace Ducal**
- 12 **Petit Palace Italia**
- 13 **Petit Palace Londres**
- 14 **Petit Palace Puerta del Sol**
- 15 **Petit Palace Tres Cruces**
- 16 **Puerta de Toledo**
- 17 **Regina**
- 18 **Room Mate Oscar**
- 19 **Suites Viena**
- 20 **Sunotel Amaral**
- 21 **Travelodge Torrelaguna**
- 22 **Tryp Gran Vía**
- 23 **Tryp Washington**
- 24 **Victoria 4**
- 25 **Zurbano**

1 HOTELS

2 HOTELS

3  
HOTELS

4 HOTELS

5 HOTELS

Hs  
GUEST HOUSE  
HOSTELS



## ACCOMMODATION



### APARTHOTEL-VICÁLVARO ENCASA

Carretera de Vicálvaro a la Estación de O'Donnell, 18  
28032 Madrid

**Telephone:** 91 371 63 83  
**Fax:** 91 776 98 54

**Web:** www.aparthotelencasa.es

**Metro without lift:** Puerta de Arganda

**Bus:** 100 and 106

#### ACCESS

- The entrance to the hotel is level with the street. It has a clearance width of **2 m**.
- The main entranceway has eight **18 cm** high steps, with alternative ramp access.
- The ramp is viable, with two stretches, each measuring **9 m** in length, with a **6.9 %** incline. It is **1.52 m** wide with a double handrail that extends past both ends. Neither end of the ramp has a distinctively textured and contrastingly coloured strip to warn of the change in gradient.
- There are two sets of double doors with similar specifications. Both are double automatic sliding glass doors. They have an overall width of **1.80 m**. They are marked with double horizontal stripes and the hotel logo but not in contrasting colours.
- It has a video intercom at a height of **1.33 m**. The video intercom is operated using a single button.
- Past the double sets of doors is a doormat securely affixed to the ground.
- There is an accessible route that takes guests straight to the reception and help desk.

## ☆☆☆ 3 STAR HOTELS



Vicálvaro  
Encasa



### ACCESSIBILITY - HEARING IMPAIRED

<b>Room</b>	
Internet connection: <b>yes</b>	Written information on available services: <b>yes</b>
TV which communicates with reception: <b>no</b>	TV has alarm clock with visual alert: <b>no</b>
Bedside plug socket: <b>yes</b>	Entrance door with peephole: <b>no</b>
Light signals to indicate a knock at the door: <b>no</b>	Emergency alarms with visual alerts: <b>no</b>
<b>Communal WCs</b>	
Door lock with visual aid to indicate either free or occupied: <b>no</b>	Cubicle doors with a gap underneath to see if there is someone inside: <b>no</b>
<b>Lifts</b>	
Visual signs indicating the floor and direction of movement, both inside and outside the cab: <b>yes</b>	Emergency button with a light to show that the emergency call has been received: <b>yes</b>
<b>Emergency system</b>	
Emergency alarm systems with visual alerts: <b>no</b>	



### ACCESSIBILITY - PHYSICALLY DISABLED

<b>Adapted room (No. 201)</b>	
On 2nd floor accessible via lift	Number of adapted rooms: <b>2</b>
Clear turning circle inside (diameter): <b>Ø 150 cm</b>	Width of door: <b>84 cm</b>
Height of bed: <b>50 cm</b>	Space for access to the bed: right hand side <b>75 cm</b> , left hand side <b>87 cm</b> . Moveable bed
Wardrobe doors: easy to open sliding doors without handle	Height of hanger rail: <b>200 cm</b>
Min. and max. height of wardrobe shelves and drawers: <b>40 cm and 100 cm</b>	
<b>Bathroom in adapted room</b>	
Door: sliding door with a width of <b>80 cm</b>	Clear turning circle inside (diameter): <b>Ø 150 cm</b>
<b>Toilet:</b>	
Seat height: <b>45 cm</b>	Height of flush mechanism: <b>90 cm</b>
Approach area: right hand side <b>90 cm</b> , front <b>110 cm</b>	Folding grab bar on the right hand side at a height of <b>69 cm – 85 cm</b>
Grab bar on the left hand side: <b>none</b>	



<b>Basin:</b>	
Height and clearance beneath the basin: <b>77 cm and 50 cm</b>	Tap: <b>mixer tap easy to use</b>
Height of the lower edge of the mirror: <b>97 cm</b>	Min. and max. height of bathroom fittings: <b>95 cm</b>
<b>Shower:</b>	
Width and depth of approach area: <b>160 cm and 140 cm</b>	Shower base: <b>level with floor</b>
Shower floor: <b>non-slip</b>	Shower chair or seat: <b>none</b>
Height and location of horizontal grab bar: <b>96 cm</b> , on wall to side of the tap	Height and location of vertical grab bar: <b>100 - 155 cm</b> , on the same wall as the tap
Tap: <b>mixer tap easy to use</b>	Height of tap: <b>115 cm</b>
Non-adjustable shower-head at a height of <b>115 cm</b>	Outward opening glass shower screen
<b>Kitchen in adapted room</b>	
Door: doorway but no door with width of <b>80 cm</b>	Clear turning circle inside (diameter): <b>Ø 150 cm</b>
Floor: <b>non-slip</b>	Clearance between furniture: <b>90 cm</b>
Room free of projecting elements: <b>yes</b>	Sufficient lighting: <b>yes</b>
<b>Table</b>	<b>Countertop</b>
Height of table: <b>76 cm</b>	Does not give wheelchair users close access to the countertop
Height below table: <b>65 cm</b>	Height of countertop: <b>89 cm</b>
Width below table: <b>65 cm</b>	Depth of countertop: <b>60 cm</b>
Depth below table: <b>89 cm</b>	
<b>Sink</b>	<b>Hob</b>
Does not give wheelchair users close access to the sink area	Does not give wheelchair users close access to the hob
Height of sink: <b>89 cm</b>	Height of hob: <b>89 cm</b>
Depth of sink: <b>60 cm</b>	Depth of hob: <b>74 cm</b>
Tap: <b>mixer tap</b>	Hob controls: Difficult to use as require a twisting movement of the wrist
Washing machine: <b>no</b>	
<b>Other kitchen equipment</b>	
Min. and max. height of refrigerator shelves and drawers: <b>20 - 100 cm</b>	Refrigerator: <b>difficult to open</b>
Min. and max. height of kitchen shelves and drawers: <b>40 - 180 cm</b>	Drawers: <b>easy to open</b>
Height of oven controls: <b>70 cm</b>	Height of washing machine controls: <b>70 cm</b>
Height of microwave controls: <b>110 cm</b> - above countertop area	



<b>Adapted bathroom in communal areas</b>	
Next to reception and cafeteria	On ground floor - accessible
Bathroom door: width of doorway: <b>134 cm</b>	Cubicle door: inward opening with a width of <b>85 cm</b>
Clear turning circle inside (diameter): <b>Ø 150 cm</b>	
<b>Toilet</b>	
Seat height: <b>45 cm</b>	Height of flush mechanism: <b>90 cm</b>
Approach area: left hand side <b>103 cm, front 110 cm</b>	Grab bar on right hand side: <b>no</b>
Folding grab bar on left hand side: <b>70 - 86 cm</b>	
<b>Basin</b>	
Height and clearance beneath the basin: <b>71 cm and 55 cm</b>	Tap: <b>push-down tap difficult to use</b>
Height of the lower edge of the mirror: <b>110 cm</b>	Min. and max. height of bathroom fittings: <b>110 cm</b>
<b>Lift No. 1</b>	Number of lifts: 2. One larger than the other but located next to each other
<b>Access to all floors</b>	Accessible right up to the door
Height of call buttons: <b>105 cm</b>	Width of door: <b>80 cm</b>
Width and depth of cab: <b>104 and 121 cm</b>	Min. and max. height of the call buttons: <b>97 cm and 130 cm</b>
Height of handrail: <b>92 cm</b>	Mirror opposite the door: <b>yes</b>
<b>Lift No. 2</b>	
<b>Access to all floors</b>	Accessible right up to the door
Height of call buttons: <b>105 cm</b>	Width of door: <b>90 cm</b>
Width and depth of cab: <b>107 and 212 cm</b>	Min. and max. height of the call buttons: <b>97 cm and 130 cm</b>
Height of handrail: <b>92 cm</b>	Mirror opposite the door: <b>yes</b>



Other amenities	Location	Access	Main characteristics
Reception	Ground floor	Accessible	Height of reception desk: <b>113 cm</b>
Cafeteria / Restaurant	Ground floor	Accessible	Height of bar: <b>106 cm</b> Height of table: <b>76 cm</b> Height beneath table: <b>70 cm</b> Width beneath table: <b>80 cm</b> Depth beneath table: <b>36 cm</b>
Parking	Outside the main door. <b>(2 PRM parking spaces)</b> and basement level -1	Accessible via lift	There are 2 parking spaces reserved for people with reduced mobility ( <b>PRM</b> ), indicated by the disabled parking sign ( <b>ISA</b> ) outside hotel next to the main door. The reserved parking spaces have a lateral approach area of <b>120 cm</b> . Spaces <b>16 and 17 located</b> at basement level -1 are also for the use of PRM guests although they are not marked as such.



### ACCESSIBILITY - VISUALLY IMPAIRED

<b>Bedrooms</b>	
Colour of door contrasts with adjacent walls: <b>yes</b>	Information about hotel services available in Braille: <b>no</b> and in large print: <b>no</b>
Room lighting with dimmer switch: <b>no</b>	TV remote control with large numbers: <b>yes</b> and in contrasting colours: <b>yes</b>
Room free of projecting elements: <b>no</b>	Audible signals to indicate emergency alarm: <b>yes</b>
<b>Kitchen</b>	
Floor: <b>non-slip</b>	Clearance between furniture: <b>90 cm</b>
Room free of projecting elements: <b>yes</b>	Sufficient lighting: <b>yes</b>
<b>Signs</b>	
Signs the same size: <b>yes</b> , average height of <b>170 cm</b> and a font size of <b>5 cm</b>	
Lettering in a colour which contrasts with the background: <b>yes</b>	Text and symbols: not in relief and not in <b>Braille</b>
<b>Main stairs</b>	
Edge of stairs marked with a non-slip strip in a contrasting colour: <b>no</b>	Side protection skirting board of <b>≥ 12 cm</b> on both sides: <b>yes</b>
Steps have a riser: <b>yes</b>	
Steps have nosing: <b>yes</b>	All steps are the same height: <b>yes</b>
The space under the stairs is blocked off: <b>yes</b>	Handrail on either side: <b>yes</b>
Continuous handrails on half-landings: <b>no</b>	Handrail extends past the top and bottom of stairs: <b>no</b>
Distinctively textured and contrastingly coloured strip at the top and bottom of the stairs: <b>no</b>	
<b>Lifts</b>	
Cab with audio signals: <b>no</b>	Control buttons in contrasting colours: <b>no</b>
Keypad with numbers in relief: <b>yes</b>	Keypad with numbers in Braille: <b>yes</b>
Distinctively textured and contrastingly coloured strip at entrance to lift: <b>no</b>	
<b>Emergency System</b>	
Audible alarm system in place in case of emergency: <b>yes</b>	



## ACCOMMODATION



### GANIVET HOTEL

- Calle de Toledo, 111-113  
28005 Madrid
- Telephone:** 91 365 36 00  
**Fax:** 91 364 02 23
- Web:** www.hotelesporcel.com
- Metro without lift:** Puerta de Toledo
- Bus:** 3, 6, 18, 41, 148, C 1 and C 2

### ACCESS

- The entrance is accessible and has a level surface.
- There are **2** sets of double automatic, sliding, glass doors both of which have a clearance of **1.17 m**.
- They are marked with horizontal strips and a logo, but not in a contrasting color.
- To gain access from the hotel's reception area, it is necessary to climb a ramp **98 cm** wide and **3.70 m** long, with a non-recommended incline of **14%**. The ramp has **2** handrails along one side, one of which is fixed at a height of **80 cm**, and the other at **1 m**. The handrails do not extend past the ends of the ramp. The ramp has a non-slip surface. Its ends are not indicated by a distinctively textured or contrastingly coloured floor surface.



## ACCESSIBILITY - HEARING IMPAIRED

<b>Room</b>	
Internet connection: <b>yes</b>	TV which communicates with reception: <b>no</b>
TV with teletext decoder: <b>yes</b>	TV has alarm clock with visual alert: <b>yes</b>
Bedside plug socket: <b>yes</b>	Entrance door with peephole: <b>no</b>
Written information on available services: <b>yes</b>	Light signals to indicate a knock at the door: <b>no</b>
<b>Communal WCs</b>	
Door lock with visual aid to indicate either free or occupied: <b>no</b>	Cubicle doors with a gap underneath to see if there is someone inside: <b>no</b>
<b>Lifts</b>	
Visual signs indicating the floor and direction of movement, both inside and outside the cab: <b>yes</b>	Emergency button with a light to show that the emergency call has been received: <b>no</b>
<b>Emergency system</b>	
Emergency alarm systems with visual alerts: <b>no</b>	



## ★★★ 3 STAR HOTELS



## ACCESSIBILITY - PHYSICALLY DISABLED

<b>Adapted room (No. 235)</b>	Number of adapted rooms: <b>4</b>
On <b>2<sup>nd</sup></b> floor accessible via lift	Width of door: <b>77 cm</b>
Clear turning circle inside (diameter): <b>Ø 150 cm</b>	Height of climate control: <b>160 cm</b>
Height of bed: <b>50 cm</b>	Space for access to the bed: right hand side <b>70 cm</b> , left hand side <b>90 cm</b>
Wardrobe doors: <b>Folding with door knobs, difficult to open</b>	Height of coatrack: <b>170 cm</b>
Height of wardrobe shelves and drawers: <b>60-130 cm</b>	

<b>Bathroom in adapted room</b>	
Door: outward opening with a width of <b>79 cm</b>	Clear turning circle inside (diameter): <b>Ø 150 cm</b>
<b>Toilet:</b>	
Seat height: <b>40 cm</b>	Height of flush mechanism: <b>77 cm</b>
Width of approach: left hand side <b>100 cm</b> , front <b>100 cm</b>	Fixed grab bar on the right hand side at a height of <b>75 cm</b>
Folding grab bar on the left hand side at a height of <b>60-75 cm</b>	Distance between bars: <b>75 cm</b>
<b>Basin:</b>	
Height and clearance beneath the basin: <b>76 cm and 60 cm</b>	Tap: <b>mixer tap</b>
Height of the lower edge of the mirror: <b>95 cm</b>	Height of bathroom fittings: <b>90 cm</b>
<b>Shower:</b>	
Width of approach to shower: <b>90 cm</b>	Shower base: <b>level with floor</b>
Shower floor: <b>non-slip</b>	Shower stool: <b>mobile</b>
Height and location of horizontal grab bar: <b>100 cm</b> , on wall to side of the tap	Has a vertical grab bar on the same wall as the tap which is used for adjusting the height of the shower head
Tap: <b>mixer tap</b>	Height of tap: <b>120-140 cm</b> on accessible wall
Adjustable shower-head height: <b>yes</b>	Folding shower screen



## ACCOMMODATION



<b>Adapted bathroom in communal areas</b>	Number of adapted toilets: <b>1</b>
On floor -1, accessible via lift	Door: inward opening with a width of <b>71 cm</b>
Clear turning circle inside (diameter): <b>Ø 150 cm</b>	
<b>Toilet:</b>	
Seat height: <b>40 cm</b>	Height of flush mechanism: <b>78 cm</b>
Width of approach: <b>left hand side 70 cm, front 120 cm</b>	Fixed grab bar on right hand side: <b>72 cm</b>
Folding grab bar on left hand side: <b>55-72 cm</b>	Distance between bars: <b>68 cm</b>
<b>Basin:</b>	
Height and clearance beneath the basin: <b>78 cm and 50 cm</b>	Tap: <b>mixer tap</b>
Height of the lower edge of the mirror: <b>100 cm</b>	Height of bathroom fittings: <b>90 cm</b>

<b>Lifts</b>	Number of lifts: <b>2</b>
<b>Accessible up to the door</b>	Height of call buttons: <b>110-115 cm</b>
Width of door: <b>80 cm</b>	Width and depth of cab: <b>108 and 140 cm</b>
Height of control buttons: <b>95-144 cm</b>	Height of handrail: <b>90 cm</b>

## Ganivet

## ☆☆☆ 3 STAR HOTELS



Other amenities	Location	Access	Main characteristics
Reception	Ground floor	Accessible	Height of reception desk: <b>110 cm</b>
Cafeteria	Ground floor	Accessible via ramp described above	Height of buffet bar: <b>110 cm</b> Height of table: <b>76 cm</b> Height beneath table: <b>70 cm</b> Width beneath table: <b>70 cm</b> Depth beneath table: <b>30 cm</b> Table with central leg
Restaurant / Breakfast buffet	Ground floor	Accessible	Height of buffet bar: <b>87-95 cm</b> Height of table: <b>75 cm</b> Height beneath table: <b>69 cm</b> Width beneath table: <b>60 cm</b> Depth beneath table: <b>35 cm</b> Table with central leg
Parking	Floors -1, -2 and -3	Accessible via lift	There are 5 parking space for people with limited mobility ( <b>PRM</b> ), indicated by the disabled parking sign ( <b>ISA</b> )


**ACCESSIBILITY – VISUALLY IMPAIRED**
**Signs**

Signs the same size: **yes**, average height of **170 cm** and a font size of **≥ 1.5 cm**

Lettering in a colour which contrasts with the background: **yes**; and not in Braille

**Main stairs**

Edge of stairs marked with a non-slip strip in a contrasting colour: **no**

Text and symbols: **not in relief**  
Side protection skirting board of **≥ 12 cm** on both sides: **yes**

Steps have a riser: **yes**  
Steps have nosing: **yes**

All steps are the same height: **yes**

The space under the stairs is blocked off: **yes**

Handrail on either side: **yes**

Continuous handrails on half-landings: **no**

Handrail extends at top and bottom of stairs: **no**

Strip of surface of a different texture and contrasting colour at the top and bottom of the stairs: **no**


**Lifts**


Cab with audio signals: **no**


Control buttons in contrasting colour: **yes**

Keypad with numbers in relief: **yes**

Keypad with numbers in Braille: **no**



**GRAN LEGAZPI HOTEL**

 Paseo de la Chopera, 71  
28045 Madrid

 **Telephone:** 91 539 66 00  
**Fax:** 91 530 67 03

 **Web:** www.hotelgranlegazpi.com

 **Metro with lift:** Legazpi

 **Bus:** 6, 8, 18, 19, 22, 45, 47, 59, 62, 76, 78, 79, 85, 86, 123, 148 and 247

**ACCESS**

- The main entrance has a step of **20 cm**.
- There are 2 sets of automatic, sliding, glass doors. They are marked with the hotel's logo in a contrasting color. Between the 2 doors is a doormat, which is correctly fixed to the floor.
- Wheelchair users can gain access without using ramps by way of an outward opening metal door with a handle, located at the entrance to the hotel's car park. This door is **87 cm** wide.


**ACCESSIBILITY – HEARING IMPAIRED**
**Room**

Internet connection: **yes**

TV which communicates with reception: **no**

TV with teletext decoder: **yes**

TV has alarm clock with visual alert: **no**

Bedside plug socket: **yes**

Entrance door with peephole: **no**

Written information on available services: **yes**

Light signals to indicate a knock at the door: **no**

**Communal WCs**

Door lock with visual aid to indicate either free or occupied: **no**

Cubicle doors with a gap underneath to see if there is someone inside: **no**

**Lifts**

Visual signs indicating the floor and direction of movement, both inside and outside the cab: **yes**

Emergency button with a light to show that the emergency call has been received: **no**

**Emergency system**

Emergency alarm systems with visual alerts: **no**


**ACCESSIBILITY - PHYSICALLY DISABLED**


<b>Adapted room (No. 110)</b>	Number of adapted rooms: <b>2</b>
On <b>1<sup>st</sup> floor</b> accessible via lift	Width of door: <b>86 cm</b>
Clear turning circle inside (diameter): <b>Ø 150 cm</b>	Height of climate control: <b>165 cm</b> and can also be controlled from reception
Height of bed: <b>50 cm</b>	Space for access to the bed: right hand side <b>80 cm</b> , none on left hand side
Wardrobe doors: <b>Sliding without knobs</b>	Height of coatrack: <b>160 cm</b>
Height of wardrobe shelves and drawers: <b>none</b>	
<b>Bathroom in adapted room</b>	
Door: outward opening with a width of <b>86 cm</b>	Clear turning circle inside (diameter): <b>Ø 150 cm</b>
<b>Toilet:</b>	
Seat height: <b>50 cm</b>	Height of flush mechanism: <b>110 cm</b>
Width of approach: right hand side <b>95 cm</b> , front <b>69 cm</b>	Folding grab bar on the right hand side at a height of <b>65-80 cm</b>
Fixed grab bar on the left hand side at a height of <b>80 cm</b>	Distance between bars: <b>60 cm</b>
<b>Basin:</b>	
Height and clearance beneath the basin: <b>80 cm and 60 cm</b>	Tap: <b>mixer tap</b>
Height of the lower edge of the mirror: <b>95 cm</b>	Height of bathroom fittings: <b>90 cm</b>
<b>Shower:</b>	
Width of approach to shower: <b>90 cm</b>	Shower base: <b>level with floor</b>
Shower floor: <b>non-slip</b>	Shower stool: mobile <b>40 cm</b>
No horizontal grab bar	No vertical grab bar
Tap: <b>mixer tap</b>	Height of tap: <b>110 cm</b> on accessible wall
Adjustable shower-head height: <b>no, 110 cm</b>	No shower screen
<b>Lifts</b>	
<b>Access: with a 12 cm step</b>	Number of lifts: <b>2</b>
Width of door: <b>70 cm</b>	Height of call buttons: <b>110-120 cm</b>
	Width and depth of cab: <b>96 and 90 cm</b>
Height of control buttons: <b>120-145 cm</b>	No handrail


Other amenities	Location	Access	Main characteristics
Reception	Ground floor	Accessible	Height of reception desk: <b>110 cm</b>
Communal WCs	Ground floor	Accessible	None of them are adapted for wheelchair users
Cafeteria / Breakfast buffet	Ground floor	Accessible	Height of buffet bar: <b>98 cm</b> Height of table: <b>78 cm</b> Height beneath table: <b>74 cm</b> Width beneath table: <b>110 cm</b> Depth beneath table: <b>70 cm</b> Table with central leg
Parking	Ground floor	Accessible	There are <b>2</b> parking space for people with limited mobility ( <b>PRM</b> ), indicated by the disabled parking sign ( <b>ISA</b> )


**ACCESSIBILITY - VISUALLY IMPAIRED**

<b>Signs</b>	
Signs the same size: <b>yes</b> , average height of <b>140-180 cm</b> and a font size of <b>≥ 1.5 cm</b>	
Lettering in a colour which contrasts with the background: <b>yes</b>	Text and symbols: <b>not in relief and not in Braille</b>
<b>Main stairs</b>	
Edge of stairs marked with a non-slip strip in a contrasting colour: <b>no</b>	Side protection skirting board of <b>≥ 12 cm</b> on both sides: <b>yes</b>
Steps have a riser: <b>yes</b>	All steps are the same height: <b>yes</b>
Steps have nosing: <b>no</b>	
The space under the stairs is blocked off: <b>yes</b>	Handrail on either side: <b>yes</b>
Continuous handrails on half-landings: <b>no</b>	Handrail extends at top and bottom of stairs: <b>no</b>
Strip of surface of a different texture and contrasting colour at the top and bottom of the stairs: <b>no</b>	
<b>Lifts</b>	
Cab with audio signals: <b>no</b>	Control buttons in contrasting colour: <b>no</b>
Keypad with numbers in relief: <b>yes</b>	Keypad with numbers in Braille: <b>yes</b>


**HESPERIA HERMOSILLA HOTEL**

 Calle de Hermosilla, 23  
28001 Madrid

 **Telephone:** 91 246 88 00  
**Fax:** 91 246 88 01

 **Web:** www.hesperia-hermosilla.com

 **Metro without lift:** Serrano

 **Bus:** 14, 17, 27, 51, 147 and 149

**ACCESS**

- The street accessing the hotel is wide, level and free of obstacles.
- The main entrance is not easily accessible due to the stairs. There is an alternative entrance door with 2 access ramps; the first of which is 1.40 m wide, 1.30 m long and has a non-recommended incline of 10.5%. The second ramp is 1.10 m wide, 2.3 m long and has an incline of 12.2%. Both ramps have a handrail fixed at a height of 94 cm, as well as distinctively textured and contrastingly coloured floor surfaces at both ends.
- The main door is automatic and made of glass, but it is not marked with horizontal strips or a coloured logo. The alternative door is 1.08 m wide and manually operated and is easy to open.


**ACCESSIBILITY - HEARING IMPAIRED**

<b>Room</b>	
Internet connection: <b>yes</b>	TV which communicates with reception: <b>no</b>
TV with teletext decoder: <b>yes</b>	TV has alarm clock with visual alert: <b>no</b>
Bedside plug socket: <b>yes</b>	Entrance door with peephole: <b>no</b>
Written information on available services: <b>yes</b>	Light signals to indicate a knock at the door: <b>no</b>
<b>Communal WCs</b>	
Door lock with visual aid to indicate either free or occupied: <b>no</b>	Cubicle doors with a gap underneath to see if there is someone inside: <b>no</b>
<b>Lifts</b>	
Visual signs indicating the floor and direction of movement, both inside and outside the cab: <b>yes</b>	Emergency button with a light to show that the emergency call has been received: <b>no</b>
<b>Emergency system</b>	
Emergency alarm systems with visual alerts: <b>no</b>	


**ACCESSIBILITY - PHYSICALLY DISABLED**

<b>Adapted room (No. 208)</b>	Number of adapted rooms: <b>2</b>
On 2 <sup>nd</sup> floor accessible via lift	Width of door: <b>77 cm</b>
Clear turning circle inside (diameter): <b>Ø 150 cm</b>	Height of climate control: <b>160 cm</b>
Height of bed: <b>50 cm</b>	Space for access to the bed: both right hand side and left hand side: <b>110 cm</b>
Wardrobe doors: <b>Folding with door knobs, easy to open</b>	Height of coatrack: <b>150 cm</b>
Height of wardrobe shelves and drawers: <b>40 cm</b>	
<b>Bathroom in adapted room</b>	
Door: outward opening with a width of <b>77 cm</b>	Clear turning circle inside (diameter): <b>Ø 150 cm</b>
<b>Toilet:</b>	
Seat height: <b>43 cm</b>	Height of flush mechanism: <b>74 cm</b>
Width of approach: left hand side <b>74 cm</b>	Folding grab bar on the left hand side at a height of <b>80 cm</b>
No grab bar on the right hand side	
<b>Basin:</b>	
Height and clearance beneath the basin: <b>46 cm and 70 cm</b>	Tap: <b>mixer tap</b>
Height of the lower edge of the mirror: <b>68 cm</b>	Height of bathroom fittings: <b>144 cm</b>
<b>Shower:</b>	
Width of approach to shower: <b>60 cm</b>	Shower base: <b>20 cm step</b>
Shower floor: <b>non-slip</b>	Shower chair or stool: <b>fixed</b>
Height and location of horizontal grab bar: <b>90 cm</b> , on wall to side of the tap	No vertical grab bar
Tap: <b>mixer tap</b>	Height of tap: <b>130 cm</b> on accessible wall
No folding shower screen or curtain	
<b>Adapted bathroom in communal areas</b>	
On floor -1, accessible via lift	Number of adapted toilets: <b>1</b>
Clear turning circle inside (diameter): <b>Ø 150 cm</b>	Door: outward opening with a width of <b>80 cm</b>
<b>Toilet:</b>	
Seat height: <b>43 cm</b>	Height of flush mechanism: <b>74 cm</b>
Width of approach: right hand side <b>80 cm</b>	Folding grab bar on right hand side: <b>79 cm</b>
Fixed grab bar on left hand side: <b>79 cm</b>	Distance between bars: <b>65 cm</b>

## ACCOMMODATION



<b>Basin:</b>	
Height and clearance beneath the basin: <b>65 cm and 51 cm</b>	Tap: <b>mixer tap</b>
Height of the lower edge of the mirror: <b>100 cm</b>	Height of bathroom fittings: <b>105-130 cm</b>
<b>Lifts</b>	Number of lifts: <b>2</b>
<b>Accessible up to the door</b>	Height of call buttons: <b>80 cm</b>
Width of door: <b>80 cm</b>	Width and depth of cab: <b>95 and 130 cm</b>
Height of control buttons: <b>80 cm</b>	Height of handrail: <b>94 cm</b>

Other amenities	Location	Access	Main characteristics
Reception	Ground floor	Accessible	Height of reception desk: <b>110 cm</b>
Cafeteria	Ground floor	Accessible	Height of bar: <b>there is none</b> Height of table: <b>75 cm</b> Height beneath table: <b>74 cm</b> Width beneath table: <b>80 cm</b> Depth beneath table: <b>35 cm</b>
Restaurant / Breakfast buffet	Ground floor	Accessible	Height of buffet bar: <b>50-90 cm</b> Height of table: <b>75 cm</b> Height beneath table: <b>74 cm</b> Width beneath table: <b>80 cm</b> Depth beneath table: <b>35 cm</b>
Parking	Floors: <b>-2 and -3</b>	Accessible via lift	There are no parking spaces for people with limited mobility ( <b>PRM</b> ), indicated by the disabled parking sign ( <b>ISA</b> )

## ★★★ 3 STAR HOTELS

H. Hermosilla



## ACCESSIBILITY - VISUALLY IMPAIRED

<b>Signs</b>	Signs the same size: <b>yes</b> , average height of <b>160-172 cm</b> and a font size of $\geq 1.5$ cm
Lettering in a colour which contrasts with the background: <b>yes</b>	Text and symbols: <b>not in relief and not in Braille</b>
<b>Main stairs</b>	
Edge of stairs marked with a non-slip strip in a contrasting colour: <b>no</b>	Side protection skirting board of $\geq 12$ cm on both sides: <b>no</b>
Steps have a riser: <b>yes</b>	All steps are the same height: <b>yes</b>
Steps have nosing: <b>yes</b>	
The space under the stairs is blocked off: <b>there is none</b>	Handrail on either side: <b>yes</b>
Continuous handrails on half-landings: <b>yes</b>	Handrail extends at top and bottom of stairs: <b>no</b>
Strip of surface of a different texture and contrasting colour at the top and bottom of the stairs: <b>no</b>	
<b>Lifts</b>	
Cab with audio signals: <b>no</b>	Control buttons in contrasting colour: <b>yes</b>
Keypad with numbers in relief: <b>no</b>	Keypad with numbers in Braille: <b>no</b>


**HIGH TECH CLIPER HOTEL**

-  Calle Chinchilla, 6  
28013 Madrid
-  **Telephone:** 91 531 17 00  
**Fax:** 91 531 17 07
-  **Web:** www.hthoteles.com
-  **Metro without lift:** Gran Vía
-  **Bus:** 1, 2, 46, 74, 146 and 202

**ACCESS**

- The entrance leading to the reception area has a single step in front of the door, and some stairs with an alternative platform stair-lift.
- The door is automatic, made of glass and is **1.40 m** wide. It is not marked with horizontal strips or a contrastingly coloured logo.


**ACCESSIBILITY - HEARING IMPAIRED**

<b>Room</b>	
Internet connection: <b>yes</b>	TV which communicates with reception: <b>no</b>
TV with teletext decoder: <b>yes</b>	TV has alarm clock with visual alert: <b>no</b>
Bedside plug socket: <b>yes</b>	Entrance door with peephole: <b>no</b>
Written information on available services: <b>no</b>	Light signals to indicate a knock at the door: <b>no</b>
<b>Communal WCs</b>	
Door lock with visual aid to indicate either free or occupied: <b>no</b>	Cubicle doors with a gap underneath to see if there is someone inside: <b>no</b>
<b>Lifts</b>	
Visual signs indicating the floor and direction of movement, both inside and outside the cab: <b>yes</b>	Emergency button with a light to show that the emergency call has been received: <b>no</b>
<b>Emergency system</b>	
Emergency alarm systems with visual alerts: <b>no</b>	


**ACCESSIBILITY - PHYSICALLY DISABLED**

<b>Adapted room</b>	Number of adapted rooms: <b>2</b>
On main floor, accessible via lift	Width of door: <b>80 cm</b>
Clear turning circle inside (diameter): <b>Ø 150 cm</b>	Height of climate control: <b>157 cm</b>
Height of bed: <b>50 cm</b>	Space for access to the bed: right hand side <b>62 cm</b> , left hand side <b>79 cm</b>
Height of coatrack: <b>172 cm</b>	Height of wardrobe shelves and drawers: <b>42-74 cm</b>
<b>Bathroom in adapted room</b>	
Door: outward opening with a width of <b>78 cm</b>	Clear turning circle inside (diameter): <b>Ø 150 cm</b>
<b>Toilet:</b>	
Seat height: <b>41 cm</b>	Height of flush mechanism: <b>80 cm</b>
Width of approach: side > <b>80 cm</b>	Folding grab bar on the left hand side
<b>Basin:</b>	
Height and clearance beneath the basin: <b>80 cm and 63 cm</b>	Tap: <b>mixer tap</b>
Height of the lower edge of the mirror: <b>74 cm</b>	Height of bathroom fittings: <b>145 cm</b>
<b>Shower:</b>	
Width of approach to shower: <b>134 cm</b>	Shower base: <b>level with floor</b>
Shower floor: <b>non-slip</b>	Shower chair or stool: <b>no</b>
Tap: <b>mixer tap</b>	Height of tap: <b>125 cm</b> on accessible wall
Adjustable shower-head height: <b>no</b>	No shower screen or curtain
<b>Adapted bathroom in communal areas</b>	
On floor -1, accessible via lift	Number of adapted toilets: <b>1</b>
Clear turning circle inside (diameter): <b>Ø 150 cm</b>	Door: inward folding with a width of <b>78 cm</b>
<b>Toilet:</b>	
Seat height: <b>41 cm</b>	Height of flush mechanism: <b>80 cm</b>
Width of approach: <b>lateral</b>	<b>There are</b> grab bars
<b>Basin:</b>	
Height and clearance beneath the basin: <b>88 cm and 166 cm</b>	Tap: <b>mixer tap</b>
Height of the lower edge of the mirror: <b>70 cm</b>	
<b>Lifts</b>	
<b>Accessible up to the door</b>	Height of call buttons: <b>116 cm</b>
Width of door: <b>72 cm</b>	Width and depth of cab: <b>92 and 119 cm</b>
Height of control buttons: <b>118-149 cm</b>	No handrail

## ACCOMMODATION



Other amenities	Location	Access	Main characteristics
Reception	Ground floor	Accessible	Height of reception desk: <b>113 cm</b>
Cafeteria	Ground floor	Accessible	Height of bar: <b>87-93 cm</b> Height of table: <b>78 cm</b> Height beneath table: <b>72 cm</b> Width beneath table: <b>72 cm</b> Depth beneath table: <b>32 cm</b>




## ACCESSIBILITY - VISUALLY IMPAIRED

<b>Signs</b>	
Signs the same size: <b>yes</b> , average height of <b>161-181 cm</b> and a font size of <b>≥ 1.5 cm</b>	
Lettering in a colour which contrasts with the background: <b>yes</b>	Text and symbols: <b>not in relief</b> and <b>not in Braille</b>
<b>Main stairs</b>	
Edge of stairs marked with a non-slip strip in a contrasting colour: <b>no</b>	Side protection skirting board of <b>≥ 12 cm</b> on both sides: <b>no</b>
Steps have a riser: <b>yes</b>	All steps are the same height: <b>yes</b>
Steps have nosing: <b>no</b>	
The space under the stairs is blocked off: <b>there is none</b>	Handrail on either side: <b>yes</b>
Continuous handrails on half-landings: <b>yes</b>	Handrail extends at top and bottom of stairs: <b>no</b>
Strip of surface of a different texture and contrasting colour at the top and bottom of the stairs: <b>no</b>	
<b>Lifts</b>	
Cab with audio signals: <b>no</b>	Control buttons in contrasting colour: <b>yes</b>
Keypad with numbers in relief: <b>yes</b>	Keypad with numbers in Braille: <b>yes</b>



## ★★★ 3 STAR HOTELS



### HIGH TECH GRAN AVENIDA HOTEL

-  Calle de Mesoneros Romanos, 14  
28013 Madrid
-  Telephone: 91 532 71 07  
Fax: 91 532 71 06
-  Web: [www.hthoteles.com](http://www.hthoteles.com)
-  Metro with lift: Callao
-  Bus: 1, 2, 46, 74, 146, 202, N16, N17 and N18

### ACCESS

- On the way to the hotel's reception area there are **2** individual steps with no ramps which make access difficult.
- The main door is manually operated, made of glass and is **1.50 m** wide. It is not marked with horizontal strips or a contrastingly coloured logo.
- There is an alternative entrance which has a ramp with an incline of **15%**. The door is **> 80 cm** wide and is made of glass, but is not marked with horizontal strips or a contrastingly coloured logo.



## ACCESSIBILITY - HEARING IMPAIRED

<b>Room</b>	
Internet connection: <b>yes</b>	TV which communicates with reception: <b>no</b>
TV with teletext decoder: <b>yes</b>	TV has alarm clock with visual alert: <b>no</b>
Bedside plug socket: <b>yes</b>	Entrance door with peephole: <b>no</b>
Written information on available services: <b>yes</b>	Light signals to indicate a knock at the door: <b>no</b>
<b>Communal WCs</b>	
Door lock with visual aid to indicate either free or occupied: <b>no</b>	Cubicle doors with a gap underneath to see if there is someone inside: <b>no</b>
<b>Lifts</b>	
Visual signs indicating the floor and direction of movement, both inside and outside the cab: <b>yes</b>	Emergency button with a light to show that the emergency call has been received: <b>no</b>
<b>Emergency system</b>	
Emergency alarm systems with visual alerts: <b>no</b>	

## ACCOMMODATION



### ACCESSIBILITY - PHYSICALLY DISABLED

<b>Adapted room</b>	Number of adapted rooms: <b>4</b>
On accessible floor via lift	Width of door: <b>77 cm</b>
Clear turning circle inside (diameter): <b>Ø 150 cm</b>	Height of climate control: <b>142-150 cm</b>
Height of bed: <b>51 cm</b>	
<b>Bathroom in adapted room</b>	
Clear turning circle inside (diameter): <b>Ø 150 cm</b>	
<b>Toilet:</b>	
Seat height: <b>42 cm</b>	There are no grab bars
Width of approach: <b>side 115 cm</b>	
<b>Basin:</b>	
Height and clearance beneath the basin: <b>84 cm</b>	Tap: <b>mixer tap</b>
Height of the lower edge of the mirror: <b>85.5 cm</b>	Height of bathroom fittings: <b>140 cm</b>
<b>Shower:</b>	
Tap: <b>mixer tap</b>	Shower base: <b>level with floor</b>
Shower floor: <b>non-slip</b>	Shower chair or stool: <b>no</b>
<b>Lifts</b>	
Accessible via portable ramp that must be requested	Number of lifts: <b>2</b>
Width of door: <b>70 cm</b>	Width and depth of cab: <b>82 and 97 cm</b>

Other amenities	Location	Access	Main characteristics
Reception	Ground floor	Accessible	Height of reception desk: <b>112 cm</b>
Cafeteria	Ground floor	Accessible via a portable ramp – ramp must be requested	Height of table: <b>77 cm</b> Height beneath table: <b>72 cm</b> Width beneath table: <b>71 cm</b>

## ☆☆☆ 3 STAR HOTELS


H. T. Gran Avenida




### ACCESSIBILITY - VISUALLY IMPAIRED


<b>Signs</b>	
Signs the same size: <b>yes</b> , average height of <b>157-177 cm</b> and a font size of <b>≥ 1.5 cm</b>	
Lettering in a colour which contrasts with the background: <b>yes</b>	Text and symbols: <b>not in relief and not in Braille</b>
<b>Main stairs</b>	
Edge of stairs marked with a non-slip strip in a contrasting colour: <b>no</b>	Side protection skirting board of <b>≥ 12 cm</b> on both sides: <b>yes</b>
Steps have a riser: <b>yes</b>	All steps are the same height: <b>yes</b>
Steps have nosing: <b>no</b>	
The space under the stairs is blocked off: <b>there is none</b>	Handrail on either side: <b>no</b>
Continuous handrails on half-landings: <b>no</b>	Handrail extends at top and bottom of stairs: <b>no</b>
Strip of surface of a different texture and contrasting colour at the top and bottom of the stairs: <b>no</b>	
<b>Lifts</b>	
Cab with audio signals: <b>no</b>	Control buttons in contrasting colour: <b>yes</b>
Keypad with numbers in relief: <b>no</b>	Keypad with numbers in Braille: <b>no</b>





### HOLIDAY INN EXPRESS MADRID AIRPORT HOTEL

 Avenida de Aragón, 402  
28022 Madrid

 **Telephone:** 91 748 16 57  
**Fax:** 91 329 13 76

 **Web:** [www.hiexpress.com/madridairport](http://www.hiexpress.com/madridairport)

 **Bus:** 22, 223, 224 and 227

#### ACCESS

- The street accessing the hotel is wide, level and free of obstacles.
- The main entrance is easily accessible, with no steps or narrow corridors to impede progress.
- There is an automatic glass door which is **1.65 m** wide. It is not marked with horizontal strips or a contrastingly coloured logo.



#### ACCESSIBILITY - HEARING IMPAIRED

<b>Room</b>	
Internet connection: <b>yes</b>	TV which communicates with reception: <b>no</b>
TV with teletext decoder: <b>yes</b>	TV has alarm clock with visual alert: <b>yes</b>
Bedside plug socket: <b>no</b>	Entrance door with peephole: <b>no</b>
Written information on available services: <b>yes</b>	Light signals to indicate a knock at the door: <b>no</b>
<b>Communal WCs</b>	
Door lock with visual aid to indicate either free or occupied: <b>no</b>	Cubicle doors with a gap underneath to see if there is someone inside: <b>yes</b>
<b>Lifts</b>	
Visual signs indicating the floor and direction of movement, both inside and outside the cab: <b>yes</b>	Emergency button with a light to show that the emergency call has been received: <b>no</b>
<b>Emergency system</b>	
Emergency alarm systems with visual alerts: <b>no</b>	



#### ACCESSIBILITY - PHYSICALLY DISABLED

<b>Adapted room (No. 002)</b>	Number of adapted rooms: <b>3</b>
Ground floor, accessible	Width of door: <b>80 cm</b>
Clear turning circle inside (diameter): <b>Ø 150 cm</b>	Height of climate control: <b>150 cm</b>
Height of bed: <b>60 cm</b>	Space for access to the bed: left hand side <b>145 cm</b>
Height of wardrobe shelves and drawers: <b>80 cm</b>	Height of coatrack: <b>172 cm</b>
Height of wardrobe shelves and drawers: <b>42 - 74 cm</b>	
<b>Bathroom in adapted room</b>	
Door: outward opening with a width of <b>77 cm</b>	Clear turning circle inside (diameter): <b>Ø 150 cm</b>
<b>Toilet:</b>	
Seat height: <b>49 cm</b>	Height of flush mechanism: <b>85 cm</b>
Width of approach: left hand side <b>70 cm</b>	<b>No</b> grab bar on the right hand side
Folding grab bar on the left hand side at a height of <b>60-82 cm</b>	
<b>Basin:</b>	
Height and clearance beneath the basin: <b>70 cm and 48 cm</b>	Tap: <b>mixer tap</b>
Height of the lower edge of the mirror: <b>100 cm</b>	Height of bathroom fittings: <b>74-86 cm</b>
<b>Shower:</b>	
Width of approach to shower: <b>120 cm</b>	Shower base: <b>level with floor</b>
Shower floor: <b>non-slip</b>	Shower chair or stool: <b>fixed with horizontal grab bar which hampers washing oneself</b>
Height and location of horizontal grab bar: <b>92 cm</b> , on the same wall as the tap	Has a vertical grab bar which is used for adjusting the height of the shower head
Tap: <b>mixer tap</b>	Height of tap: <b>117-135 cm</b> on accessible wall
Adjustable shower-head height: <b>yes</b>	There is a shower curtain
<b>Adapted bathroom in communal areas</b>	
On ground floor, accessible	Door: inward folding with a width of <b>76 cm</b>
Clear turning circle inside (diameter): <b>Ø 150 cm</b>	
<b>Toilet:</b>	
Seat height: <b>41 cm</b>	Height of flush mechanism: <b>100 cm</b>
Width of approach: right hand side <b>74 cm</b>	Folding grab bar on right hand side: <b>65-75 cm</b>
Fixed grab bar on left hand side: <b>80 cm</b>	Distance between bars: <b>120 cm</b>

## ACCOMMODATION



<b>Basin:</b>	
Height and clearance beneath the basin: <b>84 cm and 59 cm</b>	Tap: <b>mixer tap</b>
Height of the lower edge of the mirror: <b>90 cm</b>	Height of bathroom fittings: <b>86-100 cm</b>
<b>Lifts</b>	
<b>Accessible up to the door</b>	Height of call buttons: <b>85 cm</b>
Width of door: <b>80 cm</b>	Width and depth of cab: <b>107 and 142 cm</b>
Height of control buttons: <b>100 cm</b>	Height of handrail: <b>90 cm</b>

Other amenities	Location	Access	Main characteristics
Reception	Ground floor	Accessible	Height of reception desk: <b>80 cm</b>
Cafeteria	Ground floor	Accessible	Height of bar: <b>126 cm</b> Height of table: <b>76 cm</b> Height beneath table: <b>73 cm</b> Width beneath table: <b>80 cm</b> Depth beneath table: <b>80 cm</b>
Restaurant / Breakfast buffet	Ground floor	Accessible	Height of buffet bar: <b>85-140 cm</b> Height of table: <b>76 cm</b> Height beneath table: <b>73 cm</b> Width beneath table: <b>80 cm</b> Depth beneath table: <b>80 cm</b>
Meeting rooms (1)	Ground floor	Accessible	Height of table: <b>78 cm</b> Height beneath table: <b>74 cm</b> Width beneath table: <b>140 cm</b> Depth beneath table: <b>70 cm</b>
Parking	Outdoor	Accessible	There are 4 parking spaces for people with limited mobility ( <b>PRM</b> ), indicated by the disabled parking sign ( <b>ISA</b> ).

## ☆☆☆ 3 STAR HOTELS


Holiday Inn  
Express Madrid Airport




## ACCESSIBILITY - VISUALLY IMPAIRED

<b>Signs</b>	
Signs the same size: <b>yes</b> , average height of <b>140-180 cm</b> and a font size of <b>≥ 1.5 cm</b>	
Lettering in a colour which contrasts with the background: <b>yes</b>	Text and symbols: <b>not in relief and not in Braille</b>
<b>Main stairs</b>	
Edge of stairs marked with a non-slip strip in a contrasting colour: <b>yes</b>	Side protection skirting board of <b>≥ 12 cm</b> on both sides: <b>no</b>
Steps have a riser: <b>yes</b>	All steps are the same height: <b>yes</b>
Steps have nosing: <b>no</b>	
The space under the stairs is blocked off: <b>there is none</b>	Handrail on either side: <b>yes</b>
Continuous handrails on half-landings: <b>yes</b>	Handrail extends at top and bottom of stairs: <b>no</b>
Strip of surface of a different texture and contrasting colour at the top and bottom of the stairs: <b>no</b>	
<b>Lifts</b>	
Cab with audio signals: <b>no</b>	Control buttons in contrasting colour: <b>yes</b>
Keypad with numbers in relief: <b>yes</b>	Keypad with numbers in Braille: <b>yes</b>



**INGLÉS HOTEL**

 Calle de Echegaray, 8  
28014 Madrid

 **Telephone:** 91 429 65 51  
**Fax:** 91 420 24 23

 **Web:** www.hotel-ingles.net

 **Metro with lift:** Sol

 **Bus:** 3, 5, 6, 9, 15, 26, 32, 20, 51, 52, 53,  
150, N13, N14 and N15

**ACCESS**

- On the way to the hotel's reception area there is a single step with no ramp which make access difficult.
- There is a double, manually operated glass main door, which is **79 cm** on each side. It is not marked with horizontal strips or a contrastingly coloured logo.


**ACCESSIBILITY - HEARING IMPAIRED**

<b>Room</b>	
Internet connection: <b>no</b>	TV which communicates with reception: <b>no</b>
TV with teletext decoder: <b>yes</b>	TV has alarm clock with visual alert: <b>no</b>
Bedside plug socket: <b>yes</b>	Entrance door with peephole: <b>no</b>
Written information on available services: <b>yes</b>	Light signals to indicate a knock at the door: <b>no</b>
<b>Communal WCs</b>	
Door lock with visual aid to indicate either free or occupied: <b>no</b>	Cubicle doors with a gap underneath to see if there is someone inside: <b>no</b>
<b>Lifts</b>	
Visual signs indicating the floor and direction of movement, both inside and outside the cab: <b>yes</b>	Emergency button with a light to show that the emergency call has been received: <b>no</b>
<b>Emergency system</b>	
Emergency alarm systems with visual alerts: <b>no</b>	

**★★★ 3 STAR HOTELS**

**ACCESSIBILITY - PHYSICALLY DISABLED**

<b>Adapted room</b>	Number of adapted rooms: <b>1</b>
Accessible floor, accessible via lift	Width of door: <b>78 cm</b>
Clear turning circle inside (diameter): <b>Ø 150 cm</b>	Height of climate control: <b>164 cm</b>
Height of bed: <b>51 cm</b>	Space for access to the bed: right hand side <b>87 cm</b> , left hand side <b>145 cm</b>
Height of coatrack: <b>188 cm</b>	
<b>Bathroom in adapted room</b>	
Door: outward opening with a width of <b>86 cm</b>	Clear turning circle inside (diameter): <b>Ø 150 cm</b>
<b>Toilet:</b>	
Seat height: <b>46 cm</b>	<b>No grab bars</b>
Width of approach: lateral <b>99 cm</b>	
<b>Basin:</b>	
Height and clearance beneath the basin: <b>58 cm</b>	Tap: <b>mixer tap</b>
Height of the lower edge of the mirror: <b>89 cm</b>	Height of bathroom fittings: <b>158 cm</b>
<b>Shower:</b>	
Width of approach to shower: <b>130 cm</b>	Shower base: <b>level with floor</b>
Shower floor: <b>non-slip</b>	Shower chair or stool: <b>no</b>
Tap: <b>mixer tap</b>	
<b>Lifts</b>	
Accessible up to the door	Width and depth of cab: <b>104 and 130 cm</b>
Width of door: <b>80 cm, 142 cm, 130 cm</b>	Height of control buttons: <b>90-160 cm</b>

## ACCOMMODATION



Other amenities	Location	Access	Main characteristics
Reception	Ground floor	Accessible	Height of reception desk: <b>109 cm</b>
Cafeteria	Ground floor	Not accessible, as there are steps, no alternative ramp or lift	Height of bar: <b>108 cm</b> Height of table: <b>77 cm</b> Height beneath table: <b>70 cm</b> Width beneath table: <b>70 cm</b> Depth beneath table: <b>30 cm</b>
Parking	Ground floor	Accessible	There are no parking spaces for people with limited mobility ( <b>PRM</b> )



## ACCESSIBILITY - VISUALLY IMPAIRED

### Signs

Signs the same size: **yes**, average height of **120-200 cm** and a font size of **≥ 1.5 cm**

Lettering in a colour which contrasts with the background: **yes**; Text and symbols: **not in relief and not in Braille**

### Main stairs

Edge of stairs marked with a non-slip strip in a contrasting colour: **no**; Side protection skirting board of **≥ 12 cm** on both sides: **yes**

Steps have a riser: **yes**; All steps are the same height: **yes**  
Steps have nosing: **yes**

The space under the stairs is blocked off: **there is none**; Handrail on either side: **no**

Continuous handrails on half-landings: **no**; Handrail extends at top and bottom of stairs: **no**

Strip of surface of a different texture and contrasting colour at the top and bottom of the stairs: **no**


### Lifts

Cab with audio signals: **no**; Control buttons in contrasting colour: **yes**


Keypad with numbers in relief: **yes**; Keypad with numbers in Braille: **yes**




## 3 STAR HOTELS




### NH PACIFICO HOTEL

 Avenida de la Ciudad de Barcelona, 113  
28007 Madrid

 **Telephone:** 91 434 11 20  
**Fax:** 91 353 00 70

 **Web:** www.nh-hotels.com

 **Metro without lift:** Puente de Vallecas

 **Bus:** 8, 10, 24, 37, 54, 56, 57, 136, 141 and N9

### ACCESS

- The main entrance is easily accessible, with no steps or narrow corridors to impede access. There is a ramp **5.30 m** long, with an incline of **8%**.
- The main door revolves automatically and is made of glass, with an opening of **> 80 cm**.
- There are **2** alternative swing glass doors, one on either side of the revolving door, which are both **90 cm** wide. None of the doors are marked with horizontal strips or a contrastingly coloured logo (the hotel's logo is insufficient).



## ACCESSIBILITY - HEARING IMPAIRED

### Room

Internet connection: **yes**; TV which communicates with reception: **no**

TV with teletext decoder: **yes**; TV has alarm clock with visual alert: **no**

Bedside plug socket: **yes**; Entrance door with peephole: **no**

Written information on available services: **yes**; Light signals to indicate a knock at the door: **no**

### Communal WCs

Door lock with visual aid to indicate either free or occupied: **no**; Cubicle doors with a gap underneath to see if there is someone inside: **yes**

### Lifts

Visual signs indicating the floor and direction of movement, both inside and outside the cab: **yes**; Emergency button with a light to show that the emergency call has been received: **no**

### Emergency system

Emergency alarm systems with visual alerts: **no**


**ACCESSIBILITY – PHYSICALLY DISABLED**


<b>Adapted room</b>	Number of adapted rooms: <b>1</b>
Accessible via lift	Width of door: <b>77 cm</b>
Clear turning circle inside (diameter): <b>Ø 150 cm</b>	Height of climate control: <b>162 cm</b>
Height of bed: <b>64 cm</b>	Space for access to the bed: left hand side <b>151 cm</b>
Height of coatrack: <b>164 cm</b>	
<b>Bathroom in adapted room</b>	
Door: width of <b>78 cm</b>	Clear turning circle inside (diameter): <b>Ø 150 cm</b>
<b>Toilet:</b>	
Seat height: <b>42 cm</b>	Height of flush mechanism: <b>80 cm</b>
Width of approach: left hand side <b>70 cm</b>	No grab bar on the right hand side
Folding grab bar on the left hand	
<b>Basin:</b>	
Height and clearance beneath the basin: <b>67 cm and 40 cm</b>	Tap: <b>mixer tap</b>
Height of the lower edge of the mirror: <b>109 cm</b>	Height of bathroom fittings: <b>80-105 cm</b>
<b>Bath:</b>	
Height of bath: <b>47 cm</b>	Height of horizontal grab bar: <b>88 cm</b>
No transfer chair or platform	No vertical grab bar
Tap: <b>mixer tap</b>	
<b>Adapted bathroom in communal areas</b>	Number of adapted toilets: <b>1</b>
On ground floor, accessible	Door: width of <b>77 cm</b>
Clear turning circle inside (diameter): <b>Ø 150 cm</b>	
<b>Toilet:</b>	
Seat height: <b>42 cm</b>	Height of flush mechanism: <b>80 cm</b>
Width of approach: neither <b>≥ 80 cm</b>	Grab bar on right hand side
Grab bar on left hand side	
<b>Basin:</b>	
Height and clearance beneath the basin: <b>69 cm and 40 cm</b>	Tap: <b>mixer tap</b>
Height of the lower edge of the mirror: <b>84 cm</b>	Height of bathroom fittings: <b>105-120 cm</b>
<b>Lifts</b>	Number of lifts: <b>2</b>
<b>Lift 1</b>	Connects reception with upper floors
<b>Accessible up to the door</b>	Width and depth of cab: <b>101 and 135 cm</b>

Width of door: <b>80 cm</b>	
<b>Lift 2</b>	Connects reception with parking area
<b>Accessible up to the door</b>	Width and depth of cab: <b>88 and 120 cm</b>
Width of door: <b>80 cm</b>	


Other amenities	Location	Access	Main characteristics
Reception	Ground floor	Accessible	Height of reception desk: <b>110 cm</b>
Cafeteria	Ground floor	Accessible	Height of bar: <b>110 cm</b> Height of table: <b>50 cm</b>
Restaurant / Breakfast buffet	Ground floor	Accessible	Height of table: <b>72 cm</b> Height beneath table: <b>68 cm</b> Width beneath table: <b>70 cm</b> Depth beneath table: <b>35 cm</b>
Parking		Accessible via lift	There are no parking spaces for people with limited mobility ( <b>PRM</b> )



**ACCESSIBILITY – VISUALLY IMPAIRED**

<b>Signs</b>	Signs the same size: <b>yes</b> , average height of <b>179-189 cm</b> and a font size of <b>≥ 1.5 cm</b>
Lettering in a colour which contrasts with the background: <b>yes</b>	Text and symbols: <b>not in relief and not in Braille</b>
<b>Main stairs</b>	
Edge of stairs marked with a non-slip strip in a contrasting colour: <b>yes</b>	Side protection skirting board of <b>≥ 12 cm</b> on both sides: <b>yes</b>
Steps have a riser: <b>yes</b>	All steps are the same height: <b>no</b>
Steps have nosing: <b>no</b>	
The space under the stairs is blocked off: <b>there is none</b>	Handrail on either side: <b>no</b>
Continuous handrails on half-landings: <b>yes</b>	Handrail extends at top and bottom of stairs: <b>no</b>
Strip of surface of a different texture and contrasting colour at the top and bottom of the stairs: <b>no</b>	
<b>Lifts</b>	
Cab with audio signals: <b>yes</b>	Control buttons in contrasting colour: <b>yes</b>
Keypad with numbers in relief: <b>yes</b>	Keypad with numbers in Braille: <b>yes</b>




### PETIT PALACE ARENAL HOTEL

 Calle del Arenal, 16  
28013 Madrid

 **Telephone:** 91 564 43 55  
**Fax:** 91 564 08 54

 **Web:** www.nh-hoteles.com

 **Estación with lift:** Sol

 **Bus:** 3 and 53

#### ACCESS

- There is a step of **4 cm** in the main entrance.
- The main door is made of glass, opens manually and is **1.20 m** wide. It is marked with the logo in a contrasting colour, but is too heavy.



#### ACCESSIBILITY - HEARING IMPAIRED

<b>Room</b>	
Internet connection: <b>yes</b>	TV which communicates with reception: <b>no</b>
TV with teletext decoder: <b>yes</b>	TV has alarm clock with visual alert: <b>no</b>
Bedside plug socket: <b>yes</b>	Entrance door with peephole: <b>yes</b>
Written information on available services: <b>yes</b>	Light signals to indicate a knock at the door: <b>yes</b>
<b>Lifts</b>	
Visual signs indicating the floor and direction of movement, both inside and outside the cab: <b>yes</b>	Emergency button with a light to show that the emergency call has been received: <b>no</b>
<b>Emergency system</b>	
Emergency alarm systems with visual alerts: <b>no</b>	



#### ACCESSIBILITY - PHYSICALLY DISABLED

<b>Adapted room (605)</b>	Number of adapted rooms: <b>2</b>
On <b>6<sup>th</sup> floor</b> , accessible via lift	Width of door: <b>78 cm</b>
Clear turning circle inside (diameter): <b>Ø 150 cm</b>	Height of climate control: <b>147 cm</b>
Height of bed: <b>78 cm</b>	Space for access to the bed: right hand side <b>86 cm</b>
Height of coatrack: <b>200 cm</b>	
<b>Bathroom in adapted room</b>	
Door: width of <b>89 cm</b>	Clear turning circle inside (diameter): <b>Ø 150 cm</b>
<b>Toilet:</b>	
Seat height: <b>42 cm</b>	Height of flush mechanism: <b>82 cm</b>
Width of approach: neither <b>≥ 80 cm</b>	No grab bar on the right hand side
No grab bar on the left hand	
<b>Basin:</b>	
Height and clearance beneath the basin: <b>80 cm and 45 cm</b>	Tap: <b>mixer tap</b>
Height of the lower edge of the mirror: <b>93 cm</b>	Height of bathroom fittings: <b>150 cm</b>
<b>Shower:</b>	
Width of approach to shower: <b>120 cm</b>	Shower base: <b>with a slight lip</b>
Shower floor: <b>non-slip and in relief</b>	Shower chair or stool: <b>yes</b> , a chair
No vertical grab bar	Height of horizontal grab bar: <b>97 cm</b>
Tap: <b>mixer tap</b>	
<b>Lifts</b>	
<b>Accessible up to the door</b>	Number of lifts: <b>2</b>
Width of door: <b>80 cm</b>	Width and depth of cab: <b>101 and 35 cm</b>
<b>Lift 1</b>	Connects reception with parking area
<b>Accessible up to the door</b>	Width and depth of cab: <b>86 and 130 cm</b>
Width of door: <b>78 cm</b>	

## ACCOMMODATION



Other amenities	Location	Access	Main characteristics
Reception	Ground floor	Accessible	Height of reception desk: <b>110 cm</b>
Restaurant / Breakfast buffet	Ground floor	Accessible	Height of buffet bar: <b>74-92 cm</b> Height of table: <b>78 cm</b> Height beneath table: <b>73 cm</b> Width beneath table: <b>70 cm</b> Depth beneath table: <b>30 cm</b>
Meeting rooms (1)	First floor	Accessible via lift	



## ACCESSIBILITY - VISUALLY IMPAIRED

### Signs

Signs the same size: **yes**, average height of **95 cm** and a font size of **≥ 1.5 cm**

Lettering in a colour which contrasts with the background: **yes**; Text and symbols: **not in relief** and **not in Braille**

### Main stairs

Edge of stairs marked with a non-slip strip in a contrasting colour: **no**; Side protection skirting board of **≥ 12 cm** on both sides: **yes**

Steps have a riser: **yes**; All steps are the same height: **yes**

Steps have nosing: **yes**; Handrail on either side: **no**

The space under the stairs is blocked off: **there is none**; Handrail extends at top and bottom of stairs: **no**

Continuous handrails on half-landings: **no**; Handrail extends at top and bottom of stairs: **no**

Strip of surface of a different texture and contrasting colour at the top and bottom of the stairs: **no**


### Lifts

Cab with audio signals: **no**; Control buttons in contrasting colour: **yes**


Keypad with numbers in relief: **yes**; Keypad with numbers in Braille: **yes**




## ★★★ 3 STAR HOTELS




### PETIT PALACE DUCAL HOTEL

 Calle de Hortaleza, 3  
28050 Madrid

 Telephone: 91 521 10 43  
Fax: 91 521 50 64

 Web: [www.hthoteles.com](http://www.hthoteles.com)

 Metro without lift: Gran Vía

 Bus: 1, 2, 46, 74, 146, 202

### ACCESS

- The main entrance has a ramp **2.40 m** wide, **90 cm** long and with a steep incline of **14%**.
- The double doors open manually, each one being **78 cm** wide. They are not marked with horizontal strips or a contrastingly coloured logo.



## ACCESSIBILITY - HEARING IMPAIRED

### Room

Internet connection: **yes**; TV which communicates with reception: **no**

TV with teletext decoder: **yes**; TV has alarm clock with visual alert: **no**

Bedside plug socket: **yes**; Entrance door with peephole: **no**

Written information on available services: **yes**; Light signals to indicate a knock at the door: **no**

### Lifts

Visual signs indicating the floor and direction of movement, both inside and outside the cab: **yes**; Emergency button with a light to show that the emergency call has been received: **no**

### Emergency system

Emergency alarm systems with visual alerts: **no**



### ACCESSIBILITY - PHYSICALLY DISABLED

<b>Adapted room (105)</b> On 1 <sup>st</sup> floor, accessible	Number of adapted rooms: <b>2</b>
Clear turning circle inside (diameter): <b>Ø 150 cm</b>	Width of door: <b>78 cm</b>
Height of bed: <b>55 cm</b>	Height of climate control: <b>148 cm</b>
	Space for access to the bed: left hand side and right hand side <b>57 cm</b>
Height of coatrack: <b>185 cm with hangers for long sleeved clothes</b>	
<b>Bathroom in adapted room</b>	
Door: width of <b>83 cm</b>	Clear turning circle inside (diameter): <b>Ø 150 cm</b>
<b>Toilet:</b>	
Seat height: <b>40 cm</b>	Height of flush mechanism: <b>77 cm</b>
Width of approach: right hand side <b>105 cm</b>	Folding grab bar on right hand side: <b>62-79 cm</b>
Fixed grab bar on left hand side: <b>62-79 cm</b>	Distance between bars: <b>68 cm</b>
<b>Basin:</b>	
Height and clearance beneath the basin: <b>84 cm and 40 cm</b>	Tap: <b>mixer tap</b>
Height of the lower edge of the mirror: <b>88 cm</b>	Height of bathroom fittings: <b>87 cm</b>
<b>Shower:</b>	
Width of approach to shower: <b>130 cm</b>	Shower base: <b>level with floor</b>
Shower floor: <b>non-slip</b>	Shower chair or stool: <b>folding, fixed to the wall</b>
Tap: <b>mixer tap</b>	Height of tap: <b>90 cm</b> on accessible wall
Adjustable shower-head height: <b>yes</b>	No grab bars
<b>Lifts</b>	
<b>Accessible up to the door</b>	Width and depth of cab: <b>105 and 95 cm</b>
Width of door: <b>78 cm</b>	


Other amenities	Location	Access	Main characteristics
Reception	Ground floor	Accessible	Height of reception desk: <b>110 cm</b>
Breakfast buffet	Ground floor	Not accessible, step <b>17 cm</b>	Height of buffet bar: <b>74-91 cm</b> Height of table: <b>77 cm</b> Height beneath table: <b>73 cm</b> Width beneath table: <b>70 cm</b> Depth beneath table: <b>30 cm</b>
Meeting rooms (1)		Accessible via lift	Height of table: <b>74 cm</b> Height beneath table: <b>61 cm</b> Width beneath table: <b>210 cm</b> Depth beneath table: <b>30 cm</b>





### ACCESSIBILITY - VISUALLY IMPAIRED

<b>Signs</b>	
Signs the same size: <b>yes</b> , average height of <b>180 cm</b> and a font size of <b>≥ 1.5 cm</b>	
Lettering in a colour which contrasts with the background: <b>yes</b>	Text and symbols: <b>not in relief and not in Braille</b>
<b>Main stairs</b>	
Edge of stairs marked with a non-slip strip in a contrasting colour: <b>yes</b>	Side protection skirting board of <b>≥ 12 cm</b> on both sides: <b>no</b>
Steps have a riser: <b>yes</b>	All steps are the same height: <b>yes</b>
Steps have nosing: <b>yes</b>	
The space under the stairs is blocked off: <b>there is none</b>	Handrail on either side: <b>yes</b>
Continuous handrails on half-landings: <b>no</b>	Handrail extends at top and bottom of stairs: <b>no</b>
Strip of surface of a different texture and contrasting colour at the top and bottom of the stairs: <b>no</b>	
<b>Lifts</b>	
Cab with audio signals: <b>no</b>	Control buttons in contrasting colour: <b>yes</b>
Keypad with numbers in relief: <b>yes</b>	Keypad with numbers in Braille: <b>yes</b>




**PETIT PALACE ITALIA HOTEL**

 Calle de Gonzalo Jiménez Quesada, 2  
28004 Madrid

 **Telephone:** 91 522 47 90  
**Fax:** 91 521 28 91

 **Web:** www.hthoteles.com

 **Metro without lift:** Gran Vía

 **Bus:** 1, 2, 46, 74, 146 and 202

**ACCESS**

- The main entrance is accessible by way of a two-sectioned ramp. The first section is **1.12 m** long and has a non-recommended incline of **14%**. The second section is **2.37 m** long and has a non-recommended incline of **15%**. There are no handrails or tacto-visual markings.
- The door opens manually, is made of glass and is **1.66 m** wide. It is not marked with horizontal strips or a contrastingly coloured logo.


**ACCESSIBILITY - HEARING IMPAIRED**

<b>Room</b>	
Internet connection: <b>yes</b>	TV which communicates with reception: <b>no</b>
TV with teletext decoder: <b>yes</b>	TV has alarm clock with visual alert: <b>no</b>
Bedside plug socket: <b>yes</b>	Entrance door with peephole: <b>no</b>
Written information on available services: <b>yes</b>	Light signals to indicate a knock at the door: <b>no</b>
<b>Communal WCs</b>	
Door lock with visual aid to indicate either free or occupied: <b>no</b>	Cubicle doors with a gap underneath to see if there is someone inside: <b>no</b>
<b>Lifts</b>	
Visual signs indicating the floor and direction of movement, both inside and outside the cab: <b>yes</b>	Emergency button with a light to show that the emergency call has been received: <b>no</b>
<b>Emergency system</b>	
Emergency alarm systems with visual alerts: <b>no</b>	


**ACCESSIBILITY - PHYSICALLY DISABLED**

<b>Adapted room (No. 605)</b>	Number of adapted rooms: <b>2</b>
On <b>6<sup>th</sup> floor</b> , accessible via lift	Width of door: <b>77 cm</b>
Clear turning circle inside (diameter): <b>Ø 150 cm</b>	Height of climate control: <b>145 cm</b>
Height of bed: <b>50 cm</b>	Space for access to the bed: left hand side <b>100 cm</b>
Height of coatrack: <b>192 cm</b>	
<b>Bathroom in adapted room</b>	
Door: outward opening with a width of <b>81 cm</b>	Clear turning circle inside (diameter): <b>Ø 150 cm</b>
<b>Toilet:</b>	
Seat height: <b>46 cm</b>	Height of flush mechanism: <b>85 cm</b>
Width of approach: left hand side <b>100 cm</b>	Fixed grab bar on the right hand side
Folding grab bar on the left hand side	
<b>Basin:</b>	
Height and clearance beneath the basin: <b>75 cm and 40 cm</b>	Tap: <b>mixer tap</b>
Height of the lower edge of the mirror: <b>84 cm</b>	Height of bathroom fittings: <b>143 cm</b>
<b>Shower:</b>	
Width of approach to shower: <b>130 cm</b>	Shower base: <b>level with floor</b>
Shower floor: <b>non-slip</b>	Shower chair or stool: <b>fixed</b>
No grab bars	Tap: <b>mixer tap</b>
<b>Adapted bathroom in communal areas</b>	
On floor <b>-1</b> , accessible	Number of adapted bathrooms: <b>1</b>
Clear turning circle inside (diameter): <b>Ø 150 cm</b>	Door: <b>width of 80 cm</b>
<b>Toilet:</b>	
Seat height: <b>42 cm</b>	Height of flush mechanism: <b>100 cm</b>
Width of approach: right hand side <b>122 cm</b>	Folding grab bar on right hand side
Fixed grab bar on left hand side	
<b>Basin:</b>	
Height and clearance beneath the basin: <b>80 cm and 40 cm</b>	Tap: <b>mixer tap</b>
Height of the lower edge of the mirror: <b>77 cm</b>	Height of bathroom fittings: <b>123 cm</b>
<b>Lifts</b>	
Accessible up to the door	Height of call buttons: <b>102 cm and 120 cm</b>
Width of door: <b>80 cm</b>	

## ACCOMMODATION



Other amenities	Location	Access	Main characteristics
Reception	Ground floor	Accessible	Height of reception desk: <b>110 cm</b>
Cafeteria	Ground floor	Accessible	Height of bar: <b>115 cm</b> Height of table: <b>72 cm</b> Height beneath table: <b>70 cm</b> Width beneath table: <b>70 cm</b> Depth beneath table: <b>35 cm</b>
Restaurant / Breakfast buffet	Ground floor	Accessible	Height of buffet bar: <b>86 cm</b> Height of table: <b>72 cm</b> Height beneath table: <b>70 cm</b> Width beneath table: <b>70 cm</b> Depth beneath table: <b>35 cm</b>



## ACCESSIBILITY - VISUALLY IMPAIRED

### Signs

Signs the same size: **yes**, average height of **100-120 cm** and a font size of **≥ 1.5 cm**

Lettering in a colour which contrasts with the background: **yes**; and not in Braille

### Main stairs

Edge of stairs marked with a non-slip strip in a contrasting colour: **no**

Side protection skirting board of **≥ 12 cm** on both sides: **no**

Steps have a riser: **yes**

All steps are the same height: **yes**

Steps have nosing: **yes**

The space under the stairs is blocked off: **there is none**

Handrail on either side: **no**

Continuous handrails on half-landings: **yes**

Handrail extends at top and bottom of stairs: **no**

Strip of surface of a different texture and contrasting colour at the top and bottom of the stairs: **no**

### Lifts

Cab with audio signals: **no**

Control buttons in contrasting colour: **yes**

Keypad with numbers in relief: **yes**


Keypad with numbers in Braille: **yes**




## ★★★ 3 STAR HOTELS




### PETIT PALACE LONDRES HOTEL

 Calle de Galdo, 2  
28013 Madrid

 Telephone: 91 531 41 05  
Fax: 91 531 41 01

 Web: [www.hthoteles.com](http://www.hthoteles.com)

 Metro with lift: Callao

 Bus: 3, 5, 20, 15, 50, 51, 52, 53, 44, 75, 133, 146, 147, 148, 150, 150, N 13, N 14 and N 15

### ACCESO

- The main entrance of the hotel is accessible by way of a steep ramp with an incline of **25%**.
- The glass door opens manually and is **90 cm** wide. It is not marked with horizontal strips or a contrastingly coloured logo.



## ACCESSIBILITY - HEARING IMPAIRED

### Room

Internet connection: **yes**

TV which communicates with reception: **no**

TV with teletext decoder: **yes**

TV has alarm clock with visual alert: **no**

Bedside plug socket: **yes**

Entrance door with peephole: **no**

Written information on available services: **yes**

Light signals to indicate a knock at the door: **no**

### Lifts

Visual signs indicating the floor and direction of movement, both inside and outside the cab: **yes**

Emergency button with a light to show that the emergency call has been received: **no**

### Emergency system

Emergency alarm systems with visual alerts: **no**


**ACCESSIBILITY – PHYSICALLY DISABLED**

<b>Adapted room</b>	Number of adapted rooms: <b>2</b>
Accessible	Width of door: <b>93 cm</b>
Clear turning circle inside (diameter): <b>Ø 150 cm</b>	Height of climate control: <b>120 cm</b>
Height of bed: <b>60 cm</b>	Space for access to the bed: right hand side <b>70 cm</b> , left hand side <b>72 cm</b>
Height of coatrack: <b>170 cm</b>	
<b>Bathroom in adapted room</b>	
Door: outward opening with a width of <b>96 cm</b>	Clear turning circle inside (diameter): <b>Ø 150 cm</b>
<b>Toilet:</b>	
Seat height: <b>41 cm</b>	Height of flush mechanism: <b>80 cm</b>
Width of approach: left hand side <b>45 cm</b>	Folding grab bar on the right hand side
Folding grab bar on the left hand side	
<b>Basin:</b>	
Height and clearance beneath the basin: <b>79 cm and 40 cm</b>	Tap: <b>mixer tap</b>
Height of the lower edge of the mirror: <b>83 cm</b>	Height of bathroom fittings: <b>124 cm</b>
<b>Shower:</b>	
Width of approach to shower: <b>150 cm</b>	Shower base: <b>level with floor</b>
Shower floor: <b>non-slip</b>	Shower chair or stool: <b>portable</b>
No grab bars	Tap: <b>mixer tap</b>
<b>Lifts</b>	
Accessible up to the door	Height of call buttons: <b>148 cm and 96 cm</b>
Width of door: <b>70 cm</b>	

Other amenities	Location	Access	Main characteristics
Reception	Ground floor	Accessible	Height of reception desk: <b>115 cm</b>
Cafeteria / Breakfast buffet	Fifth floor	Accessible via lift	Height of bar: <b>92 cm</b> Height of table: <b>77 cm</b> Height beneath table: <b>77 cm</b> Width beneath table: <b>70 cm</b> Depth beneath table: <b>32 cm</b>
Meeting rooms (1)		Accessible via lift	


**ACCESSIBILITY – VISUALLY IMPAIRED**

<b>Signs</b>	Signs the same size: <b>yes</b> , average height of <b>165 cm</b> and a font size of <b>≥ 1.5 cm</b>
Lettering in a colour which contrasts with the background: <b>yes</b>	Text and symbols: <b>not in relief and not in Braille</b>
<b>Main stairs</b>	
Edge of stairs marked with a non-slip strip in a contrasting colour: <b>yes</b>	Side protection skirting board of <b>≥ 12 cm</b> on both sides: <b>no</b>
Steps have a riser: <b>yes</b>	All steps are the same height: <b>yes</b>
Steps have nosing: <b>no</b>	
The space under the stairs is blocked off: <b>there is none</b>	Handrail on either side: <b>no</b>
Continuous handrails on half-landings: <b>yes</b>	Handrail extends at top and bottom of stairs: <b>no</b>
Strip of surface of a different texture and contrasting colour at the top and bottom of the stairs: <b>no</b>	
<b>Lifts</b>	
Cab with audio signals: <b>no</b>	Control buttons in contrasting colour: <b>yes</b>
Keypad with numbers in relief: <b>yes</b>	Keypad with numbers in Braille: <b>yes</b>



## ACCOMMODATION



### PETIT PALACE PUERTA DEL SOL HOTEL

Calle del Arenal, 4  
28013 Madrid

**Telephone:** 91 521 05 42  
**Fax:** 91 521 05 61

**Web:** www.hthoteles.com

**Metro with lift:** Sol

**Bus:** 3 and 53

#### ACCESS

- The main entrance has **2** small individual steps and no alternative ramp.
- The glass door opens manually and is **1.20 m** wide. It is marked with a logo in a contrasting colour.



#### ACCESSIBILITY - HEARING IMPAIRED

<b>Room</b>	
Internet connection: <b>yes</b>	TV which communicates with reception: <b>no</b>
TV with teletext decoder: <b>yes</b>	TV has alarm clock with visual alert: <b>no</b>
Bedside plug socket: <b>yes</b>	Entrance door with peephole: <b>no</b>
Written information on available services: <b>yes</b>	Light signals to indicate a knock at the door: <b>yes</b>
<b>Lifts</b>	
Visual signs indicating the floor and direction of movement, both inside and outside the cab: <b>yes</b>	Emergency button with a light to show that the emergency call has been received: <b>no</b>
<b>Emergency system</b>	
Emergency alarm systems with visual alerts: <b>no</b>	



## ☆☆☆ 3 STAR HOTELS

Petit Palace  
Puerta del Sol



#### ACCESSIBILITY - PHYSICALLY DISABLED

<b>Adapted room</b>	Number of adapted rooms: <b>2</b>
On a floor accessible via lift	Width of door: <b>76 cm</b>
Clear turning circle inside (diameter): <b>Ø 150 cm</b>	Height of climate control: <b>163 cm</b>
Height of bed: <b>60 cm</b>	Space for access to the bed: right hand side <b>101 cm</b> , left hand side <b>105 cm</b>
Height of coatrack: <b>194 cm</b>	
<b>Bathroom in adapted room</b>	
Door: width of <b>70 cm</b>	Clear turning circle inside (diameter): <b>Ø 150 cm</b>
<b>Toilet:</b>	
Seat height: <b>42 cm</b>	Height of flush mechanism: <b>85 cm</b>
Width of approach: left hand side <b>100 cm</b>	Folding grab bar on the approach side
No grab bar on the opposite side	
<b>Basin:</b>	
Height and clearance beneath the basin: <b>75 cm and 40 cm</b>	Tap: <b>mixer tap</b>
Height of the lower edge of the mirror: <b>82 cm</b>	Height of bathroom fittings: <b>80-164 cm</b>
<b>Shower:</b>	
Width of approach to shower: <b>150 cm</b>	Shower base: <b>level with floor</b>
Shower floor: <b>non-slip</b>	Shower chair or stool: <b>yes</b>
No grab bars	Tap: <b>mixer tap</b>
<b>Lifts</b>	
<b>Accessible up to the door</b>	Height of call buttons: <b>106 cm and 137 cm</b>
Width of door: <b>80 cm</b>	

## ACCOMMODATION



Other amenities	Location	Access	Main characteristics
Reception	Ground floor	Accessible	Height of reception desk: <b>111 cm</b>
Restaurant / Breakfast buffet	Ground floor	Accessible	Height of buffet bar: <b>74-108 cm</b> Height of table: <b>77 cm</b> Height beneath table: <b>72 cm</b> Width beneath table: <b>71 cm</b> Depth beneath table: <b>30 cm</b>



## ACCESSIBILITY - VISUALLY IMPAIRED

### Signs

Signs the same size: **yes**, average height of **122 cm** and a font size of **≥ 1.5 cm**

Lettering in a colour which contrasts with the background: **yes**; and not in Braille

### Main stairs

Edge of stairs marked with a non-slip strip in a contrasting colour: **no**

Side protection skirting board of **≥ 12 cm** on both sides: **no**

Steps have a riser: **yes**  
Steps have nosing: **yes**

All steps are the same height: **yes**

The space under the stairs is blocked off: **there is none**

Handrail on either side: **no**

Continuous handrails on half-landings: **no**

Handrail extends at top and bottom of stairs: **no**

Strip of surface of a different texture and contrasting colour at the top and bottom of the stairs: **no**

### Lifts

Cab with audio signals: **no**


Control buttons in contrasting colour: **yes**

Keypad with numbers in relief: **yes**


Keypad with numbers in Braille: **no**




## ★★★ 3 STAR HOTELS




### PETIT PALACE TRES CRUCES HOTEL

 Calle de las Tres Cruces, 6  
28013 Madrid

 Telephone: 91 522 33 27  
Fax: 91 522 79 89

 Web: [www.hthoteles.com](http://www.hthoteles.com)

 Metro with lift: Sol  
Metro without lift: Gran Vía

 Bus: 2, 1, 74, 202, 75, 46 and 146

### ACCESS

- The main entrance is accessible by way of a ramp **1.75 m** wide, **3.70 m** long and with an incline of **14%** (not recommended).
- The glass door opens automatically and is **1.20 m** wide. It is not marked with horizontal strips or a contrastingly coloured logo.



## ACCESSIBILITY - HEARING IMPAIRED

### Room

Internet connection: **yes**

TV which communicates with reception: **no**

TV with teletext decoder: **yes**

TV has alarm clock with visual alert: **yes**

Bedside plug socket: **yes**

Entrance door with peephole: **no**

Written information on available services: **yes**

Light signals to indicate a knock at the door: **no**

### Communal WCs

Door lock with visual aid to indicate either free or occupied: **no**

Cubicle doors with a gap underneath to see if there is someone inside: **no**

### Lifts

Visual signs indicating the floor and direction of movement, both inside and outside the cab: **yes**

Emergency button with a light to show that the emergency call has been received: **no**

### Emergency system

Emergency alarm systems with visual alerts: **no**



## ACCOMMODATION



### ACCESSIBILITY - PHYSICALLY DISABLED

<b>Adapted room (408)</b> 4 <sup>th</sup> floor, accessible	Number of adapted rooms: <b>2</b> Width of door: <b>75 cm</b>
Clear turning circle inside (diameter): <b>Ø 150 cm</b>	Height of climate control: <b>160 cm</b>
Height of bed: <b>53 cm</b>	Space for access to the bed: right hand side <b>100 cm</b>
Height of coatrack: <b>155 cm</b>	
<b>Bathroom in adapted room</b>	
Door: width of <b>70 cm</b>	Clear turning circle inside (diameter): <b>Ø 150 cm</b>
<b>Toilet:</b>	
Seat height: <b>41 cm</b>	Height of flush mechanism: <b>86 cm</b>
Width of approach: neither $\geq$ <b>80 cm</b>	Folding grab bar on the right hand side: <b>65-79 cm</b>
No grab bar on the left hand	
<b>Basin:</b>	
Height and clearance beneath the basin: <b>70 cm and 48 cm</b>	Tap: <b>mixer tap</b>
Height of the lower edge of the mirror: <b>65 cm</b>	Height of bathroom fittings: <b>130 cm</b>
<b>Shower:</b>	
Width of approach to shower: <b>150 cm</b>	Shower base: <b>level with floor</b>
Shower floor: <b>non-slip</b>	Shower chair or stool: <b>no</b>
Height of horizontal grab bar: <b>85 cm</b>	Height of tap: <b>120-180 cm</b> on accessible wall
Tap: <b>mixer tap</b>	
<b>Adapted bathroom in communal areas</b>	
On ground floor, accessible	Number of adapted toilets: <b>1</b>
Clear turning circle inside (diameter): <b>Ø 150 cm</b>	Door: width of <b>70 cm</b>
<b>Toilet:</b>	
Seat height: <b>41 cm</b>	Height of flush mechanism: <b>77 cm</b>
Width of approach: neither $\geq$ <b>80 cm</b>	Folding grab bar on right hand side: <b>58-76 cm</b>
No fixed grab bar on left hand side	
<b>Basin:</b>	
Height and clearance beneath the basin: <b>77 cm and 20 cm</b>	Tap: <b>mixer tap</b>
Height of the lower edge of the mirror: <b>100 cm</b>	Height of bathroom fittings: <b>95 cm</b>
<b>Lift</b>	
<b>Accessible up to the door</b>	Width and depth of cab: <b>102 and 120 cm</b>
Width of door: <b>80 cm</b>	



## ★★★ 3 STAR HOTELS Petit Palace Tres Cruces

Other amenities	Location	Access	Main characteristics
Reception	Ground floor	Accessible	Height of reception desk: <b>118 cm</b>
Restaurant / Breakfast buffet	Ground floor	Accessible	Height of buffet bar: <b>85-100 cm</b> Height of table: <b>75 cm</b> Height beneath table: <b>73 cm</b> Width beneath table: <b>70 cm</b> Depth beneath table: <b>35 cm</b>
Meeting rooms (1)		Accessible via lift	



### ACCESSIBILITY - VISUALLY IMPAIRED


<b>Signs</b>	
Signs the same size: <b>yes</b> , average height of <b>180 cm</b> and a font size of $\geq$ <b>1.5 cm</b>	
Lettering in a colour which contrasts with the background: <b>yes</b>	Text and symbols: <b>not in relief and not in Braille</b>
<b>Main stairs</b>	
Edge of stairs marked with a non-slip strip in a contrasting colour: <b>yes</b>	Side protection skirting board of $\geq$ <b>12 cm</b> on both sides: <b>no</b>
Steps have a riser: <b>yes</b>	All steps are the same height: <b>yes</b>
Steps have nosing: <b>no</b>	
The space under the stairs is blocked off: <b>there is none</b>	Handrail on either side: <b>no</b>
Continuous handrails on half-landings: <b>yes</b>	Handrail extends at top and bottom of stairs: <b>no</b>
Strip of surface of a different texture and contrasting colour at the top and bottom of the stairs: <b>no</b>	
<b>Lifts</b>	
Cab with audio signals: <b>yes</b>	Control buttons in contrasting colour: <b>yes</b>
Keypad with numbers in relief: <b>yes</b>	Keypad with numbers in Braille: <b>no</b>




## ACCOMMODATION




### PUERTA DE TOLEDO HOTEL

 Glorieta de la Puerta de Toledo, 4  
28005 Madrid

 **Telephone:** 91 474 71 00  
**Fax:** 91 474 07 47

 **Web:** www.hotel-puertatoledo.es

 **Metro without lift:** Puerta de Toledo

 **Bus:** 3, 17, 18, 23 and 35

### ACCESS

- The path to the main entrance has an incline of **11%** and a **6 cm** step.
- The glass door opens automatically and is **1.40 m** wide. There is then another door, **1.40 m** wide, which opens manually. Neither of the two doors is marked with horizontal strips or a contrastingly coloured logo.



### ACCESSIBILITY - HEARING IMPAIRED

<b>Room</b>	
Internet connection: <b>yes</b>	TV which communicates with reception: <b>no</b>
TV with teletext decoder: <b>yes</b>	TV has alarm clock with visual alert: <b>no</b>
Bedside plug socket: <b>yes</b>	Entrance door with peephole: <b>no</b>
Written information on available services: <b>yes</b>	Light signals to indicate a knock at the door: <b>no</b>
<b>Lifts</b>	
Visual signs indicating the floor and direction of movement, both inside and outside the cab: <b>yes</b>	Emergency button with a light to show that the emergency call has been received: <b>no</b>
<b>Emergency system</b>	
Emergency alarm systems with visual alerts: <b>yes</b>	

## ☆☆☆ 3 STAR HOTELS

Puerta de Toledo



### ACCESSIBILITY - PHYSICALLY DISABLED

<b>Adapted room</b>	Number of adapted rooms: <b>4</b>
Accessible via lift	Width of door: <b>76 cm</b>
Clear turning circle inside (diameter): <b>Ø 150 cm</b>	Height of climate control: <b>120 cm</b>
Height of bed: <b>50 cm</b>	Space for access to the bed: right hand side <b>78 cm</b> , left hand side <b>90 cm</b>
Height of coatrack: <b>adjustable</b>	
<b>Bathroom in adapted room</b>	
Door: width of <b>78.5 cm</b>	Clear turning circle inside (diameter): <b>Ø 150 cm</b>
<b>Toilet:</b>	
Seat height: <b>41 cm</b>	Height of flush mechanism: <b>80 cm</b>
Width of approach: <b>right hand side 132 cm</b>	Fixed grab bar on the right hand side
Grab bar on the left hand	
<b>Basin:</b>	
Height and clearance beneath the basin: <b>75 cm and 40 cm</b>	Tap: <b>mixer tap</b>
Height of the lower edge of the mirror: <b>90 cm</b>	Height of bathroom fittings: <b>134 cm</b>
<b>Shower:</b>	
Width of approach to shower: <b>150 cm</b>	Shower base: <b>level with floor</b>
Shower floor: <b>non-slip</b>	Shower chair or stool: <b>fixed</b>
Tap: <b>mixer tap on accessible wall</b>	No grab bars
<b>Lifts</b>	
Accessible up to the door	Width and depth of cab: <b>127 and 127 cm</b>
Width of door: <b>82 cm</b>	

## ACCOMMODATION



Other amenities	Location	Access	Main characteristics
Reception	Ground floor	Accessible	Height of reception desk: <b>93-113 cm</b>
Restaurant / Breakfast buffet		Accessible with lift	Height of bar: <b>118 cm</b> Height of buffet: <b>85 cm</b> Height of table: <b>75 cm</b> Height beneath table: <b>69 cm</b> Width beneath table: <b>124 cm</b> Depth beneath table: <b>37 cm</b>
Meeting rooms (1)		Accessible via lift	

## ACCESSIBILITY - VISUALLY IMPAIRED

### Signs

Signs the same size: **yes**, average height of **166-172 cm** and a font size of **≥ 1.5 cm**

Lettering in a colour which contrasts with the background: **yes**; Text and symbols: **not in relief** and **not in Braille**

### Main stairs

Edge of stairs marked with a non-slip strip in a contrasting colour: **yes**; Side protection skirting board of **≥ 12 cm** on both sides: **no**

Steps have a riser: **yes**; All steps are the same height: **yes**

Steps have nosing: **yes**

The space under the stairs is blocked off: **there is none**; Handrail on either side: **no**

Continuous handrails on half-landings: **no**; Handrail extends at top and bottom of stairs: **no**

Strip of surface of a different texture and contrasting colour at the top and bottom of the stairs: **no**

### Lifts

Cab with audio signals: **no**; Control buttons in contrasting colour: **yes**


Keypad with numbers in relief: **yes**; Keypad with numbers in Braille: **yes**




## ☆☆☆ 3 STAR HOTELS



### REGINA HOTEL

 Calle de Alcalá, 19  
28013 Madrid

 Telephone: 91 521 47 25  
Fax: 91 522 40 88

 Web: [www.hotelreginamadrid.com](http://www.hotelreginamadrid.com)

 Metro with lift: Sol  
Metro without lift: Sevilla

 Bus: 3, 5, 15, 20, 51, 52, 53 and 150

### ACCESS

- The main entrance is accessible, with no steps or narrow corridors to impede access.
- The glass door opens automatically and is **1.33 m** wide. It is not marked with horizontal strips or a contrastingly coloured logo.



## ACCESSIBILITY - HEARING IMPAIRED

### Room

Internet connection: **yes**; TV which communicates with reception: **no**

TV with teletext decoder: **yes**; TV has alarm clock with visual alert: **no**

Bedside plug socket: **yes**; Entrance door with peephole: **no**

Written information on available services: **yes**; Light signals to indicate a knock at the door: **no**

### Lifts

Visual signs indicating the floor and direction of movement, both inside and outside the cab: **yes**; Emergency button with a light to show that the emergency call has been received: **no**

### Emergency system

Emergency alarm systems with visual alerts: **no**




**ACCESSIBILITY - PHYSICALLY DISABLED**

<b>Adapted room</b>	Number of adapted rooms: <b>4</b>
Accessible via lift	Width of door: <b>80 cm</b>
Clear turning circle inside (diameter): <b>Ø 150 cm</b>	Height of climate control: <b>158 cm</b>
Height of bed: <b>52 cm</b>	Space for access to the bed: right hand side <b>40 cm</b> , left hand side <b>56 cm</b>
Height of wardrobe shelves and drawers: <b>20-80 cm</b>	Height of coatrack: <b>170 cm</b>
<b>Bathroom in adapted room</b>	
Door: width of <b>77.5 cm</b>	Clear turning circle inside (diameter): <b>Ø 150 cm</b>
<b>Toilet:</b>	
Seat height: <b>39 cm</b>	Height of flush mechanism: <b>85 cm</b>
Width of approach: left hand side <b>110 cm</b>	Folding grab bar on the right hand side
Folding grab bar on the left hand	
<b>Basin:</b>	
Height and clearance beneath the basin: <b>80 cm and 50 cm</b>	Tap: <b>mixer tap</b>
Height of the lower edge of the mirror: <b>97 cm</b>	Height of bathroom fittings: <b>150 cm</b>
<b>Shower:</b>	
Shower floor: <b>non-slip</b>	Shower base: <b>level with floor</b>
Tap: <b>mixer tap on accessible wall</b>	Shower chair or stool: <b>folding, fixed to the wall</b>
Height and location of horizontal grab bar: <b>85 cm, same wall as the tap</b>	Height and location of vertical grab bar: <b>89-133 cm, on wall to the side of the tap</b>
<b>Lifts</b>	
<b>Lift No. 1</b>	
<b>Accessible up to the door</b>	Width and depth of cab: <b>103 and 107 cm</b>
Width of door: <b>80 cm</b>	
<b>Lift No. 2</b>	
<b>Accessible up to the door</b>	Width and depth of cab: <b>79 and 128 cm</b>
Width of door: <b>80 cm</b>	

Other amenities	Location	Access	Main characteristics
Reception	Ground floor	Accessible	Height of reception desk: <b>113 cm</b>
Cafeteria	Ground floor	Accessible	Height of bar: <b>115 cm</b> Height of table: <b>76 cm</b> Height beneath table: <b>72 cm</b> Width beneath table: <b>116 cm</b> Depth beneath table: <b>18 cm</b>
Restaurant / Breakfast buffet	Ground floor	Accessible	Height of table: <b>78 cm</b> Height beneath table: <b>72 cm</b> Width beneath table: <b>116 cm</b> Depth beneath table: <b>29 cm</b>
Meeting rooms (1)		Accessible via lift	


**ACCESSIBILITY - VISUALLY IMPAIRED**

<b>Signs</b>	
Signs the same size: <b>yes</b> , average height of <b>200 cm</b> and a font size of <b>≥ 1.5 cm</b>	
Lettering in a colour which contrasts with the background: <b>yes</b>	Text and symbols: <b>not in relief and not in Braille</b>
<b>Main stairs</b>	
Edge of stairs marked with a non-slip strip in a contrasting colour: <b>no</b>	Side protection skirting board of <b>≥ 12 cm</b> on both sides: <b>no</b>
Steps have a riser: <b>yes</b>	All steps are the same height: <b>yes</b>
Steps have nosing: <b>no</b>	
The space under the stairs is blocked off: <b>there is none</b>	Handrail on either side: <b>no</b>
Continuous handrails on half-landings: <b>no</b>	Handrail extends at top and bottom of stairs: <b>no</b>
Strip of surface of a different texture and contrasting colour at the top and bottom of the stairs: <b>no</b>	
<b>Lifts</b>	
Cab with audio signals: <b>no</b>	Control buttons in contrasting colour: <b>yes</b>
Keypad with numbers in relief: <b>yes</b>	Keypad with numbers in Braille: <b>yes</b>



## ACCOMMODATION



### ROOM MATE ÓSCAR HOTEL

Plaza de Vázquez de Mella, 12  
28004 Madrid

Telephone: 91 701 11 73  
Fax: 91 521 62 96

Web: [www.room-matehotels.com](http://www.room-matehotels.com)

Metro without lift: Chueca

Bus: 1, 2, 74, 146 and 202

#### ACCESS

- The main entrance is accessible, with no steps or narrow corridors to impede access.
- The glass door opens automatically and is wide. It is not marked with horizontal strips or a contrastingly coloured logo.



## ACCESSIBILITY – HEARING IMPAIRED

<b>Room</b>	
Internet connection: <b>yes</b>	TV which communicates with reception: <b>no</b>
TV with teletext decoder: <b>yes</b>	TV has alarm clock with visual alert: <b>no</b>
Bedside plug socket: <b>yes</b>	Entrance door with peephole: <b>no</b>
Written information on available services: <b>yes</b>	Light signals to indicate a knock at the door: <b>no</b>
<b>Communal WCs</b>	
Door lock with visual aid to indicate either free or occupied: <b>no</b>	Cubicle doors with a gap underneath to see if there is someone inside: <b>yes</b>
<b>Lifts</b>	
Visual signs indicating the floor and direction of movement, both inside and outside the cab: <b>yes</b>	Emergency button with a light to show that the emergency call has been received: <b>no</b>
<b>Emergency system</b>	
Emergency alarm systems with visual alerts: <b>no</b>	



## ★★★ 3 STAR HOTELS

Room Mate Óscar



## ACCESSIBILITY – PHYSICALLY DISABLED

<b>Adapted room (108)</b>	Number of adapted rooms: <b>2</b>
<b>2<sup>nd</sup> floor</b> , accessible via lift	Width of door: <b>78 cm</b>
Clear turning circle inside (diameter): <b>Ø 150 cm</b>	Height of climate control: <b>90 cm</b>
Height of bed: <b>50 cm</b>	Space for access to the bed: right hand side and left hand side <b>≥ 90 cm</b>
Wardrobe doors: sliding with knobs, difficult to open	Height of coatrack: <b>155 cm</b>
Height of wardrobe shelves and drawers: <b>25-50 cm</b>	
<b>Bathroom in adapted room</b>	
Door: inward opening with a width of <b>75 cm</b>	Clear turning circle inside (diameter): <b>Ø 150 cm</b>
<b>Toilet:</b>	
Seat height: <b>40 cm</b>	Height of flush mechanism: <b>85 cm</b>
Width of approach: right hand side <b>≥ 90 cm</b>	Folding grab bar on the right hand side: <b>72 cm</b>
Folding grab bar on the left hand side: <b>72 cm</b>	Distance between bars: <b>62 cm</b>
<b>Basin:</b>	
Height and clearance beneath the basin: <b>70 cm and 40 cm</b>	Tap: <b>mixer tap</b>
Height of the lower edge of the mirror: <b>100 cm</b>	Height of bathroom fittings: <b>90 cm</b>
<b>Shower:</b>	
Width of approach to shower: <b>150 cm</b>	Shower base: <b>level with floor</b>
Shower floor: <b>non-slip</b>	Shower chair or stool: <b>no</b>
Height of horizontal grab bar: <b>74 cm on same wall as tap and on side wall</b>	No vertical grab bar
Tap: <b>mixer tap</b>	Height of tap: <b>120-130 cm</b> on accessible wall
Adjustable shower-head height: <b>yes</b>	There is a shower curtain
<b>Adapted bathroom in communal areas</b>	
On floor -1, accessible via lift	Number of adapted toilets: <b>1 cubicle</b>
Clear turning circle inside (diameter): <b>Ø 150 cm</b>	Door: inward folding with a width of <b>76 cm</b>
<b>Toilet:</b>	
Seat height: <b>41 cm</b>	Height of flush mechanism: <b>77 cm</b>
Width of approach: neither <b>≥ 80 cm</b>	Folding grab bar on right hand side: <b>58-76 cm</b>
No fixed grab bar on left hand side	

## ACCOMMODATION



<b>Basin:</b>	
Height and clearance beneath the basin: <b>77 cm and 20 cm</b>	Tap: <b>mixer tap</b>
Height of the lower edge of the mirror: <b>100 cm</b>	Height of bathroom fittings: <b>95 cm</b>
<b>Lifts</b>	
<b>Accessible up to the door</b>	Width and depth of cab: <b>102 and 120 cm</b>
Width of door: <b>80 cm</b>	

Other amenities	Location	Access	Main characteristics
Reception	Ground floor	Accessible	Height of reception desk: <b>120 cm</b>
Cafeteria	Ground floor	Accessible	Height of bar: <b>126 cm</b> Height of table: <b>75 cm</b> Height beneath table: <b>72 cm</b> Width beneath table: <b>80 cm</b> Depth beneath table: <b>35 cm</b>
Restaurant / Breakfast buffet	First floor	Accessible via lift	Height of buffet bar: <b>71-92 cm</b> Height of table: <b>75 cm</b> Height beneath table: <b>72 cm</b> Width beneath table: <b>80 cm</b> Depth beneath table: <b>35 cm</b>
Meeting rooms (1)	Basement -1	Accessible via lift	Height of table: <b>76 cm</b> Height beneath table: <b>73 cm</b> Width beneath table: <b>180 cm</b>
Pool / Terrace	Outdoor, 7 <sup>th</sup> Floor	Accessible via service lift	No hoist for getting into the pool or toilets

## ☆☆☆ 3 STAR HOTELS


Room Mate Óscar




## ACCESSIBILITY - VISUALLY IMPAIRED


<b>Signs</b>	Signs the same size: <b>yes</b> , average height of <b>160 cm</b> and a font size of <b>≥ 1.5 cm</b>
Lettering in a colour which contrasts with the background: <b>yes</b>	Text and symbols: <b>not in relief and not in Braille</b>
<b>Main stairs</b>	
Edge of stairs marked with a non-slip strip in a contrasting colour: <b>no</b>	Side protection skirting board of <b>≥ 12 cm</b> on both sides: <b>yes</b>
Steps have a riser: <b>yes</b>	All steps are the same height: <b>yes</b>
Steps have nosing: <b>no</b>	Handrail on either side: <b>no</b>
The space under the stairs is blocked off: <b>there is none</b>	
Continuous handrails on half-landings: <b>yes</b>	Handrail extends at top and bottom of stairs: <b>no</b>
Strip of surface of a different texture and contrasting colour at the top and bottom of the stairs: <b>no</b>	
<b>Lifts</b>	
Cab with audio signals: <b>no</b>	Control buttons in contrasting colour: <b>yes</b>
Keypad with numbers in relief: <b>yes</b>	Keypad with numbers in Braille: <b>no</b>



**SUITES VIENA HOTEL**

 Calle de Juan Álvarez Mendizábal, 17  
28008 Madrid

 **Telephone:** 91 758 36 05  
**Fax:** 91 758 36 32

 **Web:** www.suitesviena.es

 **Metro with lift:** Plaza de España  
and Ventura Rodríguez

 **Bus:** 1, 2, 3, 74, 133, 138, circular, C1,  
C2, L4, NC1 and NC2

**ACCESS**

- The main entrance is accessible by way of a ramp.
- The ramp is sectional, and its width varies from **3 m to 1.20 m**. Its incline varies from **3.5% to 14%**. The glass door opens automatically and is **1.05 m** wide. It is marked with the hotel's logo in a contrasting color.


**ACCESSIBILITY - HEARING IMPAIRED**

<b>Room</b>	
Internet connection: <b>yes</b>	TV which communicates with reception: <b>no</b>
TV with teletext decoder: <b>yes</b>	TV has alarm clock with visual alert: <b>no</b>
Bedside plug socket: <b>yes</b>	Entrance door with peephole: <b>no</b>
Written information on available services: <b>yes</b>	Light signals to indicate a knock at the door: <b>no</b>
<b>Communal WCs</b>	
Door lock with visual aid to indicate either free or occupied: <b>no</b>	Cubicle doors with a gap underneath to see if there is someone inside: <b>yes</b>
<b>Lifts</b>	
Visual signs indicating the floor and direction of movement, both inside and outside the cab: <b>yes</b>	Emergency button with a light to show that the emergency call has been received: <b>no</b>
<b>Emergency system</b>	
Emergency alarm systems with visual alerts: <b>no</b>	


**ACCESSIBILITY - PHYSICALLY DISABLED**

<b>Adapted room (102)</b>	Number of adapted rooms: 1
<b>2<sup>nd</sup> floor</b> , accessible via lift	Width of door: <b>77 cm</b>
Clear turning circle inside (diameter): <b>Ø 150 cm</b>	Height of climate control: <b>164 cm</b>
Height of bed: <b>51 cm</b>	Space for access to the bed: right hand side <b>250 cm</b>
Wardrobe doors: sliding with knobs, difficult to open	Height of coatrack: <b>177 cm</b>
Height of wardrobe shelves and drawers: <b>20-70 cm</b>	
<b>Bathroom in adapted room</b>	
Door: sliding with a width of <b>69 cm</b>	Clear turning circle inside (diameter): <b>Ø 150 cm</b>
<b>Toilet:</b>	
Seat height: <b>40 cm</b>	Height of flush mechanism: <b>79 cm</b>
Width of approach: neither <b>≥ 80 cm</b>	Folding grab bar on the right hand side: <b>56-72 cm</b>
No grab bar on the left hand side	
<b>Basin:</b>	
Height and clearance beneath the basin: <b>76 cm and 17 cm</b>	Tap: <b>mixer tap</b>
Height of the lower edge of the mirror: <b>102 cm</b>	Height of bathroom fittings: <b>81-145 cm</b>
<b>Shower:</b>	
Width of approach to shower: <b>80 cm</b>	Shower base: <b>level with floor</b>
Shower floor: <b>non-slip</b>	Shower chair or stool: <b>mobile</b>
Height of horizontal grab bar: <b>81 cm on same wall as tap</b>	No vertical grab bar
Tap: <b>mixer tap</b>	Height of tap: <b>100 cm on accessible wall</b>
Adjustable shower-head height: <b>yes</b>	No shower screen or curtain
<b>Lifts</b>	
<b>Accessible up to the door</b>	Height of call buttons: <b>100 cm</b>
Width of door: <b>80 cm</b>	Width and depth of cab: <b>99 and 125 cm</b>
Height of control buttons: <b>108-121 cm</b>	Height of handrail: <b>88 cm</b>



## ACCOMMODATION



Other amenities	Location	Access	Main characteristics
Reception	Ground floor	Accessible	Height of reception desk: <b>109 cm</b>
Restaurant / Breakfast buffet	Ground floor	Accessible	Height of buffet bar: <b>74-102 cm</b> Height of table: <b>75 cm</b> Height beneath table: <b>69 cm</b> Width beneath table: <b>59 cm</b> Depth beneath table: <b>79 cm</b>
Meeting rooms (2)	First floor	Accessible via lift	Height of table: <b>76 cm</b> Height beneath table: <b>71 cm</b> Width beneath table: <b>150 cm</b> Depth beneath table: <b>120 cm</b>
Parking	Basement -1	Accessible via lift	There are no parking spaces for people with limited mobility ( <b>PRM</b> ), indicated by the disabled parking sign ( <b>ISA</b> )
Communal WCs	First Floor	Accessible via lift	None of them are adapted for wheelchair users



## ACCESSIBILITY - VISUALLY IMPAIRED

### Signs

Signs the same size: **yes**, average height of **165 cm** and a font size of **≥ 1.5 cm**

Lettering in a colour which contrasts with the background: **yes**; Text and symbols: **not in relief and not in Braille**

### Main stairs

Edge of stairs marked with a non-slip strip in a contrasting colour: **yes**; Side protection skirting board of **≥ 12 cm** on both sides: **yes**

Steps have a riser: **yes**; All steps are the same height: **yes**  
Steps have nosing: **no**

The space under the stairs is blocked off: **there is none**; Handrail on either side: **yes**

Continuous handrails on half-landings: **yes**; Handrail extends at top and bottom of stairs: **no**

Strip of surface of a different texture and contrasting colour at the top and bottom of the stairs: **no**

### Lifts

Cab with audio signals: **yes**; Control buttons in contrasting colour: **yes**

Keypad with numbers in relief: **yes**; Keypad with numbers in Braille: **yes**



## ☆☆☆ 3 STAR HOTELS



### SUNOTEL AMARAL

✉ Calle General Varela, 37  
28020 Madrid

☎ Telephone: 91 579 97 38  
Fax: 91 571 86 04

🌐 Web: [www.sunotel.es](http://www.sunotel.es)

🚇 Metro without lift: Cuzco and Tetuán

🚌 Bus: 5, 27, 11, 149

### ACCESS

- The street outside the hotel has an incline of **6.9%**. In front of the main door are **4 steps of 16 cm** but fifty meters along the same street is a level entrance which leads to the main door.
- Access is by a double set of glass doors. They are automatic sliding doors and are marked with the hotel's logo in a contrasting color. Both doors have a clearance of **1.15 m**, but they are not directly aligned: the first is on the left, and the second on the right.
- There is a doormat correctly fixed to the floor between the **2 doors**.



## ACCESSIBILITY - HEARING IMPAIRED

### Room

Internet connection: **yes**; TV which communicates with reception: **no**

TV with teletext decoder: **yes**; TV has alarm clock with visual alert: **yes**

Bedside plug socket: **yes**; Entrance door with peephole: **no**

Written information on available services: **yes**; Light signals to indicate a knock at the door: **no**

### Communal WCs

Door lock with visual aid to indicate either free or occupied: **no**; Cubicle doors with a gap underneath to see if there is someone inside: **no**

### Lifts

Visual signs indicating the floor and direction of movement, both inside and outside the cab: **yes**; Emergency button with a light to show that the emergency call has been received: **yes**

### Emergency system

Emergency alarm systems with visual alerts: **no**



**ACCESSIBILITY – PHYSICALLY DISABLED**

<b>Adapted room (108)</b> 1 <sup>st</sup> floor, accessible via lift	Number of adapted rooms: 3 Width of door: <b>78 cm</b>
Clear turning circle inside (diameter): <b>Ø 150 cm</b>	Height of climate control: <b>140-153 cm</b>
Height of bed: <b>50 cm</b>	Space for access to the bed: right hand side <b>96 cm</b> and left hand side <b>&lt; 100 cm</b>
Wardrobe doors: sliding, easy to open	Height of coatrack: <b>160 cm</b>
Height of wardrobe shelves and drawers: <b>25-167 cm</b>	
<b>Bathroom in adapted room</b>	
Door: inward opening with a width of <b>78 cm</b>	Clear turning circle inside (diameter): <b>Ø 150 cm</b>
<b>Toilet:</b>	
Seat height: <b>43 cm</b>	Height of flush mechanism: <b>78 cm</b>
Width of approach: front <b>148 cm</b> , right hand side <b>109 cm</b>	Folding grab bar on the right hand side: <b>71 cm</b>
Fixed grab bar on the left hand side: <b>71 cm</b>	Distance between bars: <b>79 cm</b>
<b>Basin:</b>	
Height and clearance beneath the basin: <b>82 cm and 61 cm</b>	Tap: <b>mixer tap</b>
Height of the lower edge of the mirror: <b>114 cm</b>	Height of bathroom fittings: <b>90 cm</b>
<b>Shower:</b>	
Width of approach to shower: <b>90 cm</b>	Shower base: a <b>7 cm step</b>
Shower floor: <b>non-slip</b>	Shower chair or stool: <b>no</b>
Height of horizontal grab bar: <b>57 cm opposite wall to tap</b>	No vertical grab bar
Tap: <b>mixer tap</b>	Height of tap: <b>65 cm</b> on accessible wall
Adjustable shower-head height: <b>yes</b>	There is a fixed shower screen
<b>Adapted bathroom in communal areas</b>	
On ground floor, accessible	Number of adapted toilets: 1
Door: cubicle door inward opening with a width of <b>78 cm</b>	Door: main door to toilets inward opening with a width of <b>80 cm</b>
Door: cubicle door inward opening with a width of <b>78 cm</b>	Clear turning circle inside (diameter): <b>Ø 150 cm</b>
<b>Toilet:</b>	
Seat height: <b>43 cm</b>	Height of flush mechanism: <b>79 cm</b>
Width of approach: right hand side <b>90 cm</b> , front <b>150 cm</b>	Folding grab bar on right hand side: <b>73 cm</b>
Fixed grab bar on left hand side: <b>73 cm</b>	Distance between bars: <b>75 cm</b>



<b>Basin:</b>	
Height and clearance beneath the basin: <b>80 cm and 46 cm</b>	Tap: <b>mixer tap</b>
Height of the lower edge of the mirror: <b>100 cm</b>	Height of bathroom fittings: <b>105 cm</b>
<b>Lifts</b>	
No. of lifts: 3 with the same specifications	Height of call buttons: <b>109 cm</b>
<b>Accessible up to the door via a ramp with a length of 5 m, a width of 1.22 m, an incline of 14% and a handrail</b>	
Width of door: <b>80 cm</b>	Width and depth of cab: <b>100 and 120 cm</b>
Height of control buttons: <b>90-110 cm</b>	Height of handrail: <b>92 cm</b>



Other amenities	Location	Access	Main characteristics
Reception	Ground floor	Accessible	Height of reception desk: <b>110 cm</b>
Cafeteria	Ground floor	Accessible	Height of bar: <b>110 cm</b> Height of table: <b>57 cm</b> Height beneath table: <b>30 cm</b> Width beneath table: <b>50 cm</b> Depth beneath table: <b>30 cm</b>
Restaurant / Breakfast buffet	Ground floor	Bar accessible via steps and ramp	Height of buffet bar: <b>74 cm</b> Height of table: <b>76 cm</b> Height beneath table: <b>72 cm</b> Width beneath table: <b>63 cm</b> Depth beneath table: <b>25 cm</b>
Meeting rooms (1) Bell Art	First floor	Accessible	Height of table: <b>74 cm</b> Height beneath table: <b>72 cm</b> Width beneath table: <b>125 cm</b> Depth beneath table: <b>63 cm</b>
Parking	Basement -1	Accessible via lift	There are no parking spaces for people with limited mobility ( <b>PRM</b> ), indicated by the disabled parking sign ( <b>ISA</b> )



### ACCESSIBILITY – VISUALLY IMPAIRED

#### Signs

Signs the same size: **yes**, average height of **160 cm** and a font size of **≥ 1.5 cm**

Lettering in a colour which contrasts with the background: **yes** : Text and symbols: **not in relief and not in Braille**

#### Main stairs

Edge of stairs marked with a non-slip strip in a contrasting colour: **no** : Side protection skirting board of **≥ 12 cm** on both sides: **no**

Steps have a riser: **yes** : All steps are the same height: **yes**  
Steps have nosing: **no**

The space under the stairs is blocked off: **yes** : Handrail on either side: **yes**

Continuous handrails on half-landings: **no** : Handrail extends at top and bottom of stairs: **no**

Strip of surface of a different texture and contrasting colour at the top and bottom of the stairs: **no**

#### Lifts


Cab with audio signals: **no** : Control buttons in contrasting colour: **yes**

Keypad with numbers in relief: **yes** : Keypad with numbers in Braille: **no**




### TRAVELODGE TORRELAGUNA HOTEL

 Calle de Torrelaguna, 69  
28027 Madrid

 Telephone: 91 405 73 93  
Fax: 91 405 73 94

 Web: [www.travelodgehoteles.es](http://www.travelodgehoteles.es)

 Metro without lift: Barrio de la Concepción

 Bus: 11, 53 and 122

#### ACCESS

- The main entrance is accessible, with no steps or narrow corridors to impede access.
- The glass door opens automatically and is **> 80 cm** wide. It is not marked with horizontal strips or a contrastingly coloured logo.



### ACCESSIBILITY – HEARING IMPAIRED

#### Room

Internet connection: **yes** : TV which communicates with reception: **no**

TV with teletext decoder: **yes** : TV has alarm clock with visual alert: **yes**

Bedside plug socket: **yes** : Entrance door with peephole: **no**

Written information on available services: **yes** : Light signals to indicate a knock at the door: **no**

#### Communal WCs

Door lock with visual aid to indicate either free or occupied: **no** : Cubicle doors with a gap underneath to see if there is someone inside: **no**

#### Lifts

Visual signs indicating the floor and direction of movement, both inside and outside the cab: **yes** : Emergency button with a light to show that the emergency call has been received: **yes**

#### Emergency system

Emergency alarm systems with visual alerts: **no**



## ACCOMMODATION

### ACCESSIBILITY - PHYSICALLY DISABLED

<b>Adapted room</b>	Number of adapted rooms: 2
<b>4<sup>th</sup> floor</b> , accessible via lift	Width of door: <b>90 cm</b>
Clear turning circle inside (diameter): <b>Ø 150 cm</b>	Height of climate control: <b>40-140 cm</b>
Height of bed: <b>55 cm</b>	Space for access to the bed: right hand side <b>140 cm</b> and left hand side <b>152 cm</b>
Height of coatrack: <b>123 cm</b>	
<b>Bathroom in adapted room</b>	
Door: inward opening with a width of <b>90 cm</b>	Clear turning circle inside (diameter): <b>Ø 150 cm</b>
<b>Toilet:</b>	
Seat height: <b>46 cm</b>	Height of flush mechanism: <b>85 cm</b>
Width of approach: left hand side <b>80 cm</b>	Folding grab bar on the right hand side
Folding grab bar on the left hand side	
<b>Basin:</b>	
Height of bathroom fittings: <b>90 cm</b>	Tap: <b>mixer tap</b>
Height of the lower edge of the mirror: <b>95 cm</b>	
<b>Shower:</b>	
Width of approach to shower: <b>130 cm</b>	Shower base: <b>level with floor</b>
Shower floor: <b>non-slip</b>	Shower chair or stool: <b>fixed with two folding bars</b>
Tap: <b>mixer tap on accessible wall</b>	No grab bars
<b>Adapted bathroom in communal areas</b>	
On ground floor, accessible	Number of adapted toilets: 1
Clear turning circle inside (diameter): <b>Ø 150 cm</b>	Door: width of <b>76 cm</b>
<b>Toilet:</b>	
Seat height: <b>45 cm</b>	Height of flush mechanism: <b>80 cm</b>
Width of approach: right hand side <b>100 cm</b>	Folding grab bar on right hand side
Fixed grab bar on left hand side	
<b>Basin:</b>	
Height of bathroom fittings: <b>90 cm</b>	Tap: <b>mixer tap</b>
Height of the lower edge of the mirror: <b>90 cm</b>	
<b>Lifts</b>	
<b>Accessible up to the door</b>	Width and depth of cab: <b>100 and 120 cm</b>
Width of door: <b>80 cm</b>	

## ☆☆☆ 3 STAR HOTELS

Torrelaguna



Other amenities	Location	Access	Main characteristics
Reception	Ground floor	Accessible	Height of reception desk: <b>110 cm</b>
Cafeteria / Breakfast buffet	Ground floor	Accessible	Height of bar: <b>110 cm</b> Height of table: <b>75 cm</b> Height beneath table: <b>70 cm</b> Width beneath table: <b>80 cm</b> Depth beneath table: <b>38 cm</b>



### ACCESSIBILITY - VISUALLY IMPAIRED

<b>Signs</b>	
Signs the same size: <b>yes</b> , average height of <b>145-175 cm</b> and a font size of <b>≥ 1.5 cm</b>	
Lettering in a colour which contrasts with the background: <b>yes</b>	Text and symbols: <b>not in relief and not in Braille</b>
<b>Main stairs</b>	
Edge of stairs marked with a non-slip strip in a contrasting colour: <b>no</b>	Side protection skirting board of <b>≥ 12 cm</b> on both sides: <b>no</b>
Steps have a riser: <b>yes</b>	All steps are the same height: <b>yes</b>
Steps have nosing: <b>no</b>	
The space under the stairs is blocked off: <b>there is none</b>	Handrail on either side: <b>yes</b>
Continuous handrails on half-landings: <b>yes</b>	Handrail extends at top and bottom of stairs: <b>no</b>
Strip of surface of a different texture and contrasting colour at the top and bottom of the stairs: <b>no</b>	
<b>Lifts</b>	
Cab with audio signals: <b>no</b>	Control buttons in contrasting colour: <b>yes</b>
Keypad with numbers in relief: <b>no</b>	Keypad with numbers in Braille: <b>yes</b>







## ACCOMMODATION



### TRYP GRAN VÍA HOTEL

Gran Vía, 25  
28013 Madrid

Telephone: 91 522 11 21  
Fax: 91 521 24 24

Web: [www.solmelia.com](http://www.solmelia.com)

Metro without lift: Gran Vía

Bus: 1, 2, 46, 74, 146 and 202

#### ACCESS

- The main entrance is accessible, with no steps or narrow corridors to impede access.
- The glass door opens manually and is **1.74 m** wide. It is not marked with horizontal strips or a contrastingly coloured logo.



#### ACCESSIBILITY - HEARING IMPAIRED

<b>Room</b>	
Internet connection: <b>yes</b>	TV which communicates with reception: <b>no</b>
TV with teletext decoder: <b>yes</b>	TV has alarm clock with visual alert: <b>no</b>
Bedside plug socket: <b>yes</b>	Entrance door with peephole: <b>no</b>
Written information on available services: <b>yes</b>	Light signals to indicate a knock at the door: <b>no</b>
<b>Lifts</b>	
Visual signs indicating the floor and direction of movement, both inside and outside the cab: <b>yes</b>	Emergency button with a light to show that the emergency call has been received: <b>no</b>
<b>Emergency system</b>	
Emergency alarm systems with visual alerts: <b>no</b>	



## ★★★ 3 STAR HOTELS

Tryp Gran Vía



#### ACCESSIBILITY - PHYSICALLY DISABLED

<b>Adapted room</b>	Number of adapted rooms: 3
On floor, accessible via lift	Width of door: <b>76 cm</b>
Clear turning circle inside (diameter): <b>Ø 150 cm</b>	Height of climate control: <b>110 cm</b>
Height of bed: <b>47 cm</b>	Space for access to the bed: right hand side <b>140 cm</b>
Height of coatrack: <b>154 cm</b>	
<b>Bathroom in adapted room</b>	
Door: inward opening with a width of <b>76 cm</b>	Clear turning circle inside (diameter): <b>Ø 150 cm</b>
<b>Toilet:</b>	
Seat height: <b>40 cm</b>	Height of flush mechanism: <b>79 cm</b>
Width of approach: neither <b>≥ 80 cm</b>	Folding grab bar on both sides
<b>Basin:</b>	
Height and clearance beneath the basin: <b>61 cm and 31 cm</b>	Tap: <b>mixer tap</b>
<b>Shower:</b>	
Width of approach to shower: <b>130 cm</b>	Shower base: <b>level with floor</b>
Shower floor: <b>non-slip</b>	Shower chair or stool: <b>folding, fixed to the wall</b>
Height and location of horizontal grab bar: <b>80 cm</b> , same wall as the tap	Height and location of vertical grab bar: <b>80-188 cm</b>
Tap: <b>mixer tap on accessible wall</b>	
Adjustable shower-head height: <b>yes</b>	No shower screen or curtain
<b>Lifts</b>	
Accessible up to the door	Height of handrail: <b>90 cm</b>
Width of door: <b>80 cm</b>	Width and depth of cab: <b>107 and 142 cm</b>

## ACCOMMODATION



Other amenities	Location	Access	Main characteristics
Reception	Ground floor	Accessible	Height of reception desk: <b>112 cm</b>
Cafeteria / Breakfast buffet	Ground floor	Accessible	Height of bar: <b>110 cm</b> Height of buffet: <b>72 cm</b> Height of table: <b>79 cm</b> Height beneath table: <b>79 cm</b> Width beneath table: <b>17 cm</b>
Meeting rooms		Accessible via lift	
Communal WCs		Accessible via lift	None of them are adapted for wheelchair users



## ACCESSIBILITY – VISUALLY IMPAIRED

### Signs

Signs the same size: **yes**, average height of **175 cm** and a font size of **≥ 1.5 cm**

Lettering in a colour which contrasts with the background: **yes**; and not in Braille

### Main stairs

Edge of stairs marked with a non-slip strip in a contrasting colour: **no**

Side protection skirting board of **≥ 12 cm** on both sides: **no**

Steps have a riser: **yes**

All steps are the same height: **yes**

Steps have nosing: **yes**

The space under the stairs is blocked off: **there is none**

Handrail on either side: **no**

Continuous handrails on half-landings: **no**

Handrail extends at top and bottom of stairs: **no**

Strip of surface of a different texture and contrasting colour at the top and bottom of the stairs: **no**

### Lifts

Cab with audio signals: **no**


Control buttons in contrasting colour: **no**

Keypad with numbers in relief: **yes**

Keypad with numbers in Braille: **no**



## ★★★ 3 STAR HOTELS



### TRYP WASHINGTON HOTEL

Gran Vía, 72  
28013 Madrid

Telephone: 91 541 72 27  
Fax: 91 547 51 99

Web: [www.solmelia.com](http://www.solmelia.com)

Metro with lift: Plaza de España  
Metro without lift: Santo Domingo

Bus: 1, 2, 44, 46, 74, 75, 133, 138, 147, 148, 202

### ACCESS

- The main entrance to the hotel has **3** steps and no alternative ramp.
- There is an automatic, revolving, glass door **1.24 m** wide. It has a stop button at a height of **1.70 m** from the floor. It is not marked with horizontal strips or a contrastingly coloured logo.



## ACCESSIBILITY – HEARING IMPAIRED

### Room

Internet connection: **yes**

TV which communicates with reception: **no**

TV with teletext decoder: **yes**

TV has alarm clock with visual alert: **no**

Bedside plug socket: **yes**

Entrance door with peephole: **no**

Written information on available services: **yes**

Light signals to indicate a knock at the door: **no**

### Lifts

Visual signs indicating the floor and direction of movement, both inside and outside the cab: **no**

Emergency button with a light to show that the emergency call has been received: **no**

### Emergency system

Emergency alarm systems with visual alerts: **no**


**ACCESSIBILITY - PHYSICALLY DISABLED**

<b>Adapted room</b>	Number of adapted rooms: 5
Accessible <b>via lift</b>	Width of door: <b>94 cm</b>
Clear turning circle inside (diameter): <b>Ø 150 cm</b>	Height of climate control: <b>166 cm</b>
Height of bed: <b>50 cm</b>	Space for access to the bed: right hand side <b>90 cm</b> and left hand side <b>80 cm</b>
Height of coatrack: <b>140 cm</b>	
<b>Bathroom in adapted room</b>	
Door: inward opening with a width of <b>98 cm</b>	Clear turning circle inside (diameter): <b>Ø 150 cm</b>
<b>Toilet:</b>	
Seat height: <b>42 cm</b>	Height of flush mechanism: <b>80 cm</b>
Width of approach: neither <b>≥ 80 cm</b>	Folding grab bar on the right hand side
Folding grab bar on the left hand side	
<b>Basin:</b>	
Height and clearance beneath the basin: <b>70 and 48 cm</b>	Tap: <b>mixer tap</b>
Height of the lower edge of the mirror: <b>100 cm</b>	Height of bathroom fittings: <b>74 - 86 cm</b>
<b>Shower:</b>	
Width of approach to shower: <b>130 cm</b>	Shower base: <b>a 3 cm lip</b>
Shower floor: <b>non-slip</b>	Shower chair or stool: <b>folding, fixed to the wall, adjustable with two folding grab bars</b>
Tap: <b>mixer tap on accessible wall</b>	
<b>Lifts</b>	
<b>Accessible up to the door</b>	Width and depth of cab: <b>115 and 145 cm</b>
Width of door: <b>70 cm</b>	

Other amenities	Location	Access	Main characteristics
Reception	Ground floor	Accessible	Height of reception desk: <b>110 cm</b>
Cafeteria		Accessible via lift	Height of bar: <b>110 cm</b> Height of table: <b>50 cm</b>
Breakfast buffet		Accessible via lift	Height of buffet bar: <b>90 cm</b> Height of table: <b>74 cm</b> Height beneath table: <b>70 cm</b> Depth beneath table: <b>26 cm</b>
Communal WCs		Accessible	None of them are adapted for wheelchair users


**ACCESSIBILITY - VISUALLY IMPAIRED**

<b>Signs</b>	Signs the same size: <b>yes</b> , average height of <b>94-183 cm</b> and a font size of <b>≥ 1.5 cm</b>
Lettering in a colour which contrasts with the background: <b>yes</b>	Text and symbols: <b>not in relief and not in Braille</b>
<b>Main stairs</b>	
Edge of stairs marked with a non-slip strip in a contrasting colour: <b>no</b>	Side protection skirting board of <b>≥ 12 cm</b> on both sides: <b>no</b>
Steps have a riser: <b>yes</b>	All steps are the same height: <b>yes</b>
Steps have nosing: <b>no</b>	
The space under the stairs is blocked off: <b>there is none</b>	Handrail on either side: <b>no</b>
Continuous handrails on half-landings: <b>yes</b>	Handrail extends at top and bottom of stairs: <b>no</b>
Strip of surface of a different texture and contrasting colour at the top and bottom of the stairs: <b>no</b>	
<b>Lifts</b>	
Cab with audio signals: <b>no</b>	Control buttons in contrasting colour: <b>yes</b>
Keypad with numbers in relief: <b>no</b>	Keypad with numbers in Braille: <b>no</b>



## ACCOMMODATION



### VICTORIA 4 HOTEL

Calle de la Victoria, 4  
28012 Madrid

**Telephone:** 91 523 84 31  
**Fax:** 91 523 84 31

**Web:** www.hotelvictoria4.com

**Metro with lift:** Sol

**Bus:** 3, 15, 51, 52, 53, N16,N17, L1, L5, L50 and M1

### ACCESS

- The main entrance is accessible, with no steps or narrow corridors to impede access.
- The double glass doors open manually and each one is **74 cm** wide. They are not marked with horizontal strips or a contrastingly coloured logo.



## ACCESSIBILITY - HEARING IMPAIRED

<b>Room</b>	
Internet connection: <b>yes</b>	TV which communicates with reception: <b>no</b>
TV with teletext decoder: <b>yes</b>	TV has alarm clock with visual alert: <b>no</b>
Bedside plug socket: <b>yes</b>	Entrance door with peephole: <b>no</b>
Written information on available services: <b>yes</b>	Light signals to indicate a knock at the door: <b>no</b>
<b>Communal WCs</b>	
Door lock with visual aid to indicate either free or occupied: <b>no</b>	Cubicle doors with a gap underneath to see if there is someone inside: <b>yes</b>
<b>Lifts</b>	
Visual signs indicating the floor and direction of movement, both inside and outside the cab: <b>yes</b>	Emergency button with a light to show that the emergency call has been received: <b>no</b>
<b>Emergency system</b>	
Emergency alarm systems with visual alerts: <b>no</b>	



Victoria

## ★★★ 3 STAR HOTELS



## ACCESSIBILITY - PHYSICALLY DISABLED

<b>Adapted room (114)</b> 1 <sup>st</sup> floor, accessible	Number of adapted rooms: 2
Clear turning circle inside (diameter): <b>Ø 150 cm</b>	Width of door: <b>77 cm</b>
Height of bed: <b>50 cm</b>	Height of climate control: <b>130 cm</b>
Height of coatrack: <b>140 cm</b>	Space for access to the bed: right hand side <b>170 cm</b>
<b>Bathroom in adapted room</b>	
Door: inward opening with a width of <b>77 cm</b>	Clear turning circle inside (diameter): <b>Ø 150 cm</b>
<b>Toilet:</b>	
Seat height: <b>41 cm</b>	Height of flush mechanism: <b>75 cm</b>
Width of approach: right hand side <b>120 cm</b>	Folding grab bar on the right hand side: <b>78-94 cm</b>
Folding grab bar on the left hand side: <b>78-94 cm</b>	Distance between bars: <b>76 cm</b>
<b>Basin:</b>	
Height and clearance beneath the basin: <b>80 cm and 50 cm</b>	Tap: <b>mixer tap</b>
Height of the lower edge of the mirror: <b>96 cm</b>	Height of bathroom fittings: <b>84 cm</b>
<b>Shower:</b>	
Width of approach to shower: <b>150 cm</b>	Shower base: <b>level with floor</b>
Shower floor: <b>non-slip</b>	Shower chair or stool: <b>fixed and folding</b>
Height of horizontal grab bar: <b>78-93 cm on same wall as tap</b>	No vertical grab bar
Tap: <b>mixer tap on not accessible wall</b>	
<b>Adapted bathroom in communal areas</b>	
On ground floor, accessible	Number of adapted toilets: 1
Clear turning circle inside (diameter): <b>Ø 150 cm</b>	Door: <b>inward folding</b> with a width of <b>75 cm</b>
<b>Toilet:</b>	
Seat height: <b>41 cm</b>	Height of flush mechanism: <b>76 cm</b>
Width of approach: right hand side <b>80 cm</b>	No grab bar on right hand side
Folding grab bar on left hand side: <b>79-110 cm</b>	
<b>Basin:</b>	
Height and clearance beneath the basin: <b>85 cm and 40 cm</b>	Tap: <b>mixer tap</b>
Height of the lower edge of the mirror: <b>110 cm</b>	Height of bathroom fittings: <b>120 cm</b>



## ACCOMMODATION



Lifts	
Accessible up to the door	Height of handrail: <b>87 cm</b>
Width of door: <b>76 cm</b>	Width and depth of cab: <b>87 and 126 cm</b>

Other amenities	Location	Access	Main characteristics
Reception	Ground floor	Accessible	Height of reception desk: <b>115 cm</b>
Cafeteria / Restaurant / Breakfast Buffet	Ground floor		Height of bar: <b>110 cm</b> Height of buffet: <b>74-112 cm</b> Height of table: <b>76 cm</b> Height beneath table: <b>72 cm</b> Width beneath table: <b>68 cm</b> Depth beneath table: <b>68 cm</b>

## ACCESSIBILITY - VISUALLY IMPAIRED



Signs	
Signs the same size: <b>yes</b> , average height of <b>145-180 cm</b> and a font size of <b>≥ 1.5 cm</b>	
Lettering in a colour which contrasts with the background: <b>yes</b>	Text and symbols: <b>not in relief and not in Braille</b>
Main stairs	
Edge of stairs marked with a non-slip strip in a contrasting colour: <b>yes</b>	Side protection skirting board of <b>≥ 12 cm</b> on both sides: <b>no</b>
Steps have a riser: <b>yes</b>	All steps are the same height: <b>yes</b>
Steps have nosing: <b>no</b>	
The space under the stairs is blocked off: <b>there is none</b>	Handrail on either side: <b>yes</b>
Continuous handrails on half-landings: <b>yes</b>	Handrail extends at top and bottom of stairs: <b>no</b>
Strip of surface of a different texture and contrasting colour at the top and bottom of the stairs: <b>no</b>	
Lifts	
Cab with audio signals: <b>yes</b>	Control buttons in contrasting colour: <b>yes</b>
Keypad with numbers in relief: <b>yes</b>	Keypad with numbers in Braille: <b>yes</b>



## ★★★ 3 STAR HOTELS



### ZURBANO HOTEL

- Calle de Zurbano, 79 - 81  
28003 Madrid
- Telephone: 91 441 45 00  
Fax: 91 441 32 24
- Web: [www.nh-hotels.com](http://www.nh-hotels.com)
- Metro with lift: Gregorio Marañón and Alonso Cano
- Bus: 2, 5, 12, 14, 27, 40, 45, 147, 150 and N20

### ACCESS

- The main entrance has **3** steps, which are navigable by way of a platform stair-lift.
- The glass door opens automatically and is **1.11 m** wide. It is not marked with horizontal strips or a contrastingly coloured logo.



## ACCESSIBILITY - HEARING IMPAIRED

Room	
Internet connection: <b>yes</b>	TV which communicates with reception: <b>no</b>
TV with teletext decoder: <b>yes</b>	TV has alarm clock with visual alert: <b>yes</b>
Bedside plug socket: <b>yes</b>	Entrance door with peephole: <b>no</b>
Written information on available services: <b>yes</b>	Light signals to indicate a knock at the door: <b>no</b>
Communal WCs	
Door lock with visual aid to indicate either free or occupied: <b>no</b>	Cubicle doors with a gap underneath to see if there is someone inside: <b>no</b>
Lifts	
Visual signs indicating the floor and direction of movement, both inside and outside the cab: <b>yes</b>	Emergency button with a light to show that the emergency call has been received: <b>no</b>
Emergency system	
Emergency alarm systems with visual alerts: <b>no</b>	



## ACCOMMODATION

### ACCESSIBILITY - PHYSICALLY DISABLED

<b>Adapted room</b>	Number of adapted rooms: 9
Accessible via lift	Width of door: <b>86 cm</b>
Clear turning circle inside (diameter): <b>Ø 150 cm</b>	Height of climate control: <b>147 cm</b>
Height of bed: <b>57 cm</b>	Space for access to the bed: right hand side <b>60 cm</b> , left hand side <b>80 cm</b>
Height of coatrack: <b>158 cm</b>	
<b>Bathroom in adapted room</b>	
Door: inward opening with a width of <b>80 cm</b>	Clear turning circle inside (diameter): <b>Ø 150 cm</b>
<b>Toilet:</b>	
Seat height: <b>41 cm</b>	Height of flush mechanism: <b>73 cm</b>
Width of approach: left hand side <b>73 cm</b>	Folding grab bar on the right hand side
Folding grab bar on the left hand side	
<b>Basin:</b>	
Height and clearance beneath the basin: <b>131 cm and 143 cm</b>	Tap: <b>mixer tap</b>
Height of the lower edge of the mirror: <b>100 cm</b>	
<b>Bath:</b>	
Height of bath: <b>47 cm</b>	No horizontal grab bar
No transfer chair or platform	No vertical grab bar
Tap: <b>mixer tap on short wall</b>	
<b>Adapted bathroom in communal areas</b>	Number of adapted toilets: 1
On ground floor, accessible	Door: <b>inward folding</b> with a width of <b>87 cm</b>
Clear turning circle inside (diameter): <b>Ø 150 cm</b>	
<b>Toilet:</b>	
Seat height: <b>41 cm</b>	Height of flush mechanism: <b>80 cm</b>
Width of approach: side <b>80 cm</b>	Grab bar on both sides
<b>Basin:</b>	
Height and clearance beneath the basin: <b>67 cm and 35 cm</b>	Tap: <b>mixer tap</b>
Height of the lower edge of the mirror: <b>83 cm</b>	Height of bathroom fittings: <b>90-100 cm</b>
<b>Lifts</b>	
<b>Accessible up to the door</b>	Width and depth of cab: <b>100 and 120 cm</b>
Width of door: <b>80 cm</b>	

## ★★★ 3 STAR HOTELS



Zurbano

Other amenities	Location	Access	Main characteristics
Reception	Ground floor	Accessible	Height of reception desk: <b>103 cm</b>
Cafeteria	Ground floor	Accessible	Height of bar: <b>126 cm</b> Height of table: <b>74 cm</b> Height beneath table: <b>72 cm</b> Width beneath table: <b>70 cm</b> Depth beneath table: <b>60 cm</b>
Restaurant/ Breakfast Buffet	Ground floor	Accessible	Height of table: <b>74 cm</b> Height beneath table: <b>72 cm</b> Width beneath table: <b>70 cm</b> Depth beneath table: <b>60 cm</b>
Meeting rooms (1)	Ground floor	Accessible	
Parking	Outdoor	Accessible via service lift	There are <b>2</b> parking spaces for people with limited mobility ( <b>PRM</b> ), indicated by the disabled parking sign ( <b>ISA</b> )



### ACCESSIBILITY - VISUALLY IMPAIRED

<b>Signs</b>	Signs the same size: <b>yes</b> , average height of <b>145-175 cm</b> and a font size of <b>≥ 1.5 cm</b>
Lettering in a colour which contrasts with the background: <b>yes</b>	Text and symbols: <b>not in relief and not in Braille</b>
<b>Main stairs</b>	
Edge of stairs marked with a non-slip strip in a contrasting colour: <b>yes</b>	Side protection skirting board of <b>≥ 12 cm</b> on both sides: <b>no</b>
Steps have a riser: <b>yes</b>	All steps are the same height: <b>yes</b>
Steps have nosing: <b>no</b>	
The space under the stairs is blocked off: <b>there is none</b>	Handrail on either side: <b>no</b>
Continuous handrails on half-landings: <b>no</b>	Handrail extends at top and bottom of stairs: <b>no</b>
Strip of surface of a different texture and contrasting colour at the top and bottom of the stairs: <b>no</b>	
<b>Lifts</b>	
Cab with audio signals: <b>no</b>	Control buttons in contrasting colour: <b>yes</b>
Keypad with numbers in relief: <b>no</b>	Keypad with numbers in Braille: <b>yes</b>



## 4 STAR HOTELS

- 1 **A&H Plaza de Liceo**
- 2 **A.T. Suit Kris  
Aeropuerto**
- 3 **Abba Avenida de  
América**
- 4 **AC Hotel Aitana**
- 5 **AC Hotel Aravaca**
- 6 **AC Hotel Atocha**
- 7 **AC Hotel Carlton Madrid**
- 8 **AC Hotel Cuzco**
- 9 **AC Hotel Los Vascos**
- 10 **AC Hotel Madrid Feria**
- 11 **AC Hotel Monte Real**
- 12 **AC Hotel Recoletos**
- 13 **Ada Palace**
- 14 **Agora Juan de Austria**
- 15 **Agumar**
- 16 **Atlántico**
- 17 **Auditorium Madrid**
- 18 **Axor Barajas**
- 19 **Axor Feria**
- 20 **Ayre Gran Hotel Colón**
- 21 **Barceló Castellana  
Norte**
- 22 **Barceló Torre Arias**
- 23 **Catalonia Atocha**
- 24 **Catalonia Centro**
- 25 **Catalonia Gran Vía**
- 26 **Catalonia Las Cortes**
- 27 **Catalonia Moratín**
- 28 **Catalonia  
Plaza Mayor**



1 HOTELS

2 HOTELS

3 HOTELS

4  
HOTELS

5 HOTELS

Hs GUEST HOUSE  
HOSTELS



## 4 STAR HOTELS

- 29 **Clarion Preciados**
- 30 **Clement Barajas**
- 31 **Confortel Alcalá Norte**
- 32 **Confortel Atrium**
- 33 **Confortel Madrid Pío XII**
- 34 **Confortel Suites Madrid**
- 35 **Convención**
- 36 **Crowne Plaza Madrid Airport**
- 37 **Dehesa Real**
- 38 **Emperador**
- 39 **Emperatriz**
- 40 **Foxá M-30**
- 41 **High Tech Madrid Aeropuerto**
- 42 **High Tech Nueva Castellana**
- 43 **High Tech President Castellana**
- 44 **Holiday Inn Madrid**
- 45 **Holiday Inn Madrid Callé Alcalá**
- 46 **Husa Moncloa**
- 47 **Husa Paseo del Arte**
- 48 **Intur Palacio San Martín**
- 49 **Liabeny**
- 50 **Lope de Vega**
- 51 **Lusso Infantas**
- 52 **María Elena Palace**
- 53 **Mayorazgo**

1 HOTELS

2 HOTELS

3 HOTELS

4  
HOTELS

5 HOTELS

Hs GUEST HOUSE  
HOSTELS







## 4 STAR HOTELS

**1** HOTELS

**2** HOTELS

**3** HOTELS

**4**  
HOTELS

**5** HOTELS

**Hs** GUEST HOUSE  
HOSTELS

**54** **Me Madrid Reina Victoria**

**55** **Meliá Avenida de América**

**56** **Meliá Barajas**

**57** **Meninas**

**58** **Mercure Madrid Plaza de España**

**59** **NH Abascal**

**60** **NH Eurobuilding**

**61** **NH La Habana**

**62** **NH Las Tablas**

**63** **NH Mercader**

**64** **NH Nacional**

**65** **NH Parque de las Avenidas**

**66** **NH Paseo del Prado de Madrid**

**67** **NH Ribera del Manzanares**

**68** **Novotel Campo de las Naciones**

**69** **Novotel Madrid Sanchinarro**

**70** **Novotel Puente de la Paz**

**71** **Nuevo Boston**

**72** **Nuevo Madrid**

**73** **Ópera**

**74** **Osuna**

**75** **Petit Palace Alcalá Torre**



## 4 STAR HOTELS

- 76 **Petit Palace Art Gallery**
- 77 **Petit Palace Mayor**
- 78 **Petit Palace Plaza del Carmen**
- 79 **Petit Palace Posada del Peine**
- 80 **Posada del Dragón**
- 81 **Praga**
- 82 **Pullman Madrid Airport & Feria**
- 83 **Quo Puerta del Sol**
- 84 **Radisson BLU Hotel, Madrid Prado**
- 85 **Rafael Hoteles Atocha**
- 86 **Rafael Hoteles Orense**

- 87 **Rafael Hoteles Ventas**
- 88 **Santos Maydrit**
- 89 **Senator España**
- 90 **Senator Gran Vía**
- 91 **Silken Puerta Madrid**
- 92 **Tach Clement Barajas**
- 93 **Tryp Madrid Alameda Aeropuerto**
- 94 **Vincci Capitol**
- 95 **Vincci Soho**
- 96 **Vincci Soma (Antiguo Bouzá)**
- 97 **Vincci Vía 66**



**1** HOTELS

**2** HOTELS

**3** HOTELS

**4**  
HOTELS

**5** HOTELS

**Hs** GUEST HOUSE  
HOSTELS



### A & H PLAZA DEL LICEO HOTEL

Calle Moscatelar, 20  
28043 Madrid

**Telephone:** 91 300 59 60  
**Fax:** 91 300 09 35

**Web:** www.ah-hoteles.com

**Metro without lift:** Arturo Soria

**Bus:** 120 and 122

#### ACCESS

- The main entrance has stairs and an alternative ramp. The ramp is more than **12 m** long, and has an incline which varies between **8%** and **10%**. There is a handrail.
- The automatic glass door is **1.40 m** wide. It is not marked with horizontal strips or a logo in a contrasting colour.



#### ACCESSIBILITY - HEARING IMPAIRED

<b>Room</b>	
Internet connection: <b>yes</b>	TV which communicates with reception: <b>no</b>
TV with teletext decoder: <b>yes</b>	TV has alarm clock with visual alert: <b>no</b>
Bedside plug socket: <b>yes</b>	Entrance door with peephole: <b>no</b>
Written information on available services: <b>yes</b>	Light signals to indicate a knock at the door: <b>no</b>
<b>Communal WCs</b>	
Door lock with visual aid to indicate either free or occupied: <b>no</b>	Cubicle doors with a gap underneath to see if there is someone inside: <b>no</b>
<b>Lifts</b>	
Visual signs indicating the floor and direction of movement, both inside and outside the cab: <b>yes</b>	Emergency button with a light to show that the emergency call has been received: <b>no</b>
<b>Emergency system</b>	
Emergency alarm systems with visual alerts: <b>no</b>	



#### ACCESSIBILITY - PHYSICALLY DISABLED

<b>Adapted room</b>	No. adapted rooms: <b>1</b>
On 1st floor, accessible	Width of door: <b>77 cm</b>
Clear turning circle inside (diameter): <b>Ø 150 cm</b>	Height of climate control: remote control
Height of bed: <b>55 cm</b>	Space for access to the bed: right hand side <b>63 cm</b> , left hand side <b>67 cm</b>
Wardrobe doors: <b>Folding with door knobs, difficult to open</b>	Height of hanger rail: <b>193 cm</b>

<b>Bathroom in adapted room</b>	
Door: outward opening with a width of <b>78 cm</b>	Clear turning circle inside (diameter): <b>Ø 150 cm</b>
<b>Toilet:</b>	
Seat height: <b>42 cm</b>	Height of flush mechanism: <b>78 cm</b>
Approach area: side <b>89 cm</b>	No grab bars
<b>Basin:</b>	
Height beneath the basin: <b>87 cm</b>	Tap: <b>mixer tap</b>
Height of the lower edge of the mirror: <b>90 cm</b>	Height of bathroom fittings: <b>120-150 cm</b>
<b>Shower:</b>	
Shower floor: <b>non-slip</b>	Shower base: <b>level with floor</b>
No grab bars	

<b>Lifts</b>	
Number of lifts: <b>2</b>	
<b>Lift 1</b>	
<b>Accessible up to the door</b>	Width and depth of cab: <b>102 and 128 cm</b>
Width of door: <b>80 cm</b>	
<b>Lift 2</b>	
<b>Accessible up to the door</b>	Width and depth of cab: <b>84 and 108 cm</b>
Width of door: <b>70 cm</b>	



## ACCOMMODATION



Other amenities	Location	Access	Main characteristics
Reception	Ground floor	Accessible	Height of reception desk: <b>120 cm</b>
Cafeteria	Ground floor	Accessible	Height of bar: <b>114 cm</b> Height of table: <b>75 cm</b> Height beneath table: <b>67 cm</b> Width beneath table: <b>54 cm</b> Depth beneath table: <b>66 cm</b>
Restaurant / Breakfast buffet	Ground floor	Accessible	Height of buffet bar: <b>75 cm</b> Height of table: <b>67 cm</b> Height beneath table: <b>69 cm</b> Width beneath table: <b>54 cm</b> Depth beneath table: <b>66 cm</b>
Parking	Basement -1	Accessible	There are no parking space for people with limited mobility ( <b>PRM</b> )



## ACCESSIBILITY - VISUALLY IMPAIRED

### Signs

Signs the same size: **yes**, average height of **170-180 cm** and a font size of **≥ 1.5 cm**

Lettering in a colour which contrasts with the background: **yes**; Text and symbols: **not in relief** and **not in Braille**

### Main stairs

Edge of stairs marked with a non-slip strip in a contrasting colour: **no**; Side protection skirting board of **≥ 12 cm** on both sides: **no**

Steps have a riser: **yes**; All steps are the same height: **yes**

Steps have nosing: **no**

The space under the stairs is blocked off: **yes**; Handrail on either side: **yes**

Continuous handrails on half-landings: **no**; Handrail extends at top and bottom of stairs: **no**

Strip of surface of a different texture and contrasting colour at the top and bottom of the stairs: **no**



## 4 STAR HOTELS



### AT. SUIT KRIS AEROPUERTO

✉ Calle de Capezo, 8  
28022 Madrid

☎ Telephone: 91 305 90 55  
Fax: 91 312 18 35

🌐 Web: [www.krishoteles.com](http://www.krishoteles.com)

🚌 Bus: 77

### ACCESS

- The main entrance is accessible and has a level surface. The main entrance has an automatically revolving glass door with an opening of **1.30 m**.
- There are glass swing doors on either side of the revolving door, both of which are **1 m** wide.
- None of the doors are marked with horizontal strips or a logo in a contrasting colour.



## ACCESSIBILITY - HEARING IMPAIRED

### Room

Internet connection: **yes**; TV which communicates with reception: **no**

TV with teletext decoder: **yes**; TV has alarm clock with visual alert: **no**

Bedside plug socket: **yes**; Entrance door with peephole: **yes**

Written information on available services: **yes**; Light signals to indicate a knock at the door: **no**

### Communal WCs

Door lock with visual aid to indicate either free or occupied: **no**; Cubicle doors with a gap underneath to see if there is someone inside: **no**

### Lifts

Visual signs indicating the floor and direction of movement, both inside and outside the cab: **yes**; Emergency button with a light to show that the emergency call has been received: **yes**

### Emergency system

Emergency alarm systems with visual alerts: **no**



## ACCOMMODATION



### ACCESSIBILITY – PHYSICALLY DISABLED

<b>Adapted room (No. 112)</b>	No. of adapted rooms: 5
On 1 <sup>st</sup> floor, accessible via lift from parking area. From reception, not accessible, via a ramp with a width of <b>115 cm</b> , a length of <b>310 cm</b> and an incline of <b>28.6%</b> . Handrail on one side, height of <b>114 cm</b>	Width of door: <b>77 cm</b>
Clear turning circle inside (diameter): <b>Ø 150 cm</b>	Height of climate control: <b>140 cm</b> with remote control
Height of bed: <b>50 cm</b>	Space for access to the bed: right hand side <b>100 cm</b> , left hand side <b>30 cm</b>
Wardrobe doors: <b>With knobs, easy to open</b>	Height of hanger rail: <b>180 cm</b>
Height of wardrobe shelves and drawers: <b>20-80 cm</b>	
<b>Bathroom in adapted room</b>	
Door: opens both ways with a width of <b>80 cm</b>	Clear turning circle inside (diameter): <b>Ø 150 cm</b>
<b>Toilet:</b>	
Seat height: <b>50 cm</b>	Height of flush mechanism: <b>110 cm</b>
Approach area: front <b>100 cm</b>	No grab bar on the right hand side
Fixed grab bar on the left hand side: <b>80 cm</b>	
<b>Basin:</b>	
Height and clearance beneath the basin: <b>64 cm and 60 cm</b>	Tap: <b>mixer tap</b>
Height of the lower edge of the mirror: <b>80 cm</b>	Height of bathroom fittings: <b>70 cm</b>
<b>Shower:</b>	
Width of approach to shower: <b>120 cm</b>	Shower base: <b>level with floor</b>
Shower floor: <b>non-slip</b>	Shower stool: <b>fixed with backrest</b>
No horizontal grab bar	No vertical grab bar
Tap: <b>mixer tap</b>	Height of tap: <b>70 cm</b> on accessible wall
Adjustable shower-head height: yes, <b>140 cm</b>	No shower screen
<b>Adapted bathroom in communal areas</b>	
On first floor, not accessible from reception, details of ramp as above:	Number of adapted toilets: 2, 1 one for men, 1 for women
Clear turning circle inside (diameter): <b>Ø 150 cm</b>	Door: sliding with a width of <b>73 cm</b>
<b>Toilet:</b>	
Seat height: <b>40 cm</b>	Height of flush mechanism: <b>77 cm</b>
Approach area: right hand side <b>140 cm</b> , front <b>150 cm</b>	Fixed grab bar on right hand side: <b>77 and 79 cm</b>



## ☆☆☆☆ 4 STAR HOTELS

Suit Kris  
Aeropuerto



Fixed grab bar on left hand side: <b>97 cm</b>	Distance between bars: <b>75 cm</b>
<b>Basin:</b>	
Height and clearance beneath the basin: <b>70 cm and 45 cm</b>	Tap: <b>mixer tap</b>
Height of the lower edge of the mirror: <b>100 cm</b>	Height of bathroom fittings: <b>90-120 cm</b>
<b>Lifts</b>	
<b>Accessible on all floors, except on the ground floor, where it is accessed via earlier described ramp</b>	Number of lifts: 8, connecting all floors
Width of door: <b>80 cm</b>	Height of call buttons: <b>105 cm</b>
Height of lift buttons: <b>107-127 cm</b>	Width and depth of cab: <b>99 and 125 cm</b>
	Height of handrail: <b>87 cm</b>

Other amenities	Location	Access	Main characteristics
Reception	Ground floor	Accessible	Height of reception desk: <b>111 cm</b>
Cafeteria	First floor	Not accessible via reception, via ramp described above	Height of bar: <b>112 cm</b> Height of table: <b>73 cm</b> Height beneath table: <b>70 cm</b> Width beneath table: <b>80 cm</b>
Restaurant / Breakfast buffet	First floor	Not accessible via reception, via ramp described above	Height of buffet bar: <b>73-90 cm</b> Height of table: <b>73 cm</b> Height beneath table: <b>70 cm</b> Width beneath table: <b>80 cm</b> Depth beneath table: <b>36 cm</b>
Meeting rooms (3)	Second floor	Accessible via lift	Height of table: <b>75 cm</b> Height beneath table: <b>73 cm</b> Width beneath table: <b>200 cm</b> Depth beneath table: <b>104 cm</b>

## ACCOMMODATION



Pool	Ground floor, outdoor garden area	Accessible via a ramp which is <b>1.30 m</b> wide, <b>15 m</b> long and an incline of <b>3.5%</b> . Handrail on one side.	No hoist for getting into the pool. No specially adapted changing rooms or toilets.
Parking	Basement -1	Accessible via lift, excluding from reception	There are 2 parking spaces for people with limited mobility ( <b>PRM</b> ), indicated by the disabled parking sign ( <b>ISA</b> )

## ACCESSIBILITY - VISUALLY IMPAIRED

### Signs

Signs the same size: **yes**, average height of **180 cm** and a font size of **≥ 1.5 cm**

Lettering in a colour which contrasts with the background: **yes**; and not in Braille

### Main stairs

Edge of stairs marked with a non-slip strip in a contrasting colour: **no**

Side protection skirting board of **≥ 12 cm** on both sides: **yes**

Steps have a riser: **yes**

All steps are the same height: **yes**

Steps have nosing: **yes**

Handrail on either side: **yes**

The space under the stairs is blocked off: **yes**

Handrail extends at top and bottom of stairs: **no**

Continuous handrails on half-landings: **no**

Handrail extends at top and bottom of stairs: **no**

Strip of surface of a different texture and contrasting colour at the top and bottom of the stairs: **no**

Lifts

Cab with audio signals: **no**

Control buttons in contrasting colour: **yes**

Keypad with numbers in relief: **yes**

Keypad with numbers in Braille: **yes**



## 4 STAR HOTELS



### ABBA AVENIDA DE AMÉRICA HOTEL

Avenida de América, 32  
28028 Madrid

Telephone: 91 212 50 00  
Fax: 91 212 50 01

Web: [www.abbamadridhotel.com](http://www.abbamadridhotel.com)

Metro without lift: Cartagena and Avda. América

Bus: 1, 72, 114, 115 and 122

### ACCESS

- The main entrance is accessible and has a level surface.
- The main entrance has an automatic revolving glass door.
- There is an alternative swing door, **90 cm** wide, next to the revolving door.



## ACCESSIBILITY - HEARING IMPAIRED

### Room

Internet connection: **yes**

TV which communicates with reception: **no**

TV with teletext decoder: **yes**

TV has alarm clock with visual alert: **no**

Bedside plug socket: **yes**

Entrance door with peephole: **no**

Written information on available services: **yes**

Light signals to indicate a knock at the door: **no**

### Communal WCs

Door lock with visual aid to indicate either free or occupied: **no**

Cubicle doors with a gap underneath to see if there is someone inside: **no**

### Lifts

Visual signs indicating the floor and direction of movement, both inside and outside the cab: **yes**

Emergency button with a light to show that the emergency call has been received: **no**

### Emergency system

Emergency alarm systems with visual alerts: **no**


**ACCESSIBILITY - PHYSICALLY DISABLED**

<b>Adapted room</b>	No. of adapted rooms: <b>3</b>
Accessible via lift	Width of door: <b>77 cm</b>
Clear turning circle inside (diameter): <b>Ø 150 cm</b>	Height of climate control: <b>144 cm</b>
Height of bed: <b>57 cm</b>	Space for access to the bed: right hand side <b>61 cm</b> , left hand side <b>81 cm</b>
Wardrobe doors: <b>With knobs, difficult to open</b>	Height of hanger rail: <b>174 cm</b>
<b>Bathroom in adapted room</b>	
Door: inward opening with a width of <b>74.5 cm</b>	Clear turning circle inside (diameter): <b>Ø 150 cm</b>
<b>Toilet:</b>	
Seat height: <b>40 cm</b>	Height of flush mechanism: <b>80 cm</b>
Approach area: side <b>138 cm</b>	Fixed grab bar: <b>66 cm</b>
<b>Basin:</b>	
Height of bathroom fittings: <b>80-100 cm</b>	Tap: mixer tap
Height of the lower edge of the mirror: <b>102 cm</b>	Height of bathroom fittings: <b>81-145 cm</b>
<b>Shower:</b>	
Height of bath: <b>47 cm</b>	No horizontal grab bar
Transfer bench: <b>no</b>	Vertical grab bar: <b>73-84 cm</b>
Mixer tap at <b>50 cm</b> on narrow wall	
<b>Adapted bathroom in communal areas</b>	
On <b>first floor</b> , accessible	Door: outward opening with a width of <b>74 cm</b>
Clear turning circle inside (diameter): <b>Ø 150 cm</b>	Number of adapted toilets: <b>1</b>
<b>Toilet:</b>	
Seat height: <b>41 cm</b>	Height of flush mechanism: <b>80 cm</b>
Approach area: front <b>90 cm</b>	Folding grab bar on both sides
<b>Basin:</b>	
Height of bathroom fittings: <b>96 cm</b>	Tap: <b>mixer tap</b>
Height of the lower edge of the mirror: <b>93 cm</b>	

<b>Lifts</b>	Number of lifts: <b>3</b>
<b>Accessible up to the door</b>	Width and depth of cab: <b>117 and 132 cm</b>
Width of door: <b>80 cm</b>	



Other amenities	Location	Access	Main characteristics
Reception	Ground floor	Accessible	Height of reception desk: <b>110 cm</b>
Cafeteria	Ground floor	Accessible via ramp with a length of <b>3.19 m</b> and an incline of <b>10%</b>	Height of bar: <b>106 cm</b> Height of table: <b>46 cm</b>
Restaurant / Breakfast buffet	Ground floor	Accessible via ramp with a length of <b>3.19 m</b> and an incline of <b>10%</b>	Height of buffet bar: <b>90 cm</b> Height of table: <b>76 cm</b> Height beneath table: <b>73 cm</b> Width beneath table: <b>31 cm</b> Depth beneath table: <b>10 cm</b>
Meeting rooms (5)	First floor	Accessible via lift	Height of table: <b>73 cm</b> Height beneath table: <b>67 cm</b> Width beneath table: <b>160 cm</b> Depth beneath table: <b>50 cm</b>
Parking		Accessible	There is <b>1</b> unmarked parking space for people with limited mobility ( <b>PRM</b> )



### ACCESSIBILITY – VISUALLY IMPAIRED

#### Signs

Signs the same size: **yes**, average height of **126-156 cm** and a font size of **≥ 1.5 cm**

Lettering in a colour which contrasts with the background: **yes**; and not in Braille

#### Main stairs

Edge of stairs marked with a non-slip strip in a contrasting colour: **no**

Side protection skirting board of **≥ 12 cm** on both sides: **yes**

Steps have a riser: **yes**  
Steps have nosing: **yes**

All steps are the same height: **yes**

The space under the stairs is blocked off: **no**

Handrail on either side: **yes**

Continuous handrails on half-landings: **yes**

Handrail extends at top and bottom of stairs: **no**

Strip of surface of a different texture and contrasting colour at the top and bottom of the stairs: **no**

#### Lifts

Cab with audio signals: **no**

Control buttons in contrasting colour: **yes**

Keypad with numbers in relief: **yes**


Keypad with numbers in Braille: **yes**




## 4 STAR HOTELS




### AC AITANA HOTEL

 Paseo de la Castellana, 152  
28046 Madrid

 Telephone: 91 548 49 70  
Fax: 91 458 49 71

 Web: [www.ac-hoteles.com](http://www.ac-hoteles.com)

 Metro without lift: Santiago Bernabeu

 Bus: 5, 27, 40, 126 and 147

#### ACCESS

- The main entrance is accessible by way of a ramp which avoids having to negotiate **2** steps. The ramp is **1.5 m** long, and has an incline of **16%**.
- The automatic sliding glass door is **1.5 m** wide, and is not marked with horizontal strips or a logo in a contrasting colour.



### ACCESSIBILITY – HEARING IMPAIRED

#### Room

Internet connection: **yes**

TV which communicates with reception: **no**

TV with teletext decoder: **yes**

TV has alarm clock with visual alert: **no**

Bedside plug socket: **yes**

Entrance door with peephole: **no**

Written information on available services: **yes**

Light signals to indicate a knock at the door: **no**

#### Communal WCs

Door lock with visual aid to indicate either free or occupied: **no**

Cubicle doors with a gap underneath to see if there is someone inside: **no**

#### Lifts

Visual signs indicating the floor and direction of movement, both inside and outside the cab: **yes**

Emergency button with a light to show that the emergency call has been received: **no**

#### Emergency system

Emergency alarm systems with visual alerts: **no**




**ACCESSIBILITY - PHYSICALLY DISABLED**

<b>Adapted room (No. 109)</b>	No. of adapted rooms: <b>1</b>
On <b>4<sup>th</sup> floor</b> , accessible.	Width of door: <b>78.5 cm</b>
Clear turning circle inside (diameter): <b>Ø 150 cm</b>	Height of climate control: <b>137 cm</b>
Height of bed: <b>50 cm</b>	Space for access to the bed: right hand side <b>98 cm</b> , left hand side <b>123 cm</b>
Wardrobe doors: <b>sliding, with knobs, difficult to open</b>	Height of hanger rail: <b>174 cm</b> , hangers suitable for long-sleeved clothes
Height of wardrobe shelves and drawers: <b>160-180 cm</b>	
<b>Bathroom in adapted room</b>	
Door: sliding with a width of <b>80 cm</b>	Clear turning circle inside (diameter): <b>Ø 150 cm</b>
<b>Toilet:</b>	
Seat height: <b>42 cm</b>	Height of flush mechanism: <b>78 cm</b>
Approach area: left hand side <b>129 cm</b> , front <b>130 cm</b>	Folding grab bar on the left hand side: <b>85 cm</b>
No grab bar on the right hand side	
<b>Basin:</b>	
Height and clearance beneath the basin: <b>80.5 cm and 29 cm</b>	Tap: <b>mixer tap</b>
Height of the lower edge of the mirror: <b>60 cm</b>	Height of bathroom fittings: <b>134 cm</b>
<b>Bath:</b>	
Height of bath: <b>51 cm</b>	Height and location of horizontal grab bar: <b>70-80 cm</b>
Transfer platform: <b>there is none</b>	Has no vertical grab bar
Mixer tap at <b>60 cm</b> on narrow wall	Shower head at <b>142-198 cm</b> . Adjustable
Folding screen	
<b>Adapted bathroom in communal areas</b>	Number of adapted toilets: <b>1 cubicle</b>
On <b>ground floor</b> , accessible	Door: indoor swinging with a width of <b>77 cm</b>
Clear turning circle inside (diameter): <b>Ø 150 cm</b>	
<b>Toilet:</b>	
Seat height: <b>40 cm</b>	Height of flush mechanism: <b>80 cm</b>
Approach area: right hand side <b>40 cm</b> , left hand side <b>40 cm</b>	Fixed grab bar on right hand side: <b>88 cm</b>
No grab bar on left hand side	
<b>Basin:</b>	
Height and clearance beneath the basin: <b>72 cm and 30 cm</b>	Tap: <b>mixer tap</b>
Height of the lower edge of the mirror: <b>91 cm</b>	Height of bathroom fittings: <b>136 cm</b>

<b>Lifts</b>	
<b>Accessible up to the door</b>	Height of call buttons: <b>92 cm</b>
Width of door: <b>78 cm</b>	Width and depth of cab: <b>112 and 140 cm</b>
Height of lift buttons: <b>99-121 cm</b>	

Other amenities	Location	Access	Main characteristics
Reception	Ground floor	Accessible	Height of reception desk: <b>111 cm</b>
Cafeteria	Ground floor	Accessible	Height of bar: <b>100 cm</b> Height of table: <b>76 cm</b> Height beneath table: <b>72 cm</b> Width beneath table: <b>51 cm</b> Depth beneath table: <b>70 cm</b>
Restaurant / Breakfast buffet	Ground floor	Accessible	Height of buffet bar: <b>95 cm</b> Height of table: <b>76 cm</b> Height beneath table: <b>72 cm</b> Width beneath table: <b>51 cm</b> Depth beneath table: <b>70 cm</b>
Meeting rooms (1)	Ground floor	Accessible	Height of table: <b>71 cm</b> Height beneath table: <b>71 cm</b>
Parking		Accessible	There is 1 parking space for people with limited mobility ( <b>PRM</b> )
Gym	First floor	Accessible via lift	No specially adapted changing rooms or toilets





### ACCESSIBILITY – VISUALLY IMPAIRED

#### Signs

Signs the same size: **yes**, average height of **155-175 cm** and a font size of **≥ 1.5 cm**

Lettering in a colour which contrasts with the background: **yes**; Text and symbols: **not in relief** and **not in Braille**

#### Main stairs

Edge of stairs marked with a non-slip strip in a contrasting colour: **no**; Side protection skirting board of **≥ 12 cm** on both sides: **yes**

Steps have a riser: **yes**; All steps are the same height: **yes**

Steps have nosing: **yes**

The space under the stairs is blocked off: **yes**; Handrail on either side: **no**

Continuous handrails on half-landings: **yes**; Handrail extends at top and bottom of stairs: **no**

Strip of surface of a different texture and contrasting colour at the top and bottom of the stairs: **no**

#### Lifts

Cab with audio signals: **yes**; Control buttons in contrasting colour: **yes**


Keypad with numbers in relief: **yes**; Keypad with numbers in Braille: **no**




## 4 STAR HOTELS




### AC ARAVACA HOTEL

 Camino de la Zarzuela, 3  
28023 Madrid

 Telephone: 91 740 06 80  
Fax: 91 740 06 81

 Web: [www.ac-hoteles.com](http://www.ac-hoteles.com)

 Bus: 161,162

#### ACCESS

- The main entrance of the hotel has a ramp **1.05 m** wide, **5.70 m** long and with a steep incline of **14%**. The ramp avoids having to negotiate **5** steps.
- The automatic sliding glass doors are **1.75 m** wide. They are not marked with horizontal strips or a logo in a contrasting colour.



### ACCESSIBILITY – HEARING IMPAIRED

#### Room

Internet connection: **yes**; TV which communicates with reception: **no**

TV with teletext decoder: **yes**; TV has alarm clock with visual alert: **no**

Bedside plug socket: **yes**; Entrance door with peephole: **no**

Written information on available services: **yes**; Light signals to indicate a knock at the door: **no**

#### Communal WCs

Door lock with visual aid to indicate either free or occupied: **no**; Cubicle doors with a gap underneath to see if there is someone inside: **no**

#### Lifts

Visual signs indicating the floor and direction of movement, both inside and outside the cab: **yes**; Emergency button with a light to show that the emergency call has been received: **no**

#### Emergency system

Emergency alarm systems with visual alerts: **no**



## ACCOMMODATION



### ACCESSIBILITY - PHYSICALLY DISABLED

<b>Adapted room</b>	No. of adapted rooms: 1
On <b>ground floor</b> , accessible.	Width of door: <b>76 cm</b>
Clear turning circle inside (diameter): <b>Ø 150 cm</b>	Height of climate control: <b>158 cm</b>
Height of bed: <b>60 cm</b>	Space for access to the bed: right hand side <b>60 cm</b> , left hand side <b>150 cm</b>
Wardrobe doors: <b>sliding, with knobs, difficult to open</b>	Height of hanger rail: <b>180 cm</b>
Height of wardrobe shelves and drawers: <b>20-190 cm</b>	
<b>Bathroom in adapted room</b>	
Door: sliding with a width of <b>81 cm</b>	Clear turning circle inside (diameter): <b>Ø 150 cm</b>
<b>Toilet:</b>	
Seat height: <b>41 cm</b>	Height of flush mechanism: <b>80 cm</b>
Approach area: front	Folding grab bar on the right hand side
Folding grab bar on the left hand side	
<b>Basin:</b>	
Height and clearance beneath the basin: <b>73 cm and 23 cm</b>	Tap: <b>mixer tap</b>
Height of the lower edge of the mirror: <b>90 cm</b>	Height of bathroom fittings: <b>130 cm</b>
<b>Bath:</b>	
Height of bath: <b>51 cm</b>	Height and location of horizontal grab bar: <b>58-72 cm</b>
Transfer platform: <b>there is none</b>	Has no vertical grab bar
Mixer tap on narrow wall	
<b>Adapted bathroom in communal areas</b>	Number of adapted toilets: 1
Accessible	Door: indoor opening with a width of <b>77 cm</b>
Clear turning circle inside (diameter): <b>Ø 150 cm</b>	
<b>Toilet:</b>	
Seat height: <b>41 cm</b>	Height of flush mechanism: <b>80 cm</b>
Approach area: neither <b>&gt; 80 cm</b>	Fixed grab bar on opposite wall to approach: <b>72-100 cm</b>
No grab bar on approach side	
<b>Basin:</b>	
Height and clearance beneath the basin: <b>77 cm and 31 cm</b>	Tap: <b>mixer tap</b>
Height of the lower edge of the mirror: <b>85 cm</b>	Height of bathroom fittings: <b>116 cm</b>
<b>Lifts</b>	
<b>Accessible up to the door</b>	Width and depth of cab: <b>106 and 133 cm</b>
Width of door: <b>82 cm</b>	



## 4 STAR HOTELS

AC Aravaca

Other amenities	Location	Access	Main characteristics
Reception	Ground floor	Accessible	Height of reception desk: <b>105 cm</b>
Cafeteria	Ground floor	Accessible	Height of bar: <b>90-150 cm</b> Height of table: <b>74 cm</b> Height beneath table: <b>68 cm</b> Width beneath table: <b>130 cm</b> Depth beneath table: <b>90 cm</b>
Restaurant / Breakfast buffet	Ground floor	Accessible	Height of table: <b>76 cm</b> Height beneath table: <b>72 cm</b> Width beneath table: <b>51 cm</b> Depth beneath table: <b>70 cm</b>
Parking	Basement -1	Accessible via lift	There is 1 parking space for people with limited mobility ( <b>PRM</b> ), indicated by the disabled parking sign ( <b>ISA</b> )



### ACCESSIBILITY - VISUALLY IMPAIRED

<b>Signs</b>	Signs the same size: <b>yes</b> , average height of <b>165 cm</b> and a font size of <b>≥ 1.5 cm</b>
Lettering in a colour which contrasts with the background: <b>yes</b>	Text and symbols: <b>not in relief and not in Braille</b>
<b>Main stairs</b>	
Edge of stairs marked with a non-slip strip in a contrasting colour: <b>no</b>	Side protection skirting board of <b>≥ 12 cm</b> on both sides: <b>yes</b>
Steps have a riser: <b>yes</b>	All steps are the same height: <b>yes</b>
Steps have nosing: <b>yes</b>	
The space under the stairs is blocked off: <b>yes</b>	Handrail on either side: <b>yes</b>
Continuous handrails on half-landings: <b>yes</b>	Handrail extends at top and bottom of stairs: <b>no</b>
Strip of surface of a different texture and contrasting colour at the top and bottom of the stairs: <b>no</b>	
<b>Lifts</b>	
Cab with audio signals: <b>no</b>	Control buttons in contrasting colour: <b>yes</b>
Keypad with numbers in relief: <b>yes</b>	Keypad with numbers in Braille: <b>yes</b>


**AC ATOCHA HOTEL**

-  Calle Delicias, 42  
28045 Madrid
-  **Telephone:** 91 506 22 21  
**Fax:** 91 506 22 22
-  **Web:** www.hotelacatocha.com
-  **Metro with lift:** Atocha Renfe
-  **Bus:** 19 and 27

**ACCESS**

- The entrance to the hotel is level with the street. It has a clearance width of **2.00 m**.
- The main entranceway has a central **15 cm** high step followed by a non-accessible revolving glass door. The clearance width is **1.30 m**. There is a control to stop and reduce the speed of the revolving door both inside and outside at a height of **1 m**.
- On either side of the revolving door are two PRM accessible doors. They can be reached via a **1 m** wide ramp with a **6.9%** incline. These are single, manual, outward opening glass doors with a clearance width of **1 m**. They are marked with double horizontal stripes but not in contrasting colours.
- The door has a video intercom located at a height of **1.20 m**. Video intercom is operated using a single button but is not accessible via the alternative PRM entranceway.
- Doormats are securely affixed to the floor in front of the alternative doors as well as within the revolving door.
- There is an accessible route that takes guests straight to the reception and help desk.


**ACCESSIBILITY – HEARING IMPAIRED**

<b>Room</b>	
Internet connection: <b>yes</b>	Written information on available services: <b>yes</b>
TV which communicates with reception: <b>no</b>	TV has alarm clock with visual alert: <b>no</b>
Bedside plug socket: <b>yes</b>	Entrance door with peephole: <b>no</b>
Light signals to indicate a knock at the door: <b>no</b>	Emergency alarms with visual alerts: <b>no</b>
<b>Communal WCs</b>	
Door lock with visual aid to indicate either free or occupied: <b>no</b>	Cubicle doors with a gap underneath to see if there is someone inside: <b>no</b>
<b>Lifts</b>	
Visual signs indicating the floor and direction of movement, both inside and outside the cab: <b>yes</b>	Emergency button with a light to show that the emergency call has been received: <b>yes</b>
<b>Emergency system</b>	
Emergency alarm systems with visual alerts: <b>no</b>	


**ACCESSIBILITY – PHYSICALLY DISABLED**

<b>Adapted room (D116)</b>	
On the 1st floor, accessible via lift	Number of adapted rooms: <b>1</b>
Clear turning circle inside (diameter): <b>Ø 150 cm</b>	Width of door: <b>74 cm</b>
Height of bed: <b>52 cm</b>	Height of climate control: <b>130 cm</b>
	Space for access to the bed: right hand side $\geq$ <b>120 cm</b> left hand side <b>76 cm</b>
Wardrobe doors: <b>none</b>	Height of hanger rail: <b>190 cm</b> – with long sleeve hangers available from reception
Min. and max. height of wardrobe shelves and drawers: <b>50 cm and 160 cm</b>	
<b>Bathroom in adapted room</b>	
Door: Sliding door with a width of <b>93 cm</b>	Clear turning circle inside (diameter): <b>Ø 150 cm</b>
<b>Toilet:</b>	
Seat height: <b>44 cm</b>	Height of flush mechanism: <b>78 cm</b>
Approach area: right hand side <b>120 cm</b> , front <b>83 cm</b>	Folding grab bar on the right hand side: <b>78 cm</b>
Fixed horizontal grab bar on the left hand side: <b>79 cm</b>	Distance between bars: <b>66 cm</b>



## ACCOMMODATION



<b>Basin:</b>	
Height and clearance beneath the basin: <b>72 cm and 50 cm</b>	Tap: <b>mixer tap easy to use</b>
Height of the lower edge of the mirror: <b>115 cm</b>	Min. and max. height of bathroom fittings: <b>86 cm</b>
<b>Shower:</b>	
Width and depth of approach area: <b>78 cm and 177 cm</b>	Shower base: <b>level with the floor</b>
Shower floor: <b>non-slip</b>	Shower chair or seat: <b>no, but detachable 43 cm stool</b>
Height and location of horizontal grab bar: <b>75 cm</b> on the same wall as the tap and on wall next to tap	Height and location of vertical grab bar: <b>none</b>
Tap: <b>mixer tap easy to use</b>	Height of the tap: <b>90 cm</b>
Adjustable height shower head: <b>90 - 100 cm</b>	Shower screen: <b>none</b>
<b>Adapted toilets in communal areas</b>	
Total number of adapted toilets: <b>1</b>	
Location: <b>next to restaurant and buffet</b>	Basement - accessible via lift
Bathroom door: <b>no door</b>	Cubicle door: inward opening with a width of <b>84 cm</b>
Clear turning circle inside (diameter): <b>Ø 150 cm</b>	
<b>Toilet</b>	
Seat height: <b>44 cm</b>	Height of flush mechanism: <b>77 cm</b>
Approach area: right hand side <b>60 cm</b> and front <b>90 cm</b>	Folding grab bar on the right hand side: <b>none</b>
Folding grab bar on the left hand side: <b>70 and 84 cm</b>	
<b>Basin</b>	
Height and clearance beneath the basin: <b>70 cm and 50 cm</b>	Tap: <b>mixer tap easy to use</b>
Height of the lower edge of the mirror: <b>100 cm</b>	Min. and max. height of bathroom fittings: <b>130 cm</b>
<b>Lifts</b>	
Total number of lifts: 3 – with similar characteristics, 2 in the Delicias building, 1 in the Laci building	
Floors served: all floors	Accessible up to the door
Height of call buttons: <b>96 cm and 102 cm</b>	Width of door: <b>80 cm</b>
Width and depth of cab: <b>105 and 136 cm</b>	Min. and max. height of the call buttons: <b>90 cm and 120 cm</b>
Height of handrail: <b>94 cm</b>	Mirror opposite the door: <b>yes</b>



## 4 STAR HOTELS

AC Atocha



Other amenities	Location	Access	Main characteristics
Reception	Ground floor	Accessible	Height of reception desk: <b>112 cm</b>
Cafeteria lobby	Ground floor,	Accessible	Height of bar: <b>110 cm</b> Height of table: <b>56 cm</b> Height beneath table <b>55 cm</b> Width beneath table: <b>70 cm - diameter</b> Depth beneath table: <b>34 cm</b>
Restaurant / Breakfast buffet	Basement	Accessible via lift	Height of buffet bar: <b>87 cm</b> Height of table: <b>74 cm</b> Height beneath table <b>70 cm</b> Width beneath table: <b>75 cm</b> Depth beneath table: <b>34 cm</b>
Meeting rooms (2)	Basement	Accessible via lift	Furniture depends on the event
Gym	Basement -1 Laci building	Accessible via lift	No specially adapted changing rooms or toilets. A single standard changing cubicle
Parking	Basement floors -1, -2 and -3	Accessible via lift from the Delicias building	There are <b>5</b> parking spaces reserved for people with reduced mobility ( <b>PRM</b> ), indicated by the disabled parking sign ( <b>ISA</b> ). The reserved parking spaces have a lateral approach area of <b>120 cm</b>


**ACCESSIBILITY – VISUALLY IMPAIRED**
**Bedrooms**

Colour of door contrasts with adjacent walls: **yes** : Information about hotel services available in Braille: **no** and in large print: **no**

Room lighting with dimmer switch: **no** : TV remote control with large numbers: **yes** and in contrasting colours: **yes**

Room free of projecting elements: **yes** : Audible signals to indicate emergency alarm: **yes**

**Signs**

Signs the same size: **yes**, average height of **175 cm** and a font size of **3 cm**

Lettering in a colour which contrasts with the background: **yes** : Text and symbols: not in relief and not in **Braille**

**Main stairs**

Edge of stairs marked with a non-slip strip in a contrasting colour: **no** : Side protection skirting board of > **12 cm** on both sides: **yes**

Steps have a riser: **yes**

Steps have nosing: **yes** : All steps are the same height: **yes**

The space under the stairs is blocked off: **yes** : Handrail on either side: **yes**, just on one side

Continuous handrails on half-landings: **yes** : Handrail extends past the top and bottom of stairs: **no**

Distinctively textured and contrastingly coloured strip at the top and bottom of the stairs: **no**

**Lift**


Cab with audio signals: **yes** : Control buttons in contrasting colours: **yes**


Keypad with numbers in relief: **yes** : Keypad with numbers in Braille: **yes**


Strip of surface of a different texture and contrasting colour at entrance to lift: **no**

**Emergency System**

Audible alarm system in place in case of emergency: **yes**


**AC CARLTON MADRID HOTEL**

 Paseo de las Delicias, 26  
28045, Madrid

 **Telephone:** 91 539 71 00  
**Fax:** 91 527 85 10

 **Web:** [www.hotelaccarltonmadrid.com](http://www.hotelaccarltonmadrid.com)

 **Metro with lift:** Atocha Renfe

 **Bus:** 19 and 2

**ACCESO**

- The entrance to the hotel is level with the street in the form of a ramp with a **6.9%** incline and a clearance width of **2 m**.
- The main entranceway has a **13 cm** step. There is a revolving glass main door with a clearance width of **1.50 m**. Within the revolving door is a doormat securely affixed to the floor.
- The alternative entranceway is located along the main façade and doubles as the emergency exit. As the road is on a slight incline, there is a ramp to access it. To open the door, a video intercom must be used and this is located in the non-accessible main entrance, requires a single button to be pressed, and is located at a height of **1.24 m**. The double, outward opening manual glass door has a clearance width of **65 cm** per door.
- The ramp to the alternative door is feasible, measuring **1.55 m** in length with a **12.2%** incline. It has a clearance width of **2.55 m** but has no handrail. Neither ends of the ramp have a distinctively textured and contrastingly coloured strip to warn of the change in gradient.
- There is an accessible route that takes guests straight to the reception and help desk via the alternative entranceway, but via the main door, guest must first navigate three **18 cm** steps.



## ACCOMMODATION



### ACCESSIBILITY – HEARING IMPAIRED

#### Room

Internet connection: <b>yes</b>	Written information on available services: <b>yes</b>
TV which communicates with reception: <b>no</b>	TV has alarm clock with visual alert: <b>no</b>
Bedside plug socket: <b>yes</b>	Entrance door with peephole: <b>no</b>
Light signals to indicate a knock at the door: <b>no</b>	Emergency alarms with visual alerts: <b>no</b>

#### Communal WCs

Door lock with visual aid to indicate either free or occupied: <b>no</b>	Cubicle doors with a gap underneath to see if there is someone inside: <b>no</b>
--	--

#### Lifts

Visual signs indicating the floor and direction of movement, both inside and outside the cab: <b>yes</b>	Emergency button with a light to show that the emergency call has been received: <b>no</b>
--	--

#### Emergency system

Emergency alarm systems with visual alerts: <b>no</b>
---



### ACCESSIBILITY – PHYSICALLY DISABLED

#### Adapted room

Number of adapted rooms: <b>3</b>	
On the 1st floor, accessible via lift	Width of door: <b>90 cm</b>
Clear turning circle inside (diameter): <b>Ø 150 cm</b>	Height of climate control: <b>160 cm</b>
Height of bed: <b>50 cm</b>	Space for access to the bed: right hand side <b>130 cm</b> left hand side <b>110 cm</b>

Wardrobe doors: <b>easy to open sliding doors with a knob</b>	Height of hanger rail: <b>190 cm</b> – with long sleeve hangers
---	---

Min. and max. height of wardrobe shelves and drawers: <b>30 cm and 80 cm</b>
--

Height of bed: <b>50 cm</b>	Space for access to the bed: right hand side <b>130 cm</b> left hand side <b>110 cm</b>
-----------------------------	---

#### Bathroom in adapted room

Door: Sliding door with a width of <b>97 cm</b>	Clear turning circle inside (diameter): <b>Ø 150 cm</b>
---	---

#### Toilet:

Seat height: <b>40 cm</b>	Height of flush mechanism: <b>75 cm</b>
Approach area: left hand side <b>60 cm</b> , front <b>160 cm</b>	Fixed horizontal grab bar on the right hand side: <b>80 cm</b>
Folding grab bar on the left hand side: <b>73 - 88 cm</b>	Distance between bars: <b>55 cm</b>



## 4 STAR HOTELS

Carlton  
Madrid



<b>Basin:</b>	
Height and clearance beneath the basin: <b>79 cm and 43 cm</b>	Tap: <b>mixer tap easy to use</b>
Height of the lower edge of the mirror: <b>85 cm</b>	Min. and max. height of bathroom fittings: <b>67 cm and 85 cm</b>
<b>Shower:</b>	
Width and depth of approach area: <b>80 cm and 150 cm</b>	Shower base: <b>level with the floor</b>
Shower floor: <b>non-slip</b>	Shower chair or seat: <b>fixed and folding seats</b>
Height and location of horizontal grab bar: <b>78 cm</b> on the same wall as the tap	Height and location of vertical grab bar: <b>none</b>
Tap: <b>mixer tap easy to use</b>	Height of the tap: <b>120 cm</b> on the wall perpendicular to the fixed seat
Adjustable height shower head: <b>120 - 210 cm</b>	Shower screen: <b>sliding</b>
<b>Adapted toilets in communal areas</b>	
Location: next to reception	Total number of adapted toilets: <b>1</b>
Bathroom door: no door, clearance width of <b>113 cm</b>	Ground floor - accessible
Clear turning circle inside (diameter): <b>Ø 150 cm</b>	Cubicle door: inward opening with a width of <b>80 cm</b>
<b>Toilet</b>	
Seat height: <b>40 cm</b>	Height of flush mechanism: <b>74 cm</b>
Approach area: left hand side <b>120 cm</b> and front <b>80 cm</b>	Folding grab bar on the right hand side: <b>none</b>
Folding grab bar on the left hand side: <b>54 - 71 cm</b>	
<b>Basin</b>	
Height and clearance beneath the basin: <b>70 cm and 54 cm</b>	Tap: mixer tap easy to use
Height of the lower edge of the mirror: <b>110 cm</b>	Min. and max. height of bathroom fittings: <b>107 cm</b>
<b>Lifts</b>	
Floors served: all floors except basement -1	Total number of lifts: <b>2</b> – with the same characteristics
Height of call buttons: <b>107 cm</b>	Accessible up to the door
Width and depth of cab: <b>84 and 94 cm</b>	Width of door: <b>69 cm</b>
Height of handrail: <b>none</b>	Min. and max. height of the call buttons: <b>120 cm and 142 cm</b>
	Mirror opposite the door: <b>yes</b>



Other amenities	Location	Access	Main characteristics
Reception	Ground floor	Accessible	Height of reception desk: <b>112 cm</b>
Cafeteria	Ground floor, lobby	Accessible	Height of bar: <b>111 cm</b>
Restaurant / Breakfast buffet	Ground floor	Accessible	Height of buffet bar: <b>87 cm</b> Height of table: <b>77 cm</b> Height beneath table: <b>73 cm</b> Width beneath table: <b>75 cm</b> Depth beneath table: <b>33 cm</b>
Meeting rooms (4)	Ground floor (2), mezzanine (1), basement -1 (1)	Accessible except the one located on basement -1	Height of table: <b>77 cm</b> Height beneath table: <b>73 cm</b> Width beneath table: <b>75 cm</b> Depth beneath table: <b>33 cm</b>
Gym	8th floor	Not accessible – eighth floor only accessible from 7th floor via stairs	No specially adapted changing rooms or toilets



## ACCESSIBILITY – VISUALLY IMPAIRED

### Bedrooms

Colour of door contrasts with adjacent walls: <b>yes</b>	Information about hotel services available in Braille: <b>no</b> and in large print: <b>no</b>
Room lighting with dimmer switch: <b>no</b>	TV remote control with large numbers: <b>yes</b> and in contrasting colours: <b>yes</b>
Room free of projecting elements: <b>yes</b>	Audible signals to indicate emergency alarm: <b>yes</b>

### Signs

Signs the same size: <b>yes</b> , average height of <b>165 cm</b> and a font size of <b>3 cm</b>	
Lettering in a colour which contrasts with the background: <b>yes</b>	Text and symbols: not in relief and not in <b>Braille</b>

### Main stairs

Edge of stairs marked with a non-slip strip in a contrasting colour: <b>no</b>	Side protection skirting board of <b>12 cm</b> on both sides: <b>yes</b>
Steps have a riser: <b>yes</b>	All steps are the same height: <b>yes</b>
Steps have nosing: <b>yes</b> yes – from floors 1-8 but not from reception to 1st floor although it is carpeted, securely affixed and in good condition	
The space under the stairs is blocked off: <b>yes</b>	Handrail on either side: <b>yes</b> , just on one side
Continuous handrails on half-landings: <b>yes</b>	Handrail extends past the top and bottom of stairs: <b>no</b>
Distinctively textured and contrastingly coloured strip at the top and bottom of the stairs: <b>no</b>	

### Lift

Cab with audio signals: <b>no</b>	Control buttons in contrasting colours: <b>yes</b>
Keypad with numbers in relief: <b>no</b>	Keypad with numbers in Braille: <b>no</b>
Strip of surface of a different texture and contrasting colour at entrance to lift: <b>no</b>	

### Emergency System

Audible alarm system in place in case of emergency: <b>yes</b>
--





### AC CUZCO HOTEL

Paseo de la Castellana, 133  
28046 Madrid

**Telephone:** 91 556 06 00  
**Fax:** 91 556 03 72

**Web:** www.ac-hoteles.com

**Metro without lift:** Cuzco

**Bus:** 5, 127 and 134

### ACCESS

- The main entrance is accessible and has a level surface.
- The automatic revolving glass door has an opening of **1 m**.
- There are **2** alternative glass swing doors, both of which are **> 90 cm** wide, next to the revolving door.



### ACCESSIBILITY – HEARING IMPAIRED

<b>Room</b>	
Internet connection: <b>yes</b>	TV which communicates with reception: <b>no</b>
TV with teletext decoder: <b>yes</b>	TV has alarm clock with visual alert: <b>no</b>
Bedside plug socket: <b>yes</b>	Entrance door with peephole: <b>no</b>
Written information on available services: <b>yes</b>	Light signals to indicate a knock at the door: <b>no</b>
<b>Communal WCs</b>	
Door lock with visual aid to indicate either free or occupied: <b>no</b>	Cubicle doors with a gap underneath to see if there is someone inside: <b>no</b>
<b>Lifts</b>	
Visual signs indicating the floor and direction of movement, both inside and outside the cab: <b>yes</b>	Emergency button with a light to show that the emergency call has been received: <b>no</b>
<b>Emergency system</b>	
Emergency alarm systems with visual alerts: <b>no</b>	



### ACCESSIBILITY – PHYSICALLY DISABLED

<b>Adapted room (202)</b>	No. of adapted rooms: <b>7</b>
On <b>2<sup>nd</sup></b> floor, accessible via lift	Width of door: <b>79 cm</b>
Clear turning circle inside (diameter): <b>Ø 150 cm</b>	Height of climate control: <b>175 cm</b>
Height of bed: <b>50 cm</b>	Space for access to the bed: right and left hand side <b>&gt; 90 cm</b>
Wardrobe doors: <b>sliding, difficult to open</b>	Height of hanger rail: <b>130 cm</b>
Height of wardrobe shelves and drawers: <b>32 cm</b>	
<b>Bathroom in adapted room</b>	
Door: inward opening with a width of <b>80 cm</b>	Clear turning circle inside (diameter): <b>Ø 150 cm</b>
<b>Toilet:</b>	
Seat height: <b>40 cm</b>	Height of flush mechanism: <b>78 cm</b>
Approach area: neither <b>≥ 80 cm</b>	No grab bars
<b>Basin:</b>	
Height and clearance beneath the basin: <b>62 cm and 31 cm</b>	Tap: <b>mixer tap</b>
Height of the lower edge of the mirror: <b>92 cm</b>	Height of bathroom fittings: <b>120 cm</b>
<b>Bath:</b>	
Height of bath: <b>43 cm</b>	Height and location of horizontal grab bar: <b>70-75 cm</b>
Transfer platform: <b>there is none</b>	Has no vertical grab bar
Mixer tap at a height of <b>100 cm</b> on long wall	Shower head at <b>100 cm</b> . Not adjustable.
<b>Adapted bathroom in communal areas</b>	Number of adapted toilets: <b>2</b>
Floors <b>1 and -1</b> , accessible via lift	Door: indoor opening with a width of <b>85 cm</b>
Clear turning circle inside (diameter): <b>Ø 150 cm</b>	
<b>Toilet:</b>	
Seat height: <b>41 cm</b>	Height of flush mechanism: <b>78 cm</b>
Approach area: left hand side and front <b>140 cm</b>	No grab bars
<b>Basin:</b>	
Height and clearance beneath the basin: <b>49 cm and 25 cm</b>	Tap: <b>mixer tap</b>
Height of the lower edge of the mirror: <b>90 cm</b>	Height of bathroom fittings: <b>74 cm</b>
<b>Lifts</b>	
<b>Accessible up to the door</b>	Height of call buttons: <b>105 cm</b>
Width of door: <b>80 cm</b>	Width and depth of cab: <b>80 and 148 cm</b>
Height of lift buttons: <b>80-140 cm</b>	

## ACCOMMODATION



Other amenities	Location	Access	Main characteristics
Reception	Ground floor	Accessible	Height of reception desk: <b>110 cm</b>
Cafeteria	Ground floor	Not accessible, route includes <b>4 steps</b>	Height of bar: <b>110 cm</b> Height of table: <b>74 cm</b> Height beneath table: <b>70 cm</b> Width beneath table: <b>76 cm</b> Depth beneath table: <b>90 cm</b>
Meeting rooms ( <b>13</b> )	First floor and basement -1	Accessible via lift	Height of table: <b>73 cm</b> Height beneath table: <b>63 cm</b> Width beneath table: <b>157 cm</b> Depth beneath table: <b>50 cm</b>
Parking	Outdoor Basement -2	Accessible	Outside, there is 1 parking space for people with limited mobility ( <b>PRM</b> ), indicated by the disabled parking sign ( <b>ISA</b> ). Inside, there are no parking spaces for people with limited mobility ( <b>PRM</b> )

## ACCESSIBILITY – VISUALLY IMPAIRED






Signs	
Signs the same size: <b>yes</b> , average height of <b>145-180 cm</b> and a font size of <b>≥ 1.5 cm</b>	
Lettering in a colour which contrasts with the background:	<b>yes</b> and <b>not in Braille</b>
Main stairs	
Edge of stairs marked with a non-slip strip in a contrasting colour:	<b>no</b>
Side protection skirting board of <b>≥ 12 cm</b> on both sides:	<b>no</b>
Steps have a riser:	<b>yes</b>
All steps are the same height:	<b>yes</b>
Steps have nosing:	<b>yes</b>
The space under the stairs is blocked off:	<b>no</b>
Handrail on either side:	<b>no</b>
Continuous handrails on half-landings:	<b>no</b>
Handrail extends at top and bottom of stairs:	<b>no</b>
Strip of surface of a different texture and contrasting colour at the top and bottom of the stairs:	<b>no</b>
Lifts	
Cab with audio signals:	<b>no</b>
Control buttons in contrasting colour:	<b>yes</b>
Keypad with numbers in relief:	<b>yes</b>
Keypad with numbers in Braille:	<b>yes</b>



## ★★★★★ 4 STAR HOTELS



### AC LOS VASCOS HOTEL

-  Calle de Los Vascos, 27  
28040 Madrid
-  Telephone: 91 598 62 20  
Fax: 91 598 62 21
-  Web: [www.ac-hoteles.com](http://www.ac-hoteles.com)
-  Metro with lift: Guzmán el Bueno
-  Bus: 44, 45 and 127

### ACCESS

- The main entrance has a ramp **2 m** long, with a non-recommended incline of **16%**, which avoids having to negotiate one step. There is no handrail.
- The automatic sliding glass door is **1.31 m** wide. It is not marked with horizontal strips or a logo in a contrasting colour.



## ACCESSIBILITY – HEARING IMPAIRED

Room	
Internet connection:	<b>yes</b>
TV which communicates with reception:	<b>no</b>
TV with teletext decoder:	<b>yes</b>
TV has alarm clock with visual alert:	<b>no</b>
Bedside plug socket:	<b>yes</b>
Entrance door with peephole:	<b>no</b>
Written information on available services:	<b>yes</b>
Light signals to indicate a knock at the door:	<b>no</b>
Communal WCs	
Door lock with visual aid to indicate either free or occupied:	<b>no</b>
Cubicle doors with a gap underneath to see if there is someone inside:	<b>no</b>
Lifts	
Visual signs indicating the floor and direction of movement, both inside and outside the cab:	<b>yes</b>
Emergency button with a light to show that the emergency call has been received:	<b>no</b>
Emergency system	
Emergency alarm systems with visual alerts:	<b>no</b>


**ACCESSIBILITY – PHYSICALLY DISABLED**


<b>Adapted room (271)</b>	No. of adapted rooms: <b>3</b>
On <b>2<sup>nd</sup> floor</b> , accessible via lift	Width of door: <b>79 cm</b>
Clear turning circle inside (diameter): <b>Ø 150 cm</b>	Height of climate control: <b>151 cm</b>
Height of bed: <b>55 cm</b>	Space for access to the bed: right and left hand side <b>&gt; 90 cm</b>
Wardrobe doors: <b>sliding, with knob, difficult to open</b>	Height of hanger rail: <b>166 cm</b>
Height of wardrobe shelves and drawers: <b>53-166 cm</b>	
<b>Bathroom in adapted room</b>	
Door: inward opening with a width of <b>77 cm</b>	Clear turning circle inside (diameter): <b>Ø 150 cm</b>
<b>Toilet:</b>	
Seat height: <b>42 cm</b>	Height of flush mechanism: <b>80 cm</b>
Approach area: side <b>70 cm</b>	Folding grab bar on approach side
Fixed grab bar on opposite side	Distance between bars: <b>97 cm</b>
<b>Basin:</b>	
Height and clearance beneath the basin: side <b>77 cm and 24 cm</b>	Tap: <b>mixer tap</b>
Height of the lower edge of the mirror: <b>97 cm</b>	Height of bathroom fittings: <b>124 cm</b>
<b>Bath:</b>	
Height of bath: <b>52 cm</b>	Height and location of horizontal grab bar: <b>71 cm</b>
Transfer platform: <b>there is none</b>	Has no vertical grab bar
Mixer tap at a height of <b>96 cm</b>	
<b>Adapted bathroom in communal areas</b>	
On <b>floor -1</b> , accessible via lift	Number of adapted toilets: <b>1</b>
Clear turning circle inside (diameter): <b>Ø 150 cm</b>	Door: indoor opening with a width of <b>77 cm</b>
<b>Toilet:</b>	
Seat height: <b>41 cm</b>	Height of flush mechanism: <b>78 cm</b>
Approach area: side <b>≥ 80 cm</b>	Folding grab bar on approach side
<b>Basin:</b>	
Height and clearance beneath the basin: <b>70 cm and 35 cm</b>	Tap: <b>mixer tap</b>
Height of the lower edge of the mirror: <b>88 cm</b>	Height of bathroom fittings: <b>124 cm</b>
<b>Lifts</b>	
Accessible up to the door	Width and depth of cab: <b>140 and 108 cm</b>
Width of door: <b>80 cm</b>	


Other amenities	Location	Access	Main characteristics
Reception	Ground floor	Accessible	Height of reception desk: <b>113 cm</b>
Cafeteria	Ground floor	Accessible	Height of table: <b>61 cm</b> Height beneath table: <b>55 cm</b> Width beneath table: <b>39 cm</b>
Restaurant / Breakfast buffet	Ground floor	Accessible	Height of table: <b>74 cm</b> Height beneath table: <b>69 cm</b> Width beneath table: <b>80 cm</b>
Parking	Basement -1	Accessible	There are no parking spaces for people with limited mobility ( <b>PRM</b> ), indicated by the disabled parking sign ( <b>ISA</b> )


**ACCESSIBILITY – VISUALLY IMPAIRED**

<b>Signs</b>	
Signs the same size: <b>yes</b> , average height of <b>103-166 cm</b> and a font size of <b>≥ 1.5 cm</b>	
Lettering in a colour which contrasts with the background: <b>yes</b>	Text and symbols: <b>not in relief and not in Braille</b>
<b>Main stairs</b>	
Edge of stairs marked with a non-slip strip in a contrasting colour: <b>no</b>	Side protection skirting board of <b>≥ 12 cm</b> on both sides: <b>no</b>
Steps have a riser: <b>yes</b>	All steps are the same height: <b>yes</b>
Steps have nosing: <b>yes</b>	
The space under the stairs is blocked off: <b>yes</b>	Handrail on either side: <b>yes</b>
Continuous handrails on half-landings: <b>yes</b>	Handrail extends at top and bottom of stairs: <b>no</b>
Strip of surface of a different texture and contrasting colour at the top and bottom of the stairs: <b>no</b>	
<b>Lifts</b>	
Cab with audio signals: <b>yes</b>	Control buttons in contrasting colour: <b>yes</b>
Keypad with numbers in relief: <b>yes</b>	Keypad with numbers in Braille: <b>yes</b>


**AC MADRID FERIA HOTEL**

 Vía de los Poblados, 3  
28033 Madrid

 **Telephone:** 91 382 47 81  
**Fax:** 91 382 47 82

 **Web:** www.ac-hoteles.com

 **Metro with lift:** San Lorenzo

 **Bus:** T-11

**ACCESS**

- The main entrance is accessible and has a level surface.
- The main automatic revolving glass door has an opening of **1.40 m**.
- There are **2** alternative glass swing doors next to the revolving door, both of which are **≥ 90 cm** wide.
- They are marked with the hotel's logo in a contrasting colour.


**ACCESSIBILITY – HEARING IMPAIRED**

<b>Room</b>	
Internet connection: <b>yes</b>	TV which communicates with reception: <b>no</b>
TV with teletext decoder: <b>yes</b>	TV has alarm clock with visual alert: <b>no</b>
Bedside plug socket: <b>yes</b>	Entrance door with peephole: <b>no</b>
Written information on available services: <b>yes</b>	Light signals to indicate a knock at the door: <b>no</b>
<b>Communal WCs</b>	
Door lock with visual aid to indicate either free or occupied: <b>no</b>	Cubicle doors with a gap underneath to see if there is someone inside: <b>no</b>
<b>Lifts</b>	
Visual signs indicating the floor and direction of movement, both inside and outside the cab: <b>yes</b>	Emergency button with a light to show that the emergency call has been received: <b>no</b>
<b>Emergency system</b>	
Emergency alarm systems with visual alerts: <b>no</b>	


**ACCESSIBILITY – PHYSICALLY DISABLED**

<b>Adapted room (No. 217)</b>	No. of adapted rooms: <b>2</b>
On <b>2<sup>nd</sup> floor</b> , accessible via lift.	Width of door: <b>77 cm</b>
Clear turning circle inside (diameter): <b>Ø 150 cm</b>	Height of climate control: <b>150 cm</b>
Height of bed: <b>58 cm</b>	Space for access to the bed: right hand side <b>130 cm</b>
Wardrobe doors: <b>Easy to open</b>	Height of hanger rail: <b>190 cm</b>
Height of wardrobe shelves and drawers: <b>120 cm</b>	
<b>Bathroom in adapted room</b>	
Door: opens both ways with a width of <b>77 cm</b>	Clear turning circle inside (diameter): <b>Ø 150 cm</b>
<b>Toilet:</b>	
Seat height: <b>40 cm</b>	Height of flush mechanism: <b>78 cm</b>
Approach area: right hand side <b>165 cm</b>	Folding grab bar on the right hand side: <b>82 cm</b>
Fixed grab bar on the left hand side: <b>82 cm</b>	Distance between the bars: <b>80 cm</b>
<b>Basin:</b>	
Height and clearance beneath the basin: <b>79 cm and 58 cm</b>	Tap: mixer tap
Height of the lower edge of the mirror: <b>100 cm</b>	Height of bathroom fittings: <b>80 cm</b>
<b>Shower:</b>	
Width of approach to shower: <b>150 cm</b>	Shower base: <b>level with floor</b>
Shower floor: <b>non-slip</b>	Shower stool: <b>fixed and folding</b>
Height of horizontal grab bar: <b>80 cm</b>	Height of vertical grab bar: <b>80-120 cm</b>
Tap: <b>mixer tap</b>	Height of tap: <b>110 cm</b>
Adjustable shower-head height: <b>yes</b>	
<b>Adapted bathroom in communal areas</b>	Number of adapted toilets: <b>1</b>
On ground floor, <b>accessible</b>	Door: width of <b>77 cm</b>
Clear turning circle inside (diameter): <b>Ø 150 cm</b>	
<b>Toilet:</b>	
Seat height: <b>40 cm</b>	Height of flush mechanism: <b>79 cm</b>
Approach area: left hand side <b>200 cm</b> , front <b>140 cm</b>	Folding grab bar on right hand side: <b>84 cm</b>
Fixed grab bar on left hand side: <b>84 cm</b>	Distance between bars: <b>80 cm</b>
<b>Basin:</b>	
Height and clearance beneath the basin: <b>79 cm and 56 cm</b>	Tap: <b>mixer tap</b>
Height of the lower edge of the mirror: <b>100 cm</b>	Height of bathroom fittings: <b>110 cm</b>





<b>Lifts</b>	
<b>Accessible up to the door</b>	Height of call buttons: <b>100 cm</b>
Width of door: <b>80 cm</b>	Width and depth of cab: <b>108 and 140 cm</b>
Height of lift buttons: <b>90-120 cm</b>	There is no handrail


<b>Other amenities</b>	<b>Location</b>	<b>Access</b>	<b>Main characteristics</b>
Reception	Ground floor	Accessible	Height of reception desk: <b>117 cm</b>
Cafeteria	Ground floor	Accessible	Height of bar: <b>113 cm</b> Height of table: <b>56 cm</b> Height beneath table: <b>47 cm</b> Width beneath table: <b>70 cm</b> Depth beneath table: <b>70 cm</b>
Restaurant / Breakfast buffet	Ground floor	Accessible	Height of buffet bar: <b>92 and 73 cm</b> Height of table: <b>75 cm</b> Height beneath table: <b>70 cm</b> Width beneath table: <b>75 cm</b> Depth beneath table: <b>90 cm</b>
Meeting rooms (6)	Ground floor	Accessible	Height of table: <b>73 cm</b> Height beneath table: <b>70 cm</b> Width beneath table: <b>240 cm</b> Depth beneath table: <b>150 cm</b>
Gym	Basement -1	Accessible via lift	There are no toilets or changing rooms
Parking	Basement -1	Accessible via lift	There is <b>3</b> parking spaces for people with limited mobility ( <b>PRM</b> ), indicated by the disabled parking sign ( <b>ISA</b> ). Parking spaces have a width of <b>3.35 m</b> and a length of <b>4.60 m</b>


**ACCESSIBILITY - VISUALLY IMPAIRED**

<b>Signs</b>	
Signs the same size: <b>yes</b> , average height of <b>150-175 cm</b> and a font size of <b>≥ 1.5 cm</b>	
Lettering in a colour which contrasts with the background: <b>yes</b>	Text and symbols: <b>not in relief and not in Braille</b>
<b>Main stairs</b>	
Edge of stairs marked with a non-slip strip in a contrasting colour: <b>no</b>	Side protection skirting board of <b>≥ 12 cm</b> on both sides: <b>yes</b>
Steps have a riser: <b>yes</b>	All steps are the same height: <b>yes</b>
Steps have nosing: <b>no</b>	
The space under the stairs is blocked off: <b>yes</b>	Handrail on either side: <b>yes</b>
Continuous handrails on half-landings: <b>yes</b>	Handrail extends at top and bottom of stairs: <b>no</b>
Strip of surface of a different texture and contrasting colour at the top and bottom of the stairs: <b>no</b>	
<b>Lifts</b>	
Cab with audio signals: <b>yes</b>	Control buttons in contrasting colour: <b>no</b>
Keypad with numbers in relief: <b>yes</b>	Keypad with numbers in Braille: <b>no</b>



**HOTEL AC MONTE REAL**

 Calle de Arroyo del Fresno, 17  
28035 Madrid

 **Telephone:** 91 736 52 73  
**Fax:** 91 736 52 74

 **Web:** www.ac-hotels.com

 **Metro without lift:** Fuencarral

 **Bus:** 83 and 133

**ACCESS**

- Access from the street is on a very steep slope.
- The main entranceway has a set of ten 19 cm steps as well as an alternative ramp, which is divided into three separate lengths with two landings.
- The ramp has a width of **1.60 m** and has an overall length of **12 m**; and between a **7%** and a **14%** incline. There is a handrail at a height of **90 cm**. Neither ends of the ramp have a distinctively textured and contrastingly coloured strip.


**ACCESSIBILITY - HEARING IMPAIRED**

<b>Room</b>	
Internet connection: <b>yes</b>	TV which communicates with reception: <b>no</b>
TV with teletext decoder: <b>yes</b>	TV has alarm clock with visual alert: <b>no</b>
Bedside plug socket: <b>yes</b>	Entrance door with peephole: <b>no</b>
Written information on available services: <b>yes</b>	Light signals to indicate a knock at the door: <b>no</b>
<b>Communal WCs</b>	
Door lock with visual aid to indicate either free or occupied: <b>no</b>	Cubicle doors with a gap underneath to see if there is someone inside: <b>no</b>
<b>Lifts</b>	
Visual signs indicating the floor and direction of movement, both inside and outside the cab: <b>yes</b>	Emergency button with a light to show that the emergency call has been received: <b>no</b>
<b>Emergency system</b>	
Emergency alarm systems with visual alerts: <b>no</b>	


**ACCESSIBILITY - PHYSICALLY DISABLED**

<b>Adapted room (No. 213)</b>	Number of adapted rooms: <b>2</b>
<b>On the 2nd floor, feasible using a stair lift to get to the lift</b>	Width of door: <b>76 cm</b>
Clear turning circle inside (diameter): <b>Ø 150 cm</b>	Height of climate control: <b>160 cm</b>
Height of bed: <b>55 cm</b>	Space for access to the bed: right hand side <b>&gt; 90 cm</b>
Height of hanger rail: <b>185 cm</b>	
<b>Bathroom in adapted room</b>	
Clear turning circle inside (diameter): <b>Ø 150 cm</b>	
<b>Toilet:</b>	
Seat height: <b>42 cm</b>	Height of flush mechanism: <b>74 cm</b>
Approach area from both sides: <b>70 cm and 86 cm</b>	Folding grab bar on the right hand side: <b>64 - 82 cm</b>
Folding grab bar on the left hand side: <b>64 - 82 cm</b>	Distance between bars: <b>78 cm</b>
<b>Basin:</b>	
Height and clearance beneath the basin: <b>76 cm and 45 cm</b>	Tap: mixer tap easy to use
Height of the lower edge of the mirror: <b>125 cm</b>	Height of bathroom fittings: <b>55 - 85 cm</b>
<b>Shower:</b>	
Shower floor: <b>non-slip</b>	Shower base: level with floor
Height of tap: <b>110 cm</b> on accessible wall	Shower chair or seat: fixed and folding seats
Tap: mixer tap easy to use	No grab bars
<b>Adapted toilets in communal areas</b>	
On mezzanine floor, feasible via two sets of stair lifts	Door width: <b>89 cm</b>
Clear turning circle inside (diameter): <b>Ø 150 cm</b>	
<b>Toilet:</b>	
Seat height: <b>42 cm</b>	Height of flush mechanism: <b>73 cm</b>
Approach area: right hand side <b>≥ 80 cm</b>	Folding grab bar on the right hand side: <b>64 - 84 cm</b>
Folding grab bar on the left hand side: <b>none</b>	
<b>Basin:</b>	
Height and clearance beneath the basin: <b>74 cm and 40 cm</b>	Tap: <b>mixer tap</b>
No mirror	Height of bathroom fittings: <b>110 - 120 cm</b>




<b>Lifts</b>	Total number of lifts: <b>2</b>
Accessible via stair lifts to navigate the three steps	Height of handrail: <b>90 cm</b>
Width of door: <b>81 cm</b>	Width and depth of cab: <b>95 and 137 cm</b>


Other amenities	Location	Access	Main characteristics
Reception (located in a room with one entrance and one exit)	Mezzanine	Feasible via stair lift to navigate the three steps	Width of the doors: <b>77 cm</b> Height of reception desk: <b>114 cm</b>
Cafeteria	Mezzanine	Feasible via stair lift to navigate the three steps	Height of table: <b>55 cm</b>
Restaurant / Breakfast buffet	Mezzanine	Feasible via 2 stair lifts to navigate the two sets of steps	Height of buffet bar: <b>96 cm</b> Height of table: <b>74 cm</b> Height beneath table: <b>70 cm</b> Width beneath table: <b>90 cm</b> Depth beneath table: <b>34 cm</b> Tables with a central leg
Meeting Rooms (5)	Mezzanine	Feasible via 2 stair lifts to navigate the two sets of steps	Height of table: <b>73 cm</b> Height beneath table: <b>71 cm</b> Width beneath table: <b>180 cm</b> Depth beneath table: <b>180 cm</b>
Spa and Gym	Basement level -1	Not accessible as there are stairs	No hoist to get into the pool. No specially adapted changing rooms or toilets
Parking	Basement level -1	Accessible via lift, stair lift and via a <b>7.2 m</b> long ramp with an unsuitable incline of <b>19.4%</b>	There are <b>3</b> parking spaces for people with reduced mobility ( <b>PRM</b> ), indicated by the disabled parking sign ( <b>ISA</b> )




## ACCESSIBILITY - VISUALLY IMPAIRED

<b>Signs</b>	Signs the same size: <b>yes</b> , with an average height of <b>165 - 192 cm</b> and a font size of <b>≥ 1.5 cm</b>
Lettering in a colour which contrasts with the background: <b>yes</b>	Text and symbols: <b>not in relief and not in Braille</b>
<b>Main stairs</b>	
<b>Stairway 1. Linking the cafeteria with the meeting rooms, restaurant and communal toilets</b>	
Edge of stairs marked with a non-slip strip in a contrasting colour: <b>no</b>	Side protection skirting board of <b>≥ 12 cm</b> on both sides: <b>no</b>
Steps have a riser: <b>yes</b>	All steps are the same height: <b>yes</b>
Steps have nosing: <b>no</b>	
The space under the stairs is blocked off: <b>none</b>	Handrail on either side: <b>yes</b>
Continuous handrails on half-landings: <b>yes</b>	Handrail extends past top and bottom of stairs: <b>no</b>
Distinctively textured and contrastingly coloured strip at top and bottom of stairs: <b>no</b>	
<b>Stairway 2. Linking the cafeteria with the upper floors</b>	
Edge of stairs marked with a non-slip strip in a contrasting colour: <b>no</b>	Side protection skirting board of <b>≥ 12 cm</b> on both sides: <b>no</b>
Steps have a riser: <b>yes</b>	All steps are the same height: <b>yes</b>
Steps have nosing: <b>yes</b>	
The space under the stairs is blocked off: <b>none</b>	Handrail on either side: <b>yes</b>
Continuous handrails on half-landings: <b>yes</b>	Handrail extends past top and bottom of stairs: <b>no</b>
Distinctively textured and contrastingly coloured strip at top and bottom of stairs: <b>no</b>	
<b>Stairway 3. Linking the reception with the parking area</b>	
Edge of stairs marked with a non-slip strip in a contrasting colour: <b>no</b>	Side protection skirting board of <b>≥ 12 cm</b> on both sides: <b>no</b>
Steps have a riser: <b>yes</b>	All steps are the same height: <b>yes</b>
Steps have nosing: <b>no</b>	
The space under the stairs is blocked off: <b>none</b>	Handrail on either side: <b>yes</b>
Continuous handrails on half-landings: <b>yes</b>	Handrail extends past top and bottom of stairs: <b>no</b>
Distinctively textured and contrastingly coloured strip at top and bottom of stairs: <b>no</b>	
<b>Lifts</b>	
Cab with audio signals: <b>no</b>	Keypad with numbers in Braille: <b>no</b>
Keypad with numbers in relief: <b>yes</b>	



**AC RECOLETOS HOTEL**

 Calle de Recoletos, 18  
28001 Madrid

 **Telephone:** 91 436 13 82  
**Fax:** 91 436 13 83

 **Web:** www.ac-hoteles.com

 **Metro without lift:** Banco de España and Retiro

 **Bus:** 2, 51, 74 and 202

**ACCESS**

- The main entrance is accessible and has a level surface.
- There are double, sliding glass doors with an opening of **1.60 m**.
- Both panes are marked with both horizontal strips and the logo of the hotel, but not in a contrasting colour.
- A doormat is fixed to the floor in front of the door.


**ACCESSIBILITY – HEARING IMPAIRED**

<b>Room</b>	
Internet connection: <b>yes</b>	TV which communicates with reception: <b>no</b>
TV with teletext decoder: <b>yes</b>	TV has alarm clock with visual alert: <b>yes</b>
Bedside plug socket: <b>yes</b>	Entrance door with peephole: <b>no</b>
Written information on available services: <b>yes</b>	Light signals to indicate a knock at the door: <b>no</b>
<b>Communal WCs</b>	
Door lock with visual aid to indicate either free or occupied: <b>no</b>	Cubicle doors with a gap underneath to see if there is someone inside: <b>no</b>
<b>Lifts</b>	
Visual signs indicating the floor and direction of movement, both inside and outside the cab: <b>yes</b>	Emergency button with a light to show that the emergency call has been received: <b>no</b>
<b>Emergency system</b>	
Emergency alarm systems with visual alerts: <b>no</b>	


**ACCESSIBILITY – PHYSICALLY DISABLED**

<b>Adapted room (No. 315)</b>	No. of adapted rooms: 2
On <b>3<sup>rd</sup> floor</b> , accessible via lift	Width of door: <b>77 cm</b>
Clear turning circle inside (diameter): <b>Ø 150 cm</b>	Height of climate control: <b>150 cm</b>
Height of bed: <b>55 cm</b>	Space for access to the bed: right hand side <b>40 cm</b> , left hand side <b>140 cm</b>
Wardrobe doors: <b>Sliding, difficult to open</b>	Height of hanger rail: <b>190 cm</b>
Height of wardrobe shelves and drawers: <b>40 cm</b>	
<b>Bathroom in adapted room</b>	
Door: opens both ways with a width of <b>80 cm</b>	Clear turning circle inside (diameter): <b>Ø 150 cm</b>
<b>Toilet:</b>	
Seat height: <b>40 cm</b>	Height of flush mechanism: <b>78 cm</b>
Approach area: right hand side <b>130 cm</b> , front <b>98 cm</b>	No grab bars
<b>Basin:</b>	
Height and clearance beneath the basin: <b>62 cm and 55 cm</b>	Tap: <b>mixer tap</b>
Height of the lower edge of the mirror: <b>100 cm</b>	Height of bathroom fittings: <b>80 cm</b>
<b>Shower:</b>	
Width of approach to shower: <b>140 cm</b>	Shower base: <b>a 6 cm step</b>
Shower floor: <b>non-slip</b>	Shower stool: <b>mobile</b>
Height of horizontal grab bar: <b>83 cm</b> , on wall next to tap	Has a vertical grab bar which is used for adjusting the height of the shower head
Tap: <b>mixer tap</b>	Height of tap: <b>60-160 cm</b> on accessible wall
Adjustable shower-head height: <b>yes</b>	Has a folding shower screen
<b>Adapted bathroom in communal areas</b>	Number of adapted toilets: <b>2</b>
On ground floor and in reception rooms, accessible	Door: inward opening, width of <b>73 cm</b>
Clear turning circle inside (diameter): <b>Ø 150 cm</b>	
<b>Toilet:</b>	
Seat height: <b>45 cm</b>	Height of flush mechanism: <b>98 cm</b>
Approach area: right hand side <b>40 cm</b> , left hand side <b>50 cm</b> , front <b>150 cm</b>	Folding grab bar on right hand side: <b>70-86 cm</b>
Folding grab bar on left hand side: <b>70-86 cm</b>	Distance between bars: <b>71 cm</b>



## ACCOMMODATION



<b>Basin:</b>	
Height and clearance beneath the basin: <b>78 cm</b> (adjustable) and <b>60 cm</b>	Tap: <b>mixer tap</b>
Height of the lower edge of the mirror: <b>100 cm</b>	Height of bathroom fittings: <b>125 cm</b>
<b>Lifts</b>	Total numbers of lifts: <b>2</b>
<b>Accessible up to the door</b>	Height of call buttons: <b>100-110 cm</b>
Width of door: <b>80 cm</b>	Width and depth of cab: <b>98 and 120 cm</b>
Height of lift buttons: <b>110-120 cm</b>	Height of handrail: <b>87 cm</b>

Other amenities	Location	Access	Main characteristics
Reception	Ground floor	Accessible	Height of reception desk: <b>112 cm</b>
Snack Bar	Ground floor	Not accessible, route includes <b>4 steps</b>	Height of bar: <b>106 cm</b> Height of table: <b>56 cm</b> Height beneath table: <b>54 cm</b> Width beneath table: <b>70 cm</b> Depth beneath table: <b>32 cm</b>
Breakfast buffet	First floor	Accessible	Height of buffet bar: <b>80-90 cm</b> Height of table: <b>74 cm</b> Height beneath table: <b>70 cm</b> Width beneath table: <b>75 cm</b> Depth beneath table: <b>44 cm</b>
Meeting rooms (1)	Basement -1	Accessible via lift	Height of table: <b>72 cm</b> Height beneath table: <b>68 cm</b> Width beneath table: <b>180 cm</b> Depth beneath table: <b>50 cm</b>
Gym	Basement -1	Accessible via lift	There are no specially adapted toilets or changing rooms
Parking	Basement -3	Accessible via lift	There is <b>1</b> parking space for people with limited mobility ( <b>PRM</b> ), indicated by the disabled parking sign ( <b>ISA</b> )


## ☆☆☆☆ 4 STAR HOTELS





## ACCESSIBILITY – VISUALLY IMPAIRED


<b>Signs</b>	Signs the same size: <b>yes</b> , average height of <b>160-170 cm</b> and a font size of <b>≥ 1.5 cm</b>
Lettering in a colour which contrasts with the background: <b>yes</b>	Text and symbols: <b>not in relief and not in Braille</b>
<b>Main stairs</b>	
Edge of stairs marked with a non-slip strip in a contrasting colour: <b>no</b>	Side protection skirting board of <b>≥ 12 cm</b> on both sides: <b>no</b>
Steps have a riser: <b>yes</b>	All steps are the same height: <b>yes</b>
Steps have nosing: <b>yes</b>	
The space under the stairs is blocked off: <b>yes</b>	Handrail on either side: <b>yes</b>
Continuous handrails on half-landings: <b>no</b>	Handrail extends at top and bottom of stairs: <b>no</b>
Strip of surface of a different texture and contrasting colour at the top and bottom of the stairs: <b>no</b>	
<b>Lifts</b>	
Cab with audio signals: <b>no</b>	Control buttons in contrasting colour: <b>yes</b>
Keypad with numbers in relief: <b>yes</b>	Keypad with numbers in Braille: <b>yes</b>



**ADA PALACE HOTEL**

 Calle Gran Vía, 2  
28013, Madrid

 **Telephone:** 91 701 19 19  
**Fax:** 91 521 82 83

 **Web:** www.chh.es

 **Metro without lift:** Gran Vía and Banco de España

 **Bus:** 1, 2, 3, 5, 6, 9, 10, 14, 15, 19, 20 26, 27, 34, 44, 45, 46, 50, 51, 52, 53, 133, 146, 147, 148, 203, M1 and M2

**ACCESS**

- The entranceway to the hotel is level with the street. It has a clearance width of **1.50 m**.
- The main entranceway is not accessible due to the eleven **17 cm** high steps. The entranceway and alternative accessible door is off Calle Reina, **19** with a **20 cm** high ramp with a **21.2%** incline.
- The alternative double doors are outward opening and are part glass. Each door has a clearance width of **60 cm**. Neither door is marked with double horizontal stripes or the hotel logo in contrasting colours.
- The door has a video intercom at a height of **120 - 130 cm**. The video intercom is operated using a single button.
- Behind the alternative door is a doormat that is securely affixed to the floor.
- Access to the help desk is not feasible due to the steps but in the main lobby next to the alternative entranceway, staff attends to guests at another counter.


**ACCESSIBILITY - HEARING IMPAIRED**

<b>Room</b>	
Internet connection: <b>yes</b>	TV which communicates with reception: <b>yes</b>
TV with teletext decoder: <b>yes</b>	TV has alarm clock with visual alert: <b>yes</b>
Bedside plug socket: <b>yes</b>	Entrance door with peephole: <b>no</b>
Written information on available services: <b>no</b>	Light signals to indicate a knock at the door: <b>no</b>
<b>Communal WCs</b>	
Door lock with visual aid to indicate either free or occupied: <b>no</b>	Cubicle doors with a gap underneath to see if there is someone inside: <b>no</b>
<b>Lifts</b>	
Visual signs indicating the floor and direction of movement, both inside and outside the cab: <b>no</b>	Emergency button with a light to show that the emergency call has been received: <b>yes</b>
<b>Emergency system</b>	
Emergency alarm systems with visual alerts: <b>no</b>	


**ACCESSIBILITY - PHYSICALLY DISABLED**

<b>Adapted room (No. 602)</b>	
On the 6th floor accessible via lift	Number of adapted rooms: <b>1</b>
Clear turning circle inside (diameter): <b>Ø 150 cm</b>	Width of door: <b>74 cm</b>
Height of bed: <b>50 cm</b>	Height of climate control: <b>160 cm</b> and controlled from reception
Wardrobe doors: swing door opening to <b>90°</b> with doorknob	Space for access to the bed: left hand side <b>≥ 120 cm</b>
Min. and max. height of wardrobe shelves and drawers: <b>20 cm and 60 cm</b>	Height of hanger rail: <b>178 cm</b>
<b>Bathroom in adapted room</b>	
Door: Sliding door with a width of <b>75 cm</b>	Clear turning circle inside (diameter): <b>Ø 150 cm</b>
<b>Toilet:</b>	
Seat height: <b>40 cm</b>	Height of flush mechanism: <b>78 cm</b>
Approach area: right hand side <b>70 cm</b> , front <b>180 cm</b>	Folding grab bar on the right hand side: <b>68 - 82 cm</b>
Fixed horizontal grab bar on the left hand side: <b>81 cm</b>	Distance between bars: <b>77 cm</b>



## ACCOMMODATION



<b>Basin:</b>	
Height and clearance beneath the basin: <b>66 cm and 60 cm</b>	Tap: mixer tap easy to use
Height of the lower edge of the mirror: <b>85 cm</b>	Min. and max. height of bathroom fittings: <b>80 cm and 140 cm</b>
<b>Shower:</b>	
Width and depth of approach area: <b>98 cm and 120 cm</b>	Shower base: with a <b>2 cm</b> step
Shower floor: <b>non-slip</b>	Shower chair or seat: fixed and folding seats
Height and location of horizontal grab bar: <b>80 cm</b> on wall to the side of the tap	Height and location of vertical grab bar: <b>80 – 130 cm</b> on wall to the side of the tap
Tap: requires a twisting action of the wrist, difficult to use	Height of the tap: <b>130 cm</b> on the same wall as the fixed seat
Non-adjustable height shower head: <b>130 cm</b>	Shower screen: outward opening made of glass
<b>Adapted toilets in communal areas</b>	
Location: next to cafeteria and restaurant	Total number of adapted toilets: <b>1</b>
Bathroom door: none	On sixth floor – accessible via lift
	Cubicle door: inward opening door with a width of <b>75 cm</b>
Clear turning circle inside (diameter): <b>Ø 150 cm</b>	
<b>Toilet</b>	
Seat height: <b>42 cm</b>	Height of flush mechanism: <b>76 cm</b>
Approach area: right hand side <b>120 cm</b> and frontal <b>112 cm</b>	Grab bar on the right hand side: <b>65 – 84 cm</b>
Folding grab bar on the left hand side: <b>none</b>	
<b>Basin</b>	
Height and clearance beneath the basin: <b>71 cm and 37 cm</b>	Tap: mixer tap easy to use
Height of the lower edge of the mirror: <b>120 cm</b>	Min. and max. height of bathroom fittings: <b>100 cm</b>
<b>Lifts</b>	
Floors served: all floors covered by lifts	Total number of lifts: <b>4</b> , each with similar characteristics. Two with a width of <b>70 cm</b> , two with a width of <b>80 cm</b>
	Accessible up to the door from the alternative entranceway to the <b>70 cm</b> wide lift. The <b>80 cm</b> wide lifts are not accessible from the ground floor level.
Height of call buttons: <b>100 cm</b>	Width of door: <b>70 cm (2) and 80 cm (2)</b>
Width and depth of cab: <b>80 and 122 cm</b>	Min. and max. height of the call buttons: <b>80 cm and 110 cm</b>
Height of handrail: <b>none</b>	Mirror opposite the door: no, but there is one on the side wall



## ☆☆☆☆ 4 STAR HOTELS

### Ada Palace



Other amenities	Location	Access	Main characteristics
Reception	Ground floor	No alternative access given the steps and the size of the lifts	Height of reception desk: <b>110 cm</b>
Cafeteria	6th floor	Accessible via lift	Height of bar: <b>110 cm</b> Height of table: <b>68 cm</b> Height beneath table <b>60 cm</b> Width beneath table: <b>90 cm</b> diameter
Restaurant / Breakfast buffet	6th floor	Accessible via lift	Height of buffet bar: <b>72 - 85 cm</b> Height of table: <b>72 cm</b> Height beneath table <b>71 cm</b> Width beneath table: <b>90 cm</b> Depth beneath table: <b>33 cm</b>



## ACCOMMODATION



### ACCESSIBILITY – VISUALLY IMPAIRED

#### Bedrooms

Colour of door contrasts with adjacent walls: <b>yes</b>	Information about hotel services available in Braille: <b>no</b> and in large print: <b>no</b>
--	--

Room lighting with dimmer switch: <b>no</b>	TV remote control with large numbers: <b>yes</b> and in contrasting colours: <b>yes</b>
---	---

Room free of projecting elements: <b>no</b>	Audible signals to indicate emergency alarm: <b>yes</b>
---	---

#### Signs

Signs the same size: **yes**, average height of **170 cm** and a font size of **2 cm**

Lettering in a colour which contrasts with the background: <b>yes</b>	Text and symbols: not in relief and not in <b>Braille</b>
---	---

#### Main stairs

Edge of stairs marked with a non-slip strip in a contrasting colour: <b>no</b>	Side protection skirting board of <b>12 cm</b> on both sides: <b>no</b> , only on one side
--	--

Steps have a riser: **yes**

Steps have nosing: <b>no</b>	All steps are the same height: <b>yes</b>
------------------------------	---

The space under the stairs is blocked off: <b>yes</b>	Handrail on either side: <b>no</b> , just on one side
---	---

Continuous handrails on half-landings: <b>yes</b>	Handrail extends past the top and bottom of stairs: <b>no</b>
---	---

Distinctively textured and contrastingly coloured strip at the top and bottom of the stairs: **no**

#### Lifts

Cab with audio signals: <b>no</b>	Control buttons in contrasting colours: <b>yes</b>
-----------------------------------	--

Keypad with numbers in relief: <b>yes</b>	Keypad with numbers in Braille: <b>yes</b>
---	--

Strip of surface of a different texture and contrasting colour at entrance to lift: **no**

#### Emergency System

Audible alarm system in place in case of emergency: **yes**



## 4 STAR HOTELS



### AGORA JUAN DE AUSTRIA

Calle Juan de Austria, 5  
28010 Madrid

Telephone: 91 448 00 14  
 Fax: 91 445 08 83

Web: [www.hoteljuandeaustria.es](http://www.hoteljuandeaustria.es)

Metro without lift: Bilbao

Bus: 21

#### ACCESS

- The entrance to the hotel is level with the street with a **3.5%** incline. It has a clearance width of **2 m**.
- The main entranceway has three **15 cm** high steps with an alternative ramp located to the right of the doorway.
- The ramp is feasible, **3.40 m** long with a **10.5 %** incline. It has a clearance width of **1.16 m** with a handrail on one side that extends past either end. Neither end of the ramp has a distinctively textured and contrastingly coloured strip to warn of the change in gradient.
- The main entrance comprises a revolving glass door, which is inaccessible due to the three steps but it has a clearance width of **90 cm**. There is a control to stop and reduce the speed of the revolving door both inside and outside at a height of **1 m**. On either side of the revolving door is a manually opened swing door.
- People with reduced mobility (PRM) enter through the alternative inward opening single glass doors. Each is **93 cm** wide. Neither door is marked with double horizontal stripes or the hotel logo in contrasting colours.
- There is neither a doorbell nor a video intercom.
- There is an accessible route that takes guests straight to the reception and help desk.


**ACCESSIBILITY - HEARING IMPAIRED**

<b>Room</b>	
Internet connection: <b>yes</b>	Written information on available services: <b>yes</b>
TV which communicates with reception: <b>no</b>	TV has alarm clock with visual alert: <b>no</b>
Bedside plug socket: <b>yes</b>	Entrance door with peephole: <b>no</b>
Light signals to indicate a knock at the door: <b>no</b>	Emergency alarms with visual alerts: <b>no</b>
<b>Communal WCs</b>	
Door lock with visual aid to indicate either free or occupied: <b>no</b>	Cubicle doors with a gap underneath to see if there is someone inside: <b>no</b>
<b>Lifts</b>	
Visual signs indicating the floor and direction of movement, both inside and outside the cab: <b>yes</b>	Emergency button with a light to show that the emergency call has been received: <b>yes</b>
<b>Emergency system</b>	
Emergency alarm systems with visual alerts: <b>no</b>	


**ACCESSIBILITY - PHYSICALLY DISABLED**

<b>Adapted room (No. 203)</b>	
On the 2nd floor accessible via lift	Number of adapted rooms: <b>1</b>
Clear turning circle inside (diameter): <b>Ø 150 cm</b>	Width of door: <b>77 cm</b>
Height of bed: <b>50 cm</b>	Height of climate control: <b>160 cm</b>
Height of bed: <b>50 cm</b>	Space for access to the bed: left hand side <b>≥ 120 cm</b>
Wardrobe doors: easy to open sliding doors without handles	Height of hanger rail: <b>180 cm</b> , with a removable handle for the rail
Min. and max. height of wardrobe shelves and drawers: <b>40 cm and 70 cm</b>	
<b>Bathroom in adapted room</b>	
Door: Sliding door with a width of <b>77 cm</b>	Clear turning circle inside (diameter): <b>Ø 150 cm</b>
<b>Toilet:</b>	
Seat height: <b>40 cm</b>	Height of flush mechanism: <b>70 cm</b>
Approach area: right hand side <b>110 cm</b> , front <b>110 cm</b>	Folding grab bar on the right hand side: <b>57 - 77 cm</b>
Fixed horizontal grab bar on the left hand side: <b>none</b>	



<b>Basin:</b>	
Height and clearance beneath the basin: <b>73 cm and 50 cm</b>	Tap: requires a twisting action of the wrist, difficult to use
Height of the lower edge of the mirror: <b>100 cm</b>	Min. and max. height of bathroom fittings: <b>87 cm and 132 cm</b>
<b>Shower:</b>	
Width and depth of approach area: <b>90 cm and 130 cm</b>	Shower base: <b>level with the floor</b>
Shower floor: <b>non-slip</b>	Shower chair or seat: fixed and folding seats
Height and location of horizontal grab bar: <b>none</b>	Height and location of vertical grab bar: <b>none</b>
Tap: mixer tap easy to use	Height of the tap: <b>120 cm</b> on the same wall as the fixed seat
Non-adjustable height shower head: <b>120 - 170 cm</b>	Shower screen: <b>none</b>
<b>Adapted toilets in communal areas</b>	
Location: next to reception and cafeteria	Total number of adapted toilets: <b>1</b>
Bathroom door: no door, clearance width of <b>82 cm</b>	On ground floor - accessible
Clear turning circle inside (diameter): <b>Ø 150 cm</b>	Cubicle door: inward opening door with a width of <b>76 cm</b>
<b>Toilet</b>	
Seat height: <b>40 cm</b>	Height of flush mechanism: <b>70 cm</b>
Approach area: left hand side <b>160 cm</b> and frontal <b>75 cm</b>	Grab bar on the right hand side: <b>none</b>
Folding grab bar on the left hand side at height of <b>52 - 72 cm</b>	
<b>Basin</b>	
Height and clearance beneath the basin: <b>74 cm and 53 cm</b>	Tap: requires a twisting action of the wrist, difficult to use
Height of the lower edge of the mirror: <b>105 cm</b>	Min. and max. height of bathroom fittings: <b>100 cm and 140 cm</b>
<b>Lifts</b>	
Floors served: all floors	Total number of lifts: <b>2</b> , each with similar characteristics
Height of call buttons: <b>95 - 100 cm</b>	Accessible up to the door
Width and depth of cab: <b>97 and 125 cm</b>	Width of door: <b>80 cm</b>
Height of handrail: <b>97 cm</b>	Min. and max. height of the call buttons: <b>90 cm and 115 cm</b>
	Mirror opposite the door: no, but there is one on the side wall



Other amenities	Location	Access	Main characteristics
Reception	Ground floor	Accessible	Height of reception desk: <b>115 cm</b>
Cafeteria	Ground floor	Accessible	Height of bar: <b>116 cm</b> Height of table: <b>76 cm</b> Height beneath table: <b>67 cm</b> Width beneath table: <b>86 cm</b> Depth beneath table: <b>90 cm</b>
Restaurant / Breakfast buffet	1st floor	Accessible via lift	Height of buffet bar: <b>75 cm</b> Height of table: <b>76 cm</b> Height beneath table: <b>67 cm</b> Width beneath table: <b>86 cm</b> Depth beneath table: <b>90 cm</b>
Meeting rooms (1)	Ground floor – in restaurant area	Accessible via lift	Furniture depending on the event
Spa & Gym	Basement floor -1	Accessible via lift	No hoist to enter the spa, eight steps to navigate and no specially adapted changing rooms and toilets. To access the Turkish Baths and Sauna, there is a <b>10 cm</b> step, with a <b>20 cm</b> step to access the showers and water jets.
Parking	Basement floor -2	Accessible via the automatic car lift or the valet service run by hotel staff	There are <b>9</b> non-reserved parking spaces reserved for people with reduced mobility ( <b>PRM</b> ), indicated by the disabled parking sign ( <b>ISA</b> ). The reserved parking spaces do not have a lateral approach area of <b>120 cm</b> .



### ACCESSIBILITY - VISUALLY IMPAIRED

#### Bedrooms

Colour of door contrasts with adjacent walls: **yes** : Information about hotel services available in Braille: **no** and in large print: **no**

Room lighting with dimmer switch: **no** : TV remote control with large numbers: **yes** and in contrasting colours: **yes**

Room free of projecting elements: **no** : Audible signals to indicate emergency alarm: **yes**

#### Signs

Signs the same size: **yes**, average height of **180 cm** and a font size of **3 cm**

Lettering in a colour which contrasts with the background: **yes** : Text and symbols: not in relief and not in **Braille**

#### Main stairs

Edge of stairs marked with a non-slip strip in a contrasting colour: **yes** : Side protection skirting board of **12 cm** on both sides: **yes**

Steps have a riser: **yes**

Steps have nosing: **no** : All steps are the same height: **yes**

The space under the stairs is blocked off: **yes** : Handrail on either side: **no**, just on one side

Continuous handrails on half-landings: **no** : Handrail extends past the top and bottom of stairs: **no**

Distinctively textured and contrastingly coloured strip at the top and bottom of the stairs: **yes**

#### Lifts


Cab with audio signals: **yes** : Control buttons in contrasting colours: **yes**


Keypad with numbers in relief: **no** : Keypad with numbers in Braille: **yes**  
Strip of surface of a different texture and contrasting colour at entrance to lift: **no**

#### Emergency System

Audible alarm system in place in case of emergency: **yes**



**AGUMAR HOTEL**

 Paseo de la Reina Cristina, 7  
28014 Madrid

 **Telephone:** 91 552 69 00  
**Fax:** 91 433 60 95

 **Web:** www.hotelmadridagumar.com

 **Metro with lift:** Atocha RENFE

 **Bus:** 10, 14, 26, 32, C1 and C2

**ACCESS**

- The main entrance of the hotel is accessible and has a level surface.
- The main entrance has an automatic revolving glass door.
- There are **2** alternative doors, which are glazed and swing open, next to the revolving door. They are both **> 77 cm** wide.
- The doors are marked with the hotel's logo in a contrasting colour.


**ACCESSIBILITY - HEARING IMPAIRED**

<b>Room</b>	
Internet connection: <b>yes</b>	TV which communicates with reception: <b>no</b>
TV with teletext decoder: <b>yes</b>	TV has alarm clock with visual alert: <b>no</b>
Bedside plug socket: <b>yes</b>	Entrance door with peephole: <b>no</b>
Written information on available services: <b>yes</b>	Light signals to indicate a knock at the door: <b>no</b>
<b>Lifts</b>	
Visual signs indicating the floor and direction of movement, both inside and outside the cab: <b>yes</b>	Emergency button with a light to show that the emergency call has been received: <b>no</b>
<b>Emergency system</b>	
Emergency alarm systems with visual alerts: <b>no</b>	

**★★★★ 4 STAR HOTELS**

**ACCESSIBILITY - PHYSICALLY DISABLED**

<b>Adapted room (325)</b>	No. of adapted rooms: <b>4</b>
On <b>3<sup>rd</sup></b> floor, accessible via lift	Width of door: <b>77 cm</b>
Clear turning circle inside (diameter): <b>Ø 150 cm</b>	Height of climate control: <b>147 cm</b>
Height of bed: <b>50 cm</b>	Space for access to the bed: right hand side <b>105 cm</b>
Wardrobe doors: <b>sliding</b>	Height of hanger rail: <b>167 cm</b>
<b>Bathroom in adapted room</b>	
Door: sliding with a width of <b>82 cm</b>	Clear turning circle inside (diameter): <b>Ø 150 cm</b>
<b>Toilet:</b>	
Seat height: <b>42 cm</b>	Height of flush mechanism: <b>91 cm</b>
Approach area: left hand side <b>116 cm</b>	No grab bar on right hand side
Folding grab bar on left hand side:	<b>68-85 cm</b>
<b>Basin:</b>	
Height and clearance beneath the basin: side <b>70 cm and 40 cm</b>	Tap: <b>mixer tap</b>
Height of the lower edge of the mirror: <b>100 cm</b>	Height of bathroom fittings: <b>100-170 cm</b>
<b>Bath:</b>	
Height of bath: <b>48 cm</b>	Height and location of horizontal grab bar: <b>72-90 cm</b>
Transfer platform: <b>yes</b>	No vertical grab bar
Mixer tap at a height of <b>60 cm</b>	Adjustable shower-head height: <b>yes</b>
No folding shower screen	
<b>Lifts</b>	No. of lifts: <b>2</b>
<b>Accessible up to the door</b>	Width and depth of cab: <b>114 and 108 cm</b>
Width of door: <b>69 cm</b>	



Other amenities	Location	Access	Main characteristics
Reception	Ground floor	Accessible	Height of reception desk: <b>110 cm</b>
Cafeteria	Mezzanine	Only accessible via service lift: width of door <b>74 cm</b> , width and depth of cab, <b>140 cm</b> and <b>97 cm</b> respectively	Height of bar: <b>108 cm</b> Height of table: <b>74 cm</b> Height beneath table: <b>71 cm</b> Width beneath table: <b>74 cm</b> Depth beneath table: <b>36 cm</b>
Restaurant / Breakfast buffet	Mezzanine	Only accessible via service lift	Height of table: <b>75 cm</b> Height beneath table: <b>72 cm</b> Width beneath table: <b>81 cm</b> Depth beneath table: <b>40 cm</b>
Meeting rooms (5)	Mezzanine	Only accessible via service lift	Height of table: <b>74 cm</b> Height beneath table: <b>68 cm</b> Width beneath table: <b>219 cm</b> Depth beneath table: <b>44 cm</b>
Parking	Basement -1	Only accessible via service lift	There are no parking spaces for people with limited mobility ( <b>PRM</b> )


**ACCESSIBILITY – VISUALLY IMPAIRED**

Signs
Signs the same size: <b>yes</b> , average height of <b>175-200 cm</b> and a font size of <b>≥ 1.5 cm</b>
Lettering in a colour which contrasts with the background: <b>yes</b> and <b>not in Braille</b>
Main stairs
Edge of stairs marked with a non-slip strip in a contrasting colour: <b>yes</b>
Steps have a riser: <b>yes</b>
Steps have nosing: <b>no</b>
The space under the stairs is blocked off: <b>yes</b>
Continuous handrails on half-landings: <b>yes</b>
Strip of surface of a different texture and contrasting colour at the top and bottom of the stairs: <b>no</b>
Lifts
Cab with audio signals: <b>no</b>
Keypad with numbers in relief: <b>yes</b>
Control buttons in contrasting colour: <b>yes</b>
Keypad with numbers in Braille: <b>no</b>
Side protection skirting board of <b>≥ 12 cm</b> on both sides: <b>yes</b>
All steps are the same height: <b>yes</b>
Handrail on either side: <b>no</b>
Handrail extends at top and bottom of stairs: <b>no</b>




**ATLANTICO HOTEL**

-  Gran Vía, 38  
28013 Madrid
-  Telephone: 91 522 64 80  
 Fax: 91 531 02 10
-  Web: [www.hotelatlantico.es](http://www.hotelatlantico.es)
-  Metro with lift: Callao  
Metro without lift: Gran Vía
-  Bus: 1, 2, 46, 75, 133, 147 and 202

**ACCESS**

- The main entrance has a step **11 cm** high.
- The hotel has a portable ramp **1.20 m** wide to facilitate access.
- The main automatic sliding glass door is **1.75 m** wide. It is not marked with horizontal strips or a logo in a contrasting colour.


**ACCESSIBILITY – HEARING IMPAIRED**

<b>Room</b>	
Internet connection: <b>yes</b>	TV which communicates with reception: <b>no</b>
TV with teletext decoder: <b>yes</b>	TV has alarm clock with visual alert: <b>no</b>
Bedside plug socket: <b>yes</b>	Entrance door with peephole: <b>yes</b>
Written information on available services: <b>yes, and in Braille</b>	Light signals to indicate a knock at the door: <b>yes</b>
<b>Communal WCs</b>	
Door lock with visual aid to indicate either free or occupied: <b>9th floor no, 1st floor yes</b>	Cubicle doors with a gap underneath to see if there is someone inside: <b>no</b>
<b>Lifts</b>	
Visual signs indicating the floor and direction of movement, both inside and outside the cab: <b>yes</b>	Emergency button with a light to show that the emergency call has been received: <b>yes</b>
<b>Emergency system</b>	
Emergency alarm systems with visual alerts: <b>yes</b>	

**★★★★ 4 STAR HOTELS**

**ACCESSIBILITY – PHYSICALLY DISABLED**

<b>Adapted room (No 601)</b>	Number of adapted rooms: <b>2</b>
<b>On the 6th floor, feasible using a lift</b>	Width of door: <b>84 cm</b>
Clear turning circle inside (diameter): <b>Ø 150 cm</b>	Height of climate control: <b>120 cm</b>
Height of bed: <b>50 cm</b>	Space for access to the bed: <b>&gt; 80 cm, both sides</b>
Wardrobe doors: difficult to open	Height of hanger rail: <b>175 cm</b>
Height of wardrobe shelves and drawers: <b>20-90 cm</b>	
<b>Bathroom in adapted room</b>	
Door: inward opening with a width of <b>77 cm</b>	Clear turning circle inside (diameter): <b>Ø 150 cm</b>
<b>Toilet:</b>	
Seat height: <b>50 cm</b>	Height of flush mechanism: <b>100 cm</b>
Approach area: right hand side	Folding grab bar on the right hand side: <b>59 – 74 cm</b>
Fixed grab bar on the left hand side	Distance between bars: <b>77 cm</b>
<b>Basin:</b>	
Height and clearance beneath the basin: <b>70 cm and 30 cm</b>	Tap: mixer tap
Height of the lower edge of the mirror: <b>90 cm</b>	Height of bathroom fittings: <b>80 cm</b>
<b>Shower:</b>	
Width of approach to shower: <b>140 cm</b>	Shower base: level with floor
Shower floor: <b>non-slip</b>	Shower chair or seat: fixed and folding seat
Height and location of horizontal grab bar: <b>75 cm</b>	Height and location of vertical grab bar: <b>80-140 cm</b>
Tap: mixer tap	Height of tap: <b>100-140 cm</b>
Adjustable shower-head height: <b>yes</b>	
<b>Lifts</b>	
<b>Accessible up to the door</b>	Total number of lifts: <b>2</b>
Width of door: <b>79 cm</b>	Height of call buttons: <b>105 cm</b>
	Width and depth of cab: <b>109 and 125 cm</b>

## ACCOMMODATION



Other amenities	Location	Access	Main characteristics
Reception	Ground floor	Accessible	Height of reception desk: <b>106 cm</b>
Cafeteria		Accessible	Height of buffet bar: <b>112 cm</b> Height of table: <b>71 cm</b> Height beneath table: <b>61 cm</b> Width beneath table: <b>51 cm</b> Depth beneath table: <b>57 cm</b>
Bar / Breakfast buffet		Accessible via lift	Height of buffet bar: <b>72-93 cm</b> Height of table: <b>71 cm</b> Height beneath table: <b>61 cm</b> Width beneath table: <b>51 cm</b> Depth beneath table: <b>57 cm</b>
Meeting Room (1)	9th floor	Accessible via lift	Height of table: <b>115 cm</b> Height beneath table: <b>74 cm</b> Width beneath table: <b>210 cm</b> Depth beneath table: <b>40 cm</b>



## ACCESSIBILITY - VISUALLY IMPAIRED

### Signs

Signs the same size: **yes**, average height of **162 cm** and a font size of  $\geq 1.5$  cm

Lettering in a colour which contrasts with the background: **yes**; Text and symbols: **not in relief** and **not in Braille**

### Main stairs

Edge of stairs marked with a non-slip strip in a contrasting colour: **no**; Side protection skirting board of  $\geq 12$  cm on both sides: **no**

Steps have a riser: **no**; All steps are the same height: **yes**

Steps have nosing: **yes**

The space under the stairs is blocked off: **no**; Handrail on either side: **yes**

Continuous handrails on half-landings: **no**; Handrail extends at top and bottom of stairs: **no**

Strip of surface of a different texture and contrasting colour at the top and bottom of the stairs: **no**

### Lifts

Cab with audio signals: **yes**; Control buttons in contrasting colour: **yes**


Keypad with numbers in relief: **yes**; Keypad with numbers in Braille: **yes**


## 4 STAR HOTELS

## Auditorium Madrid




### AUDITORIUM MADRID HOTEL

 Avenida de Aragón, 400  
28022 Madrid

 Telephone: 91 400 44 00  
Fax: 91 400 44 09

 Web: [www.hoteleauditorium.com](http://www.hoteleauditorium.com)

 Bus: 222, 223, 224, 225, 226, 227, 281, 282, 283, 284 and 285

### ACCESS

- The main entrance of the hotel is accessible via a ramp with a length of **1.5 m** and a suitable incline of **9%**. There is no handrail, and neither ends of the ramp have a distinctively textured and contrastingly coloured strip.
- The automatic revolving glass door has width of **1.13 m**. There are 2 glass swing doors on either side of the revolving door, which give an overall clearance width of **1.67 m**.
- None of the doors are marked with horizontal strips or a logo in a contrasting colour.



## ACCESSIBILITY - HEARING IMPAIRED

### Room

Internet connection: **yes**; TV which communicates with reception: **no**

TV with teletext decoder: **yes**; TV has alarm clock with visual alert: **no**

Bedside plug socket: **yes**; Entrance door with peephole: **yes**

Written information on available services: **yes**; Light signals to indicate a knock at the door: **no**

### Communal WCs

Door lock with visual aid to indicate either free or occupied: **no**; Cubicle doors with a gap underneath to see if there is someone inside: **no**

### Lifts

Visual signs indicating the floor and direction of movement, both inside and outside the cab: **yes**; Emergency button with a light to show that the emergency call has been received: **no**

### Emergency system

Emergency alarm systems with visual alerts: **no**



## ACCOMMODATION



### ACCESSIBILITY - PHYSICALLY DISABLED

<b>Adapted room</b>	No. of adapted rooms: <b>10</b>
On <b>first floor</b> , accessible via lift	Width of door: <b>90 cm</b>
Clear turning circle inside (diameter): <b>Ø 150 cm</b>	Height of climate control: <b>90 cm</b>
Height of bed: <b>55 cm</b>	Space for access to the bed: right hand side <b>75 cm</b> , left hand side <b>100 cm</b>
Wardrobe doors: <b>sliding, with knob, difficult to open</b>	Height of hanger rail: <b>140 cm</b>
Height of wardrobe shelves and drawers: <b>36-175 cm</b>	
<b>Bathroom in adapted room</b>	
Door: inward opening with a width of <b>90 cm</b>	Clear turning circle inside (diameter): <b>Ø 150 cm</b>
<b>Toilet:</b>	
Seat height: <b>41 cm</b>	Height of flush mechanism: <b>74 cm</b>
Approach area: right hand side <b>52 cm</b> , front <b>62 cm</b>	Folding grab bar on right hand side: <b>65-82 cm</b>
No grab bar on left hand side	
<b>Basin:</b>	
Height and clearance beneath the basin: side <b>70 cm and 30 cm</b>	Tap: <b>mixer tap</b>
Height of the lower edge of the mirror: <b>98 cm</b>	Height of bathroom fittings: <b>100-105 cm</b>
<b>Bath:</b>	
Height of bath: <b>45 cm</b>	Height and location of horizontal grab bar: <b>35-56 cm</b>
Transfer platform: <b>there is none</b>	Has no vertical grab bar
Mixer tap at a height of <b>60 cm on short wall</b>	Adjustable shower-head height: <b>yes, 100 cm</b>
Removable shower screen	
<b>Adapted bathroom in communal areas</b>	
On <b>floor -1</b> , accessible via lift	Number of adapted toilets: <b>1 cubicle</b>
Clear turning circle inside (diameter): <b>Ø 150 cm</b>	Door: outward opening with a width of <b>80 cm</b>
<b>Toilet:</b>	
Seat height: <b>41 cm</b>	Height of flush mechanism: <b>74 cm</b>
Approach area: <b>right hand side &gt; 80 cm</b>	Folding grab bar on right hand side: <b>64-81 cm</b>
Fixed grab bar on left hand side: <b>64-81 cm</b>	
<b>Basin:</b>	
Height and clearance beneath the basin: <b>70 cm and 37cm</b>	Tap: <b>mixer tap</b>
Height of the lower edge of the mirror: <b>97 cm</b>	Height of bathroom fittings: <b>100-135 cm</b>



## 4 STAR HOTELS

### Auditorium Madrid



<b>Lifts</b>	No. of lifts: <b>10</b> (2 panoramic)
<b>Lift 1</b>	<b>Connects reception with rooms</b>
<b>Accessible up to the door</b>	Height of call buttons: <b>90 cm</b>
Width of door: <b>90 cm</b>	Width and depth of cab: <b>110 and 210 cm</b>
<b>Lift 2</b>	<b>No. of lifts: 1. Connects reception with parking area</b>
<b>Accessible up to the door</b>	Height of call buttons: <b>90 cm</b>
Width of door: <b>80 cm</b>	Width and depth of cab: <b>110 and 138 cm</b>
<b>Lift 3</b>	<b>No. of lifts: 2. Panoramic, connects reception with rooms</b>
<b>Accessible up to the door</b>	Height of call buttons: <b>90 cm</b>
Width of door: <b>90 cm</b>	Width and depth of cab: <b>120 and 185 cm</b>

Other amenities	Location	Access	Main characteristics
Reception	Ground floor	Accessible	Height of reception desk: <b>110 cm</b>
Cafeteria	Ground floor	Not accessible, route includes <b>4 steps</b>	Height of bar: <b>112 cm</b> Height of table: <b>66 cm</b> Height beneath table: <b>57 cm</b> Width beneath table: <b>75 cm</b> Depth beneath table: <b>40 cm</b>
Restaurant / Breakfast buffet	Ground floor	Accessible	Height of buffet bar: <b>88 cm</b> Height of table: <b>76 cm</b> Height beneath table: <b>74 cm</b> Width beneath table: <b>90 cm</b> Depth beneath table: <b>60 cm</b>
Meeting rooms (57)	Ground floor	Accessible	Height of table: <b>73 cm</b> Height beneath table: <b>67 cm</b> Width beneath table: <b>180 cm</b> Depth beneath table: <b>45 cm</b>
Parking	Basement -1	Accessible via lift	There are <b>7</b> parking spaces for people with limited mobility ( <b>PRM</b> ), indicated by the disabled parking sign ( <b>ISA</b> ). Parking spaces have a width of <b>3.7 m</b> and a length of <b>5.68 m</b>


**ACCESSIBILITY – VISUALLY IMPAIRED**
**Signs**

Signs the same size: **yes**, average height of **155-180 cm** and a font size of **≥ 1.5 cm**

Lettering in a colour which contrasts with the background: **yes**; Text and symbols: **not in relief** and **not in Braille**

**Main stairs**

Edge of stairs marked with a non-slip strip in a contrasting colour: **no**; Side protection skirting board of **≥ 12 cm** on both sides: **no**

Steps have a riser: **yes**; All steps are the same height: **yes**  
Steps have nosing: **yes**

The space under the stairs is blocked off: **yes**; Handrail on either side: **yes**, except in the parking area where there is a handrail on one side only

Continuous handrails on half-landings: **no**; Handrail extends at top and bottom of stairs: **no**

Strip of surface of a different texture and contrasting colour at the top and bottom of the stairs: **no**

**Lifts**

Cab with audio signals: **yes**; Control buttons in contrasting colour: **yes**

Keypad with numbers in relief: **yes**; Keypad with numbers in Braille: **no**


**AXOR BARAJAS HOTEL**

Calle Campezo, 4  
28022 Madrid

Telephone: 91 312 19 60  
Fax: 91 312 17 93

Web: [www.axorhoteles.com](http://www.axorhoteles.com)

Metro without lift: Canillejas

Bus: 77

**ACCESS**

- The main entrance is accessible and with no slope.
- The automatic sliding glass door is **1.70 m** wide. It is marked with horizontal strips and a logo in a contrasting colour.


**ACCESSIBILITY – HEARING IMPAIRED**
**Room**

Internet connection: **yes**; TV which communicates with reception: **no**

TV with teletext decoder: **yes**; TV has alarm clock with visual alert: **yes**

Bedside plug socket: **yes**; Entrance door with peephole: **no**

Written information on available services: **yes**; Light signals to indicate a knock at the door: **no**

**Communal WCs**

Door lock with visual aid to indicate either free or occupied: **yes**; Cubicle doors with a gap underneath to see if there is someone inside: **no**

**Lifts**

Visual signs indicating the floor and direction of movement, both inside and outside the cab: **yes**; Emergency button with a light to show that the emergency call has been received: **yes**

**Emergency system**

Emergency alarm systems with visual alerts: **no**



**ACCESSIBILITY - PHYSICALLY DISABLED**

<b>Adapted room (No. 344)</b>	No. of adapted rooms: <b>6</b>
On <b>3<sup>rd</sup> floor</b> , accessible via lift	Width of door: <b>77 cm</b>
Clear turning circle inside (diameter): <b>Ø 150 cm</b>	Height of climate control: <b>160 cm</b>
Height of bed: <b>60 cm</b>	Space for access to the bed: right hand side <b>95 cm</b> , left hand side <b>135 cm</b>
Wardrobe doors: <b>Pull to open, easy to open</b>	Height of hanger rail: <b>190 cm</b> (hangers for long sleeved clothes)
Height of wardrobe shelves and drawers: <b>40-60 cm</b>	
<b>Bathroom in adapted room</b>	
Door: opens both ways with a width of <b>84 cm</b>	Clear turning circle inside (diameter): <b>Ø 150 cm</b>
<b>Toilet:</b>	
Seat height: <b>40 cm</b>	Height of flush mechanism: <b>87 cm</b>
Approach area: right hand side <b>78 cm</b> , front <b>140 cm</b>	Folding grab bar on right hand side: <b>60 and 80 cm</b>
Folding grab bar on left hand side: <b>60-80 cm</b>	Distance between bars: <b>67 cm</b>
<b>Basin:</b>	
Height and clearance beneath the basin: <b>67 cm and 45 cm</b>	Tap: <b>mixer tap</b>
Height of the lower edge of the mirror: <b>120 cm</b>	Height of bathroom fittings: <b>87 cm</b>
<b>Shower:</b>	
Width of approach to shower: <b>140 cm</b>	Shower base: <b>level with floor</b>
Shower floor: <b>non-slip</b>	Shower stool: <b>mobile</b>
Height and location of horizontal grab bar: <b>80 cm</b> , on same wall as tap, and on wall next to tap	Height of location of vertical grab bar: <b>80 cm-190 cm</b> on wall next to tap
Tap: <b>mixer tap</b>	Height of tap: <b>130 cm</b> on accessible wall
Adjustable shower-head height: <b>no</b>	Has a folding shower screen
<b>Adapted bathroom in communal areas</b>	
On ground floor, accessible	Door: inward opening, width of <b>91 cm</b>
Clear turning circle inside (diameter): <b>Ø 150 cm</b>	
<b>Toilet:</b>	
Seat height: <b>40 cm</b>	Height of flush mechanism: <b>100 cm</b>
Approach area: left hand side <b>80 cm</b> , front <b>150 cm</b>	Fixed grab bar on right hand side: <b>75 cm</b>
Folding grab bar on left hand side: <b>75 cm</b>	Distance between bars: <b>70 cm</b>



<b>Basin:</b>	
Height and clearance beneath the basin: <b>72 cm and 50 cm</b>	Tap: <b>mixer tap</b>
Height of the lower edge of the mirror: <b>80 cm</b>	Height of bathroom fittings: <b>85 cm</b>
<b>Lifts</b>	
<b>Accessible up to the door</b>	No. of lifts: <b>3</b> . Connecting all floors
Width of door: <b>90 cm</b>	Height of call buttons: <b>103-110 cm</b>
	Width and depth of cab: <b>133 and 140 cm</b>
Height of lift buttons: <b>90-110 cm</b>	Height of handrail: <b>92 cm</b>

Other amenities	Location	Access	Main characteristics
Reception	Ground floor	Accessible	Height of reception desk: <b>115 cm</b>
Cafeteria	Ground floor	Accessible	Height of bar: <b>121 cm</b> Height of table: <b>40 cm</b> Height beneath table: <b>38 cm</b> Width beneath table: <b>70 cm</b> Depth beneath table: <b>20 cm</b>
Restaurant / Breakfast buffet	Ground floor	Accessible	Height of buffet bar: <b>70 and 92 cm</b> Height of table: <b>73 cm</b> Height beneath table: <b>70 cm</b> Width beneath table: <b>70 cm</b> Depth beneath table: <b>40 cm</b>
Meeting rooms (3)	Ground floor	Accessible	Height of table: <b>74 cm</b> Height beneath table: <b>71 cm</b> Width beneath table: <b>170 cm</b> Depth beneath table: <b>45 cm</b>


**ACCESSIBILITY – VISUALLY IMPAIRED**
**Signs**

Signs the same size: **yes**, average height of **170-180 cm** and a font size of **≥ 1.5 cm**

Lettering in a colour which contrasts with the background: **yes**; Text and symbols: **not in relief** and **not in Braille**

**Main stairs**

Edge of stairs marked with a non-slip strip in a contrasting colour: **yes**; Side protection skirting board of **≥ 12 cm** on both sides: **yes**

Steps have a riser: **yes**; All steps are the same height: **yes**  
Steps have nosing: **no**

The space under the stairs is blocked off: **yes**; Handrail on either side: **yes**

Continuous handrails on half-landings: **no**; Handrail extends at top and bottom of stairs: **no**


Strip of surface of a different texture and contrasting colour at the top and bottom of the stairs: **no**


**Lifts**

Cab with audio signals: **yes**; Control buttons in contrasting colour: **yes**

Keypad with numbers in relief: **yes**; Keypad with numbers in Braille: **no**


**AXOR FERIA HOTEL**

 Calle Campezo, 4  
28022 Madrid

 **Telephone:** 91 312 23 79  
**Fax:** 91 312 23 86

 **Web:** [www.hoteles.com](http://www.hoteles.com)  
**E-mail:** [reservas.feria@axorhoteles.com](mailto:reservas.feria@axorhoteles.com)

**ACCESS**

- The main entrance is accessible. There are **2** sets of automatic glass doors, both of which are marked with horizontal strips in a contrasting colour.
- The **2** doors have a clearance width of **1.70 m**, and between the two there is a mat correctly fixed to the floor.


**ACCESSIBILITY – HEARING IMPAIRED**
**Room**

Internet connection: **yes**; TV which communicates with reception: **no**

TV with teletext decoder: **yes**; TV has alarm clock with visual alert: **no**

Bedside plug socket: **yes**; Entrance door with peephole: **no**

Written information on available services: **no**; Light signals to indicate a knock at the door: **no**

**Communal WCs**

Door lock with visual aid to indicate either free or occupied: **yes**; Cubicle doors with a gap underneath to see if there is someone inside: **no**

**Lifts**

Visual signs indicating the floor and direction of movement, both inside and outside the cab: **yes**; Emergency button with a light to show that the emergency call has been received: **yes**

**Emergency system**

Emergency alarm systems with visual alerts: **yes**



**ACCESSIBILITY - PHYSICALLY DISABLED**

<b>Adapted room (No. 257)</b>	No. of adapted rooms: <b>6</b>
On <b>2<sup>nd</sup> floor</b> , accessible via lift	Width of door: <b>80 cm</b>
Clear turning circle inside (diameter): <b>Ø 150 cm</b>	Height of climate control: <b>110 cm</b>
Height of bed: <b>55 cm</b>	Space for access to the bed: right hand side <b>130 cm</b> , left hand side <b>65 cm</b>
Wardrobe doors: <b>Sliding doors, easy to open</b>	Height of hanger rail: <b>144 cm</b>
Height of wardrobe shelves and drawers: <b>30-155 cm</b>	
<b>Bathroom in adapted room</b>	
Door: opens both ways with a width of <b>87 cm</b>	Clear turning circle inside (diameter): <b>Ø 140 cm</b>
<b>Toilet:</b>	
Seat height: <b>40 cm</b>	Height of flush mechanism: <b>88 cm</b>
Approach area: left hand side <b>50 cm</b> , front <b>150 cm</b>	Folding grab bar on right hand side: <b>78 cm</b>
Folding grab bar on left hand side: <b>78 cm</b>	Distance between bars: <b>66 cm</b>
<b>Basin:</b>	
Height and clearance beneath the basin: <b>84-46 cm</b>	Tap: <b>mixer tap</b>
Height of the lower edge of the mirror: <b>113 cm</b>	Height of bathroom fittings: <b>69-79 cm</b>
<b>Shower:</b>	
Width of approach to shower: <b>&gt; 150 cm</b>	Shower base: <b>level with floor but there is a slight lip from the shower screen</b>
Shower floor: <b>non-slip</b>	Shower stool or chair: <b>mobile chair</b>
Height and location of horizontal grab bar: <b>75 cm</b> , on same wall as tap, and on wall next to tap	Height of location of vertical grab bar: <b>75-190 cm</b> on wall next to tap
Tap: <b>mixer tap</b>	Height of tap: <b>120 cm</b> on accessible wall
Adjustable shower-head height: <b>yes</b>	Has a sliding, glass shower screen
<b>Adapted bathroom in communal areas</b>	
On ground floor, accessible width of <b>91 cm</b>	Door: <b>swings both ways with a width of 95 cm</b>
Cubicle door inward swinging of <b>95 cm</b>	Clear turning circle inside (diameter): <b>Ø 150 cm</b>
<b>Toilet:</b>	
Seat height: <b>40 cm</b>	Height of flush mechanism: <b>100 cm</b>



Approach area: left hand side <b>90 cm</b> , front <b>150 cm</b>	Fixed grab bar on right hand side: <b>77 cm</b>
Folding grab bar on left hand side: <b>77 cm</b>	Distance between bars: <b>60 cm</b>
<b>Basin:</b>	
Height and clearance beneath the basin: <b>75 cm and 52 cm</b>	Tap: <b>mixer tap</b>
Height of the lower edge of the mirror: <b>120 cm</b>	Height of bathroom fittings: <b>90 cm</b>
<b>Lifts</b>	
<b>Accessible up to the door</b>	No. of lifts: <b>3</b>
Width of door: <b>90 cm</b>	Height of call buttons: <b>109 cm</b>
	Width and depth of cab: <b>135 and 135 cm</b>
Height of lift buttons: <b>90-110 cm</b>	Height of handrail: <b>90 cm</b>

Other amenities	Location	Access	Main characteristics
Reception	Ground floor	Accessible	Height of reception desk: <b>110 cm</b>
Restaurant / Breakfast buffet	Ground floor	Accessible	Height of buffet bar: <b>74 cm</b> Height of table: <b>72 cm</b> Height beneath table: <b>70 cm</b> Width beneath table: <b>80 cm</b> Depth beneath table: <b>25 cm</b>
Parking	Basement -1 and -2	Accessible via lift	There are <b>4</b> parking spaces for people with limited mobility ( <b>PRM</b> ), indicated by the disabled parking sign ( <b>ISA</b> )


**ACCESSIBILITY – VISUALLY IMPAIRED**
**Signs**

Signs the same size: **yes**, average height of **120-160 cm** and a font size of **2 cm**

Lettering in a colour which contrasts with the background: **yes**; and not in Braille

**Main stairs**

Edge of stairs marked with a non-slip strip in a contrasting colour: **yes, but without contrasting colour**

Side protection skirting board of  $\geq 12$  cm on both sides: **yes**

Steps have a riser: **yes**

All steps are the same height: **yes**

Steps have nosing: **no**

The space under the stairs is blocked off: **yes**

Handrail on either side: **yes**

Continuous handrails on half-landings: **no**

Handrail extends at top and bottom of stairs: **no**

Strip of surface of a different texture and contrasting colour at the top and bottom of the stairs: **no**

**Lifts**


Cab with audio signals: **yes**


Control buttons in contrasting colour: **yes**

Keypad with numbers in relief: **yes**

Keypad with numbers in Braille: **no**



**AYRE GRAN HOTEL COLÓN**

 Calle del Pez volador, 1-11  
28007 Madrid

 **Telephone:** 91 573 59 00  
**Fax:** 91 573 08 09

 **Web:** www.ayrehoteles.com

 **Metro with lift:** Conde de Casal

 **Bus:** 20, 30, 32, 56, 102 and 143

**ACCESS**

- The main entrance at Calle del Pez Volador 1 is inaccessible, as it has a number of stairs and no alternative ramp.
- The entrances at Calle del Pez Volador 11 and Calle del Doctor Esquerdo 117 are accessible and are level.
- The main automatic glass door is **80 cm** wide.
- There is another alternative glass swing door next to the main automatic door on Calle del Doctor Esquerdo. It is **75 cm** wide.
- None of the doors are marked with horizontal strips or a logo in a contrasting colour.


**ACCESSIBILITY – HEARING IMPAIRED**
**Room**

Internet connection: **yes**

TV which communicates with reception: **no**

TV with teletext decoder: **yes**

TV has alarm clock with visual alert: **no**

Bedside plug socket: **yes**

Entrance door with peephole: **no**

Written information on available services: **yes**

Light signals to indicate a knock at the door: **no**

**Communal WCs**

Door lock with visual aid to indicate either free or occupied: **no**

Cubicle doors with a gap underneath to see if there is someone inside: **no**

**Lifts**

Visual signs indicating the floor and direction of movement, both inside and outside the cab: **yes**

Emergency button with a light to show that the emergency call has been received: **no**

**Emergency system**

Emergency alarm systems with visual alerts: **no**





### ACCESSIBILITY - PHYSICALLY DISABLED

<b>Adapted room</b>	No. of adapted rooms: <b>8</b>
Accessible via lift	Width of door: <b>81 cm</b>
Clear turning circle inside (diameter): <b>Ø 150 cm</b>	Height of climate control: <b>145 cm</b>
Height of bed: <b>53 cm</b>	Space for access to the bed: right hand side <b>130 cm</b> , left hand side <b>85 cm</b>
Wardrobe doors: <b>sliding doors</b>	Height of hanger rail: <b>120 cm</b>
Height of wardrobe shelves and drawers: <b>45-150 cm</b>	
<b>Bathroom in adapted room</b>	
Door: opens both ways with a width of <b>87 cm</b>	Clear turning circle inside (diameter): <b>Ø 150 cm</b>
<b>Toilet:</b>	
Seat height: <b>45 cm</b>	Height of flush mechanism: <b>100 cm</b>
Approach area: left hand side <b>78 cm</b>	Fixed grab bar on right hand side: <b>65-80 cm</b>
No grab bar on left hand side	
<b>Basin:</b>	
Width and clearance beneath the basin: <b>95 cm and 50 cm</b>	Tap: <b>adapter mixer tap</b>
Height of the lower edge of the mirror: <b>110 cm</b>	Height of bathroom fittings: <b>80-100 cm</b>
<b>Shower:</b>	
Width of approach to shower: <b>150 cm</b>	Shower base: <b>level with floor</b>
Shower floor: <b>non-slip</b>	Shower stool or chair: <b>fixed and folding</b>
Height and location of horizontal grab bar: <b>90 cm</b> , on wall next to tap	Height of location of vertical grab bar: <b>90-140 cm</b> on wall next to tap
Tap: <b>mixer tap</b>	Height of tap: <b>90-140 cm</b> on accessible wall
Adjustable shower-head height: <b>yes</b>	
<b>Lifts</b>	
No. of lifts: <b>3</b>	
<b>Accessible up to the door</b>	Height of call buttons: <b>105 cm</b>
Width of door: <b>79 cm</b> ; "A" <b>80 cm</b>	Width and depth of cab: <b>107 and 160 cm</b> ; "A" <b>96 x 160 cm</b>

Other amenities	Location	Access	Main characteristics
Reception	Ground floor	Accessible	Height of reception desk: <b>120 cm</b> "A"
Cafeteria	Ground floor	Accessible via ramp with a length of <b>1.1 m</b> , an incline of	Height of bar: <b>110 cm</b> Height of table: <b>77 cm</b> Height beneath table: <b>73 cm</b> Width beneath table: <b>90 cm</b> Depth beneath table: <b>35 cm</b>

		<b>6%</b> and without a handrail	
Restaurant / Breakfast buffet	Ground floor	Accessible via ramp with a length of <b>1.1 m</b> , an incline of <b>6%</b> and without a handrail	Height of buffet bar: <b>90-94 cm</b> Height of table: <b>90 cm</b> Height beneath table: <b>69 cm</b> Width beneath table: <b>75 cm</b> Depth beneath table: <b>90 cm</b>
Meeting rooms (3)	Basement -1	Accessible	Height of table: <b>74 cm</b> Height beneath table: <b>69 cm</b> Width beneath table: <b>155 cm</b> Depth beneath table: <b>45 cm</b>
Parking	Basement -1	Accessible	There are no parking spaces for people with limited mobility ( <b>PRM</b> )



### ACCESSIBILITY - VISUALLY IMPAIRED

<b>Signs</b>	
Signs the same size: <b>yes</b> , average height of <b>140-160 cm</b> and a font size of <b>≥ 1,5 cm</b>	
Lettering in a colour which contrasts with the background: <b>yes</b>	Text and symbols: <b>not in relief and not in Braille</b>
<b>Main stairs</b>	
Edge of stairs marked with a non-slip strip in a contrasting colour: <b>no</b>	Side protection skirting board of <b>≥ 12 cm</b> on both sides: <b>no</b>
Steps have a riser: <b>no</b>	All steps are the same height: <b>yes</b>
Steps have nosing: <b>yes</b>	
The space under the stairs is blocked off: <b>no</b>	Handrail on either side: <b>no</b>
Continuous handrails on half-landings: <b>no</b>	Handrail extends at top and bottom of stairs: <b>no</b>
Strip of surface of a different texture and contrasting colour at the top and bottom of the stairs: <b>no</b>	
<b>Lifts</b>	
Cab with audio signals: <b>no</b>	Control buttons in contrasting colour: <b>yes</b>
Keypad with numbers in relief: <b>yes</b>	Keypad with numbers in Braille: <b>yes</b>



## ACCOMMODATION



### BARCELÓ CASTELLANA NORTE HOTEL

Avenida de Manoteras, 20  
28050 Madrid

**Telephone:** 91 383 09 50  
 **Fax:** 91 383 09 82

**Web:** www.barcelo.com

**Light rail station with lift:** Virgen del Cortijo

**Bus:** 150 and 174

#### ACCESS

- The main entrance of the hotel is accessible and has a level surface.
- There is a double automatic sliding glass door that is **1.90 m** wide.



## ACCESSIBILITY - HEARING IMPAIRED

<b>Room</b>	
Internet connection: <b>yes</b>	TV which communicates with reception: <b>no</b>
TV with teletext decoder: <b>yes</b>	TV has alarm clock with visual alert: <b>no</b>
Bedside plug socket: <b>yes</b>	Entrance door with peephole: <b>no</b>
Written information on available services: <b>yes</b>	Light signals to indicate a knock at the door: <b>no</b>
<b>Communal WCs</b>	
Door lock with visual aid to indicate either free or occupied: <b>no</b>	Cubicle doors with a gap underneath to see if there is someone inside: <b>no</b>
<b>Lifts</b>	
Visual signs indicating the floor and direction of movement, both inside and outside the cab: <b>yes</b>	Emergency button with a light to show that the emergency call has been received: <b>no</b>
<b>Emergency system</b>	
Emergency alarm systems with visual alerts: <b>no</b>	



## ★★★★ 4 STAR HOTELS



## ACCESSIBILITY - PHYSICALLY DISABLED

<b>Adapted room (No. 112)</b>	No. of adapted rooms: <b>3</b>
On <b>1<sup>st</sup> floor</b> , accessible via lift	Width of door: <b>78 cm</b>
Clear turning circle inside (diameter): <b>Ø 150 cm</b>	Height of climate control: <b>120 cm</b>
Height of bed: <b>55 cm</b>	Space for access to the bed: right hand side <b>20 cm</b> , left hand side $\geq$ <b>90 cm</b>
Wardrobe doors: <b>Sliding with knobs, easy to open</b>	Height of hanger rail: <b>120 and 180 cm</b>
Height of wardrobe shelves and drawers: <b>10-78 cm</b>	
<b>Bathroom in adapted room</b>	
Door: opens both ways with a width of <b>80 cm</b>	Clear turning circle inside (diameter): <b>Ø 150 cm</b>
<b>Toilet:</b>	
Seat height: <b>44 cm</b>	Height of flush mechanism: <b>100 cm</b>
Approach area: right hand side <b>82 cm</b> , front <b>130 cm</b>	Folding grab bar on right hand side: <b>80 cm</b>
Fixed grab bar on left hand side: <b>80 cm</b>	Distance between bars: <b>63 cm</b>
<b>Basin:</b>	
Height and clearance beneath the basin: <b>78 cm and 50 cm</b>	Tap: <b>mixer tap</b>
Height of the lower edge of the mirror: <b>110 cm</b>	Height of bathroom fittings: <b>90 cm</b>
<b>Shower:</b>	
Width of approach to shower: <b>130 cm</b>	Shower base: <b>level with floor</b>
Shower floor: <b>non-slip</b>	Shower stool: <b>mobile</b>
Height and location of horizontal grab bar: <b>80 cm</b> , on wall next to tap	Height of location of vertical grab bar: <b>80 cm-130 cm on wall next to tap</b>
Tap: <b>mixer tap</b>	Height of tap: <b>120-170 cm on accessible wall</b>
Adjustable shower-head height: <b>yes</b>	Has a folding shower screen
<b>Adapted bathroom in communal areas</b>	
On ground floor, accessible	Number of adapted toilets: <b>1</b>
Clear turning circle inside (diameter): <b>Ø 150 cm</b>	Door: inward opening, width of <b>87 cm</b>
<b>Toilet: the fixed grab bar is 60 cm from the toilet and is of no use</b>	
Seat height: <b>42 cm</b>	Height of flush mechanism: <b>100 cm</b>



## ACCOMMODATION



Approach area: right hand side <b>50 cm</b> , left hand side <b>60 cm</b> , front <b>130 cm</b>	Fixed grab bar on right hand side: <b>80 cm</b>
Fixed grab bar on left hand side: <b>80 cm</b>	Distance between bars: <b>95 cm</b>
<b>Basin:</b>	
Height and clearance beneath the basin: <b>83 cm and 40 cm</b>	Tap: <b>mixer tap</b>
Height of the lower edge of the mirror: <b>100 cm</b>	Height of bathroom fittings: <b>100 cm</b>
<b>Lifts</b>	
<b>Accessible up to the door</b>	Height of call buttons: <b>110 cm</b>
Width of door: <b>89 cm</b>	Width and depth of cab: <b>118 and 174 cm</b>
Height of lift buttons: <b>90-110 cm</b>	Height of handrail: <b>93 cm</b>

Other amenities	Location	Access	Main characteristics
Reception	Ground floor	Accessible	Height of reception desk: <b>114 cm</b>
Snack Bar	Ground floor	Accessible	Height of bar: <b>118 cm</b> Height of table: <b>76 cm</b> Height beneath table: <b>73 cm</b> Width beneath table: <b>70 cm</b> Depth beneath table: <b>90 cm</b> Table with central leg
Restaurant / Breakfast buffet	Ground floor	Accessible	Height of buffet bar: <b>50-90 cm</b> Height of table: <b>76 cm</b> Height beneath table: <b>73 cm</b> Width beneath table: <b>70 cm</b> Depth beneath table: <b>90 cm</b> Table with central leg
Meeting rooms (3)	Ground floor	Accessible	Height of table: <b>71 cm</b> Height beneath table: <b>69 cm</b> Width beneath table: <b>240 cm</b> Depth beneath table: <b>50 cm</b>
Parking	Basement -1	Accessible via lift	There are <b>2</b> parking spaces for people with limited mobility ( <b>PRM</b> ), indicated by the disabled parking sign ( <b>ISA</b> )



## 4 STAR HOTELS

Barceló  
Castellana Norte



## ACCESSIBILITY - VISUALLY IMPAIRED

<b>Signs</b>	
Signs the same size: <b>yes</b> , average height of <b>160-180 cm</b> and a font size of <b>≥ 1,5 cm</b>	
Lettering in a colour which contrasts with the background: <b>yes</b>	Text and symbols: <b>not in relief and not in Braille</b>
<b>Main stairs</b>	
Edge of stairs marked with a non-slip strip in a contrasting colour: <b>no</b>	Side protection skirting board of <b>≥ 12 cm</b> on both sides: <b>only on one side</b>
Steps have a riser: <b>yes</b>	All steps are the same height: <b>yes</b>
Steps have nosing: <b>no</b>	
The space under the stairs is blocked off: <b>yes</b>	Handrail on either side: <b>no</b>
Continuous handrails on half-landings: <b>no</b>	Handrail extends at top and bottom of stairs: <b>no</b>
Strip of surface of a different texture and contrasting colour at the top and bottom of the stairs: <b>no</b>	
<b>Lifts</b>	
Cab with audio signals: <b>no</b>	Control buttons in contrasting colour: <b>yes</b>
Keypad with numbers in relief: <b>yes</b>	Keypad with numbers in Braille: <b>no</b>



## ACCOMMODATION



### BARCELÓ TORRE ARIAS HOTEL

Calle de Julián Camarillo, 19-21  
28037 Madrid

**Telephone:** 91 387 94 00  
**Fax:** 91 387 94 01

**Web:** www.barcelotorrearias.com

**Bus:** 105

#### ACCESS

- The main entrance has a step **8 cm** high and an alternative ramp **44 cm** long, **1.30 m** wide and with a non-recommended incline of **21%**. There is a handrail, but the ends of the ramp are not indicated by a distinctively textured or contrastingly coloured floor surface.
- The main automatic glass door is **1.75 m** wide. It is marked with horizontal strips or a logo in a contrasting colour.



#### ACCESSIBILITY – HEARING IMPAIRED

<b>Room</b>	
Internet connection: <b>yes</b>	TV which communicates with reception: <b>no</b>
TV with teletext decoder: <b>yes</b>	TV has alarm clock with visual alert: <b>no</b>
Bedside plug socket: <b>yes</b>	Entrance door with peephole: <b>no</b>
Written information on available services: <b>yes</b>	Light signals to indicate a knock at the door: <b>no</b>
<b>Communal WCs</b>	
Door lock with visual aid to indicate either free or occupied: <b>no</b>	Cubicle doors with a gap underneath to see if there is someone inside: <b>no</b>
<b>Lifts</b>	
Visual signs indicating the floor and direction of movement, both inside and outside the cab: <b>yes</b>	Emergency button with a light to show that the emergency call has been received: <b>no</b>
<b>Emergency system</b>	
Emergency alarm systems with visual alerts: <b>no</b>	



## 4 STAR HOTELS



#### ACCESSIBILITY – PHYSICALLY DISABLED

<b>Adapted room (No. 127)</b>	No. of adapted rooms: <b>4</b>
On <b>1<sup>st</sup> floor</b> , accessible via lift	Width of door: <b>85 cm</b>
Clear turning circle inside (diameter): <b>Ø 150 cm</b>	Height of climate control: <b>80 cm</b>
Height of bed: <b>60 cm</b>	Space for access to the bed: left hand side <b>120 cm</b>
Wardrobe doors: <b>Swinging door, easy to open</b>	Height of hanger rail: <b>140 cm</b>
Height of wardrobe shelves and drawers: <b>150 cm</b>	
<b>Bathroom in adapted room</b>	
Door: sliding door with a width of <b>81 cm</b>	Clear turning circle inside (diameter): <b>Ø 150 cm</b>
<b>Toilet:</b>	
Seat height: <b>42 cm</b>	Height of flush mechanism: <b>100 cm</b>
Approach area: neither <b>≥ 80 cm</b>	Fixed grab bar on right hand side: <b>65-77 cm</b>
No grab bar on left hand side	
<b>Basin:</b>	
Height and clearance beneath the basin: <b>65 cm and 55 cm</b>	Tap: <b>mixer tap</b>
Height of the lower edge of the mirror: <b>100 cm</b>	Height of bathroom fittings: <b>70-74 cm</b>
<b>Shower:</b>	
Width of approach to shower: <b>150 cm</b>	Shower base: <b>level with floor</b>
Shower floor: <b>non-slip</b>	Shower stool: <b>fixed and folding</b>
Height and location of horizontal grab bar: <b>83-102 cm, on wall next to tap</b>	Height of location of vertical grab bar: <b>90-140 cm on wall next to tap</b>
Tap: <b>mixer tap</b>	Height of tap: <b>117 cm on accessible wall</b>
Adjustable shower-head height: <b>yes</b>	
<b>Adapted bathroom in communal areas</b>	Number of adapted toilets: <b>1</b>
On ground floor, accessible via lift	Door: outward opening, width of <b>75 cm</b>
Clear turning circle inside (diameter): <b>Ø 150 cm</b>	
<b>Toilet:</b>	
Seat height: <b>41 cm</b>	Height of flush mechanism: <b>90-108 cm</b>
Approach area: right hand side <b>135 cm</b>	Folding grab bar on right hand side: <b>64-78 cm</b>
No grab bar on left hand side	



## ACCOMMODATION



<b>Basin:</b>	
Height and clearance beneath the basin: <b>60 cm and 82 cm</b>	Tap: <b>mixer tap</b>
Height of the lower edge of the mirror: <b>90 cm</b>	Height of bathroom fittings: <b>96 cm</b>
<b>Lifts</b>	
<b>Accessible up to the door</b>	Height of call buttons: <b>105 cm</b>
Width of door: <b>80 cm</b>	Width and depth of cab: <b>95 and 120 cm</b>
Height of lift buttons: <b>110-120 cm</b>	Height of handrail: <b>90 cm</b>

Other amenities	Location	Access	Main characteristics
Reception	Ground floor	Accessible	Height of reception desk: <b>76-132 cm</b>
Cafeteria	Ground floor	Accessible	Height of bar: <b>107 cm</b> Height of table: <b>75 cm</b> Height beneath table: <b>74 cm</b> Width beneath table: <b>70 cm</b> Depth beneath table: <b>40 cm</b>
Restaurant / Breakfast buffet	Ground floor	Accessible	Height of buffet bar: <b>90 cm</b> Height of table: <b>75 cm</b> Height beneath table: <b>74 cm</b> Width beneath table: <b>70 cm</b> Depth beneath table: <b>40 cm</b>
Meeting rooms (2)	Ground floor	Accessible	Height of table: <b>75 cm</b> Height beneath table: <b>72 cm</b> Width beneath table: <b>45 cm</b> Depth beneath table: <b>45 cm</b>
Parking	Basement -1	Accessible	There is <b>1</b> parking space for people with limited mobility ( <b>PRM</b> ), indicated by the disabled parking sign ( <b>ISA</b> )



## 4 STAR HOTELS Barceló Torre Arias



## ACCESSIBILITY - VISUALLY IMPAIRED

<b>Signs</b>	
Signs the same size: <b>yes</b> , average height of <b>150-175 cm</b> and a font size of <b>≥ 1,5 cm</b>	
Lettering in a colour which contrasts with the background: <b>yes</b>	Text and symbols: <b>not in relief and not in Braille</b>
<b>Main stairs</b>	
Edge of stairs marked with a non-slip strip in a contrasting colour: <b>no</b>	Side protection skirting board of <b>≥ 12 cm</b> on both sides: <b>only on one side</b>
Steps have a riser: <b>no</b>	All steps are the same height: <b>yes</b>
Steps have nosing: <b>yes</b>	
The space under the stairs is blocked off: <b>no</b>	Handrail on either side: <b>yes</b>
Continuous handrails on half-landings: <b>no</b>	Handrail extends at top and bottom of stairs: <b>no</b>
Strip of surface of a different texture and contrasting colour at the top and bottom of the stairs: <b>no</b>	
<b>Lifts</b>	
Cab with audio signals: <b>no</b>	Control buttons in contrasting colour: <b>yes</b>
Keypad with numbers in relief: <b>yes</b>	Keypad with numbers in Braille: <b>yes</b>


**CATALONIA ATOCHA HOTEL**

-  Calle Atocha, 81  
28012 Madrid
-  **Telephone:** 91 420 37 70  
 **Fax:** 91 420 37 71
-  **Web:** www.hoteles-catalonia.com
-  **Metro with lift:** Atocha Renfe
-  **Bus:** 10, 14, 19, 24, 26, 32, 37, 54, 57, 102, 141 and C

**ACCESS**

- The entrance to the hotel is level with the street. It has a clearance width of **2 m**.
- There is a revolving glass door with a clearance width of **1.40 m**. There is a control to stop and reduce the speed of the revolving door both inside and outside at a height of **1 m**.
- There is an alternative manual outward opening glass door to the left of the revolving door with a clearance width of **85 cm**. The door has the hotel logo on it but there is not sufficient contrast and there are no double horizontal stripes.
- There is a doorbell at a height of **1.37 m**. As they are glass doors, and are next to the reception area, there is no need for a video intercom.
- Within the revolving door is a doormat securely affixed to the floor.
- There is an accessible route that takes guests straight to the reception and help desk.

**★★★★ 4 STAR HOTELS**

**ACCESSIBILITY - HEARING IMPAIRED**

<b>Room</b>	
Internet connection: <b>yes</b>	TV which communicates with reception: <b>yes</b>
TV with teletext decoder: <b>no</b>	TV has alarm clock with visual alert: <b>no</b>
Bedside plug socket: <b>no</b>	Entrance door with peephole: <b>no</b>
Written information on available services: <b>no</b>	Light signals to indicate a knock at the door: <b>no</b>
<b>Communal WCs</b>	
Door lock with visual aid to indicate either free or occupied: <b>no</b>	Cubicle doors with a gap underneath to see if there is someone inside: <b>no</b>
<b>Lifts</b>	
Visual signs indicating the floor and direction of movement, both inside and outside the cab: <b>yes</b>	Emergency button with a light to show that the emergency call has been received: <b>yes</b>
<b>Emergency system</b>	
Emergency alarm systems with visual alerts: <b>no</b>	


**ACCESSIBILITY - PHYSICALLY DISABLED**

<b>Adapted room (No. 006)</b>	
On the ground floor, accessible	Number of adapted rooms: <b>4</b>
Clear turning circle inside (diameter): <b>Ø 150 cm</b>	Width of door: <b>74 cm</b>
Height of bed: <b>57 cm</b>	Height of climate control: <b>170 cm</b>
Wardrobe doors: swing door opening to <b>90°</b> with doorknob	Space for access to the bed: right hand side <b>177 cm</b> left hand side <b>68 cm</b>
Min. and max. height of wardrobe shelves and drawers: <b>50 cm and 180 cm</b>	Height of hanger rail: <b>180 cm</b>
<b>Bathroom in adapted room</b>	
Door: Inward opening with a width of <b>77 cm</b>	Clear turning circle inside (diameter): <b>Ø 150 cm</b>
<b>Toilet:</b>	
Seat height: <b>41 cm</b>	Height of flush mechanism: <b>78 cm</b>
Approach area: right hand side <b>150 cm</b> , left hand side <b>105 cm</b> , front <b>114 cm</b>	Adjustable folding grab bar on the right hand side: <b>72 cm</b>



## ACCOMMODATION



Adjustable folding grab bar on the left hand side: <b>72 cm</b>	Distance between bars: <b>58 cm</b>
<b>Basin:</b>	
Height and clearance beneath the basin: <b>70 cm and 10 cm</b>	Tap: mixer tap easy to use
Height of the lower edge of the mirror: <b>90 cm</b>	Min. and max. height of bathroom fittings: <b>87 cm and 120 cm</b>
<b>Shower:</b>	
Width and depth of approach area: <b>115 cm and ≥ 120 cm</b>	Shower base: level with the floor
Shower floor: non-slip	Shower chair or seat: fixed and folding seats
Height and location of horizontal grab bar: <b>78 cm</b> on wall to the side of the tap	Height and location of vertical grab bar: none
Tap: mixer tap easy to use	Height of the tap: <b>130 cm</b> on the same wall as the fixed seat
Adjustable height shower head: <b>130 - 185 cm</b>	Shower screen: <b>no</b>
<b>Adapted toilets in communal areas</b>	
Location: next to restaurant /buffet and meeting rooms	Total number of adapted toilets: <b>1</b>
Bathroom door: none	Basement -1 – accessible via lift
Clear turning circle inside (diameter): <b>Ø 150 cm</b>	Cubicle door: outward opening with a width of <b>76 cm</b>
<b>Toilet</b>	
Seat height: <b>44 cm</b>	Height of flush mechanism: <b>100 cm</b>
Approach area: right hand side <b>71 cm</b> , left hand side <b>83 cm</b> and front <b>210 cm</b>	Adjustable folding grab bar on the right hand side: <b>72 cm</b>
Adjustable folding grab bar on the left hand side: <b>72 cm</b>	Distance between bars: <b>59 cm</b>
<b>Basin</b>	
Height and clearance beneath the basin: <b>88 cm and 0 cm</b>	Tap: mixer tap easy to use



## ☆☆☆☆ 4 STAR HOTELS

Catalonia  
Atocha



Height of the lower edge of the mirror: <b>105 cm</b>	Min. and max. height of bathroom fittings: <b>100 cm and 110 cm</b>
<b>Lifts</b>	
Floors served: all floors	Total number of lifts: <b>3</b> – with the same characteristics
Height of call buttons: <b>104 - 110 cm</b>	Accessible up to the door
Width and depth of cab: <b>116 and 138 cm</b>	Width of door: <b>90 cm</b>
Height of handrail: <b>90 cm</b>	Min. and max. height of the call buttons: <b>90 cm and 110 cm</b>
	Mirror opposite the door: <b>yes</b>

Other amenities	Location	Access	Main characteristics
Reception	Ground floor	Accessible	Height of reception desk: <b>86 cm and 118 cm</b> – two levels
Cafeteria	Ground floor	Accessible via ramp. <b>100 cm</b> wide, <b>285 cm</b> long with a <b>6.9%</b> incline. Accessible from the street level. To the side of the main entranceway, there is direct access without having to pass by the reception / lobby	Height of bar: <b>110 cm</b> Height of table: <b>73 cm</b> Height beneath table <b>71 cm</b> Width beneath table: <b>78 cm</b> Depth beneath table: <b>37 cm</b>

## ACCOMMODATION



Other amenities	Location	Access	Main characteristics
Restaurant / Breakfast buffet	Basement floor -1	Accessible via lift	Height of buffet bar: <b>92 cm</b> Height of table: <b>74 cm</b> Height beneath table <b>72 cm</b> Width beneath table: <b>70 cm</b> Depth beneath table: <b>31 cm</b>
Meeting rooms (2)	Basement floor -1	Accessible via lift	Height of table: <b>75 cm</b> Height beneath table <b>70 cm</b> Width beneath table: <b>180 cm</b> Depth beneath table: <b>44 cm</b>
Solarium & Jacuzzi	7th floor	Accessible via lift to 7th floor but to access solarium and Jacuzzi, four steps must first be negotiated, one with a height of <b>30 cm</b> followed by a small landing, then three others with a height of <b>19 cm</b>	No hoist to get into Jacuzzi and no specially adapted changing rooms or toilets

## ★★★★ 4 STAR HOTELS



## ACCESSIBILITY - VISUALLY IMPAIRED

### Bedrooms

Colour of door contrasts with adjacent walls: <b>yes</b>	Information about hotel services available in Braille: <b>no</b> and in large print: <b>no</b>
Room lighting with dimmer switch: <b>no</b>	TV remote control with large numbers: <b>yes</b> and in contrasting colours: <b>yes</b>
Room free of projecting elements: <b>yes</b>	Audible signals to indicate emergency alarm: <b>yes</b>

### Signs

Signs the same size: **yes**, average height of **170 cm** and a font size of **3 cm**

Lettering in a colour which contrasts with the background: <b>yes</b>	Text and symbols: not in relief and not in <b>Braille</b>
---	---

### Main stairs

Edge of stairs marked with a non-slip strip in a contrasting colour: <b>no</b>	Side protection skirting board of <b>12 cm</b> on both sides: <b>no</b>
--	---

Steps have a riser: **yes**

Steps have nosing: **yes** : All steps are the same height: **yes**

The space under the stairs is blocked off: **yes** : Handrail on either side: **no**, just on one side

Continuous handrails on half-landings: **yes**, but just on one side : Handrail extends past the top and bottom of stairs: **no**

Distinctively textured and contrastingly coloured strip at the top and bottom of the stairs: **no**

### Lifts

Cab with audio signals: **no** : Control buttons in contrasting colours: **yes**


Keypad with numbers in relief: **yes** : Keypad with numbers in Braille: **yes**  
Strip of surface of a different texture and contrasting colour at entrance to lift: **no**


### Emergency System

Audible alarm system in place in case of emergency: **yes**





**CATALONIA CENTRO HOTEL**

 Calle de Goya, 49  
28001 Madrid

 **Telephone:** 91 781 49 49  
**Fax:** 91 781 49 48

 **Web:** www.hoteles-catalonia.com

 **Metro without lift:** Goya

 **Bus:** 1, 9, 19, 21, 51, 53 and 74

**ACCESS**

- The main entrance is accessible by way of a ramp **1.92 m** wide, **6.9 m** long and with a recommended incline of **8,7%**. A handrail is fixed at a height of **1 m** from the floor of the ramp.
- The automatic sliding glass door is **80 cm** wide. It is not marked with horizontal strips or a logo in a contrasting colour.


**ACCESSIBILITY - HEARING IMPAIRED**

<b>Room</b>	
Internet connection: <b>yes</b>	TV which communicates with reception: <b>no</b>
TV with teletext decoder: <b>yes</b>	TV has alarm clock with visual alert: <b>no</b>
Bedside plug socket: <b>yes</b>	Entrance door with peephole: <b>no</b>
Written information on available services: <b>yes</b>	Light signals to indicate a knock at the door: <b>no</b>
<b>Communal WCs</b>	
Door lock with visual aid to indicate either free or occupied: <b>no</b>	Cubicle doors with a gap underneath to see if there is someone inside: <b>no</b>
<b>Lifts</b>	
Visual signs indicating the floor and direction of movement, both inside and outside the cab: <b>yes</b>	Emergency button with a light to show that the emergency call has been received: <b>no</b>
<b>Emergency system</b>	
Emergency alarm systems with visual alerts: <b>no</b>	


**ACCESSIBILITY - PHYSICALLY DISABLED**

<b>Adapted room (No. 201)</b>	No. of adapted rooms: <b>2</b>
On <b>2<sup>nd</sup></b> floor, accessible via lift	Width of door: <b>82 cm</b>
Clear turning circle inside (diameter): <b>Ø 150 cm</b>	Height of climate control: <b>150 cm</b>
Height of bed: <b>54 cm</b>	Space for access to the bed: right hand side <b>80 cm</b> , left hand side <b>80 cm</b>
Wardrobe doors: <b>sliding, with knob, easy to open</b>	
<b>Bathroom in adapted room</b>	
Door: inward opening with a width of <b>79 cm</b>	Clear turning circle inside (diameter): <b>Ø 150 cm</b>
<b>Toilet:</b>	
Seat height: <b>43 cm</b>	Height of flush mechanism: <b>74 cm</b>
Approach area: left hand side	No grab bar on right hand side
Folding grab bar on left hand side:	<b>72-85 cm</b>
<b>Basin:</b>	
Height and clearance beneath the basin: <b>80 cm and 56 cm</b>	Tap: <b>mixer tap</b>
Height of the lower edge of the mirror: <b>110 cm</b>	Height of bathroom fittings: <b>140 cm</b>
<b>Bath:</b>	
Height of bath: <b>50 cm</b>	No grab bars
Transfer platform: <b>yes (no backrest)</b>	Mixer tap at a height of <b>60 cm</b> on short wall
<b>Adapted bathroom in communal areas</b>	Number of adapted toilets: <b>2 cubicles, one for each sex</b>
<b>On first floor, accessible</b>	Door: indoor opening with a width of <b>77 cm</b>
Clear turning circle inside (diameter): <b>Ø 150 cm</b>	
<b>Toilet:</b>	
Seat height: <b>40 cm</b>	Height of flush mechanism: <b>79 cm</b>
Approach area: right hand side	Folding grab bar on right hand side: <b>80-85 cm</b>
Fixed grab bar on left hand side: <b>80 cm</b>	Distance between bars: <b>61 cm</b>
<b>Basin:</b>	
Height and clearance beneath the basin: <b>84 cm and 40 cm</b>	Tap: <b>mixer tap</b>
Height of the lower edge of the mirror: <b>92 cm</b>	



<b>Lifts</b>	No. of lifts: <b>2</b>
<b>Lift 1</b>	<b>No. of lifts 1. Connects reception with the upper rooms of building 1, adapted toilets, meeting rooms and cafeteria</b>
<b>Accessible up to the door</b>	Width and depth of cab: <b>107 and 169 cm</b>
Width of door: <b>80 cm</b>	Height of handrail: <b>88 cm</b>
<b>Lift 2</b>	<b>No. of lifts 1. Connects reception with the upper rooms of building 2, and adapted rooms</b>
Width of door: <b>100 cm</b>	Width and depth of cab: <b>160 and 144 cm</b>

Other amenities	Location	Access	Main characteristics
Reception	Ground floor	Accessible	Height of reception desk: <b>115 cm</b>
Cafeteria	First floor Building 1	Accessible via lift	Height of bar: <b>115 cm</b> Height of table: <b>76 cm</b> Height beneath table: <b>72 cm</b> Width beneath table: <b>64 cm</b> Depth beneath table: <b>50 cm</b>
Restaurant / Breakfast buffet	First floor Building 1	Accessible via lift	Height of buffet bar: <b>90-137 cm</b> Height of table: <b>76 cm</b> Height beneath table: <b>72 cm</b> Width beneath table: <b>64 cm</b> Depth beneath table: <b>50 cm</b>
Meeting rooms (4)	First floor Building 1	Accessible	



### ACCESSIBILITY - VISUALLY IMPAIRED

<b>Signs</b>	Signs the same size: <b>yes</b> , average height of <b>70-190 cm</b> and a font size of <b>≥ 1,5 cm</b>
Lettering in a colour which contrasts with the background: <b>yes</b>	Text and symbols: <b>not in relief and not in Braille</b>
<b>Main stairs</b>	
Edge of stairs marked with a non-slip strip in a contrasting colour: <b>no</b>	Side protection skirting board of <b>≥ 12 cm</b> on both sides: <b>yes</b>
Steps have a riser: <b>yes</b>	All steps are the same height: <b>yes</b>
Steps have nosing: <b>yes</b>	
The space under the stairs is blocked off: <b>yes</b>	Handrail on either side: <b>no</b>
Continuous handrails on half-landings: <b>yes</b>	Handrail extends at top and bottom of stairs: <b>no</b>
Strip of surface of a different texture and contrasting colour at the top and bottom of the stairs: <b>no</b>	
<b>Lifts</b>	
Cab with audio signals: <b>yes</b>	Control buttons in contrasting colour: <b>yes</b>
Keypad with numbers in relief: <b>yes</b>	Keypad with numbers in Braille: <b>yes</b>


**CATALONIA GRAN VÍA HOTEL**

Gran Vía, 9  
28013 Madrid

Telephone: 91 531 22 22  
Fax: 91 531 54 69

Web: [www.hoteles-catalonia.es](http://www.hoteles-catalonia.es)

Metro without lift: Gran Vía  
Metro with lift: Callao

**ACCESS**

- The main entrance has a small ramp to navigate the **6 cm** step.
- Main entry is via an automatic, revolving glass door.
- There is an alternative accessible door – it comprises a set of manually opened double glass doors with a clearance width of **88 cm**.
- The main door is marked with the hotel logo.


**ACCESSIBILITY – HEARING IMPAIRED**

<b>Room</b>	
Internet connection: <b>yes</b>	TV which communicates with reception: <b>no</b>
TV with teletext decoder: <b>yes</b>	TV has alarm clock with visual alert: <b>no</b>
Bedside plug socket: <b>yes</b>	Entrance door with peephole: <b>no</b>
Written information on available services: <b>yes</b>	Light signals to indicate a knock at the door: <b>yes</b>
<b>Communal WCs</b>	
Door lock with visual aid to indicate either free or occupied: <b>no</b>	Cubicle doors with a gap underneath to see if there is someone inside: <b>no</b>
<b>Lifts</b>	
Visual signs indicating the floor and direction of movement, both inside and outside the cab: <b>yes</b>	Emergency button with a light to show that the emergency call has been received: <b>no</b>
<b>Emergency system</b>	
Emergency alarm systems with visual alerts: <b>no</b>	


**ACCESSIBILITY – PHYSICALLY DISABLED**

<b>Adapted room (No. 132)</b>	No. of adapted rooms: <b>3</b>
On <b>1<sup>st</sup></b> floor, accessible	Width of door: <b>84 cm</b>
Clear turning circle inside (diameter): <b>Ø 150 cm</b>	Height of climate control: <b>150 cm</b>
Height of bed: <b>50 cm</b>	Space for access to the bed: right hand side <b>90 cm</b> , left hand side <b>90 cm</b>
Wardrobe doors: <b>Sliding doors</b>	Height of hanger rail: <b>167 cm</b>
Height of wardrobe shelves and drawers: <b>52-160 cm</b>	
<b>Bathroom in adapted room</b>	
Door: inward opening with a width of <b>84 cm</b>	Clear turning circle inside (diameter): <b>Ø 150 cm</b>
<b>Toilet:</b>	
Seat height: <b>42 cm</b>	Height of flush mechanism: <b>80 cm</b>
Approach area: front <b>89 cm</b>	Folding grab bar on right hand side: <b>66 cm</b>
Folding grab bar on left hand side: <b>66 cm</b>	Distance between bars: <b>71 cm</b>
<b>Basin:</b>	
Height and clearance beneath the basin: side <b>66 cm and 34 cm</b>	Tap: <b>mixer tap</b>
Height of the lower edge of the mirror: <b>106 cm</b>	Height of bathroom fittings: <b>86-160 cm</b>
<b>Bath:</b>	
Height of bath: <b>44 cm</b>	Height of horizontal grab bar: <b>40 cm</b>
Transfer platform: <b>no</b>	No vertical grab bar
Mixer tap at a height of <b>54 cm</b>	Height adjustable shower head: <b>yes</b>
There is a shower curtain	
<b>Adapted bathroom in communal areas</b>	
Number of adapted toilets: <b>1</b>	
On basement floor -1, accessible via lift	Door: <b>outward opening</b> with a width of <b>85 cm</b>
Clear turning circle inside (diameter): <b>Ø 150 cm</b>	
<b>Toilet:</b>	
Seat height: <b>41 cm</b>	Height of flush mechanism: <b>80 cm</b>
Approach area: <b>left hand side</b>	<b>Fixed</b> grab bar on right hand side: <b>57-74 cm</b>
<b>Fixed</b> grab bar on left hand side: <b>57-74 cm</b>	Distance between bars: <b>71 cm</b>
<b>Basin:</b>	
Height and clearance beneath the basin: <b>80 cm and 20 cm</b>	Tap: <b>mixer tap</b>
Height of the lower edge of the mirror: <b>93 cm</b>	Height of bathroom fittings: <b>80-120 cm</b>



## ACCOMMODATION



<b>Lifts</b>	No. of lifts: <b>3</b>
<b>Accessible up to the door</b>	Width and depth of cab: <b>130 and 134 cm</b>
Width of door: <b>80 cm</b>	Height of handrail: <b>92 cm</b>

Other amenities	Location	Access	Main characteristics
Reception	Ground floor	Accessible	Height of reception desk: <b>112 cm</b>
Cafeteria	Ground floor	Accessible	Height of bar: <b>110 cm</b> Height of table: <b>55 cm</b>
Restaurant / Breakfast buffet	Ground floor	Accessible via a ramp – <b>160 cm</b> wide, <b>133 cm</b> in length and a <b>6.9%</b> incline	Height of buffet bar: <b>90 cm</b> Height of table: <b>76 cm</b> Height beneath table: <b>69 cm</b> Width beneath table: <b>61 cm</b> Depth beneath table: <b>90 cm</b>
Meeting rooms (5)	Basement -1	Accessible via lift	Height of table: <b>73 cm</b> Height beneath table: <b>67 cm</b> Width beneath table: <b>160 cm</b> Depth beneath table: <b>50 cm</b>



## ACCESSIBILITY – VISUALLY IMPAIRED

<b>Signs</b>	Signs the same size: <b>yes</b> , average height of <b>70-190 cm</b> and a font size of <b>≥ 1,5 cm</b>
Lettering in a colour which contrasts with the background: <b>yes</b>	Text and symbols: <b>not in relief and not in Braille</b>
<b>Main stairs</b>	Edge of stairs marked with a non-slip strip in a contrasting colour: <b>no</b>
Steps have a riser: <b>yes</b>	Side protection skirting board of <b>≥ 12 cm</b> on both sides: <b>yes</b>
Steps have nosing: <b>yes</b>	All steps are the same height: <b>yes</b>
The space under the stairs is blocked off: <b>no</b>	Handrail on either side: <b>no</b>
Continuous handrails on half-landings: <b>no</b>	Handrail extends at top and bottom of stairs: <b>no</b>
Strip of surface of a different texture and contrasting colour at the top and bottom of the stairs: <b>no</b>	
<b>Lifts</b>	
Cab with audio signals: <b>yes</b>	Control buttons in contrasting colour: <b>yes</b>
Keypad with numbers in relief: <b>yes</b>	Keypad with numbers in Braille: <b>yes</b>



## ★★★★ 4 STAR HOTELS



### CATALONIA LAS CORTES HOTEL

- Calle del Prado, 6  
28014 Madrid
- Telephone: 91 389 60 51  
Fax: 91 389 60 52
- Web: [www.hoteles-catalonia.com](http://www.hoteles-catalonia.com)
- Metro without lift: Sevilla and Antón Martín
- Bus: 10, 14, 27, 30, 32, 34 and 50

### ACCESS

- The main entrance is accessible and has a level surface.
- The automatic sliding glass door is **1.70 m** wide. It is not marked with horizontal strips or a logo in a contrasting colour.
- The reception area is reached from the entrance by way of a ramp **1.27 m** wide, **2.70 m** long, and with a non-recommended incline of **7%**. There is no handrail, and the ramp's beginning and end are not indicated by either a distinctively textured or contrastingly coloured floor surface.



## ACCESSIBILITY – HEARING IMPAIRED

<b>Room</b>	
Internet connection: <b>yes</b>	TV which communicates with reception: <b>no</b>
TV with teletext decoder: <b>yes</b>	TV has alarm clock with visual alert: <b>no</b>
Bedside plug socket: <b>yes</b>	Entrance door with peephole: <b>no</b>
Written information on available services: <b>yes, and in braille</b>	Light signals to indicate a knock at the door: <b>no</b>
<b>Communal WCs</b>	
Door lock with visual aid to indicate either free or occupied: <b>no</b>	Cubicle doors with a gap underneath to see if there is someone inside: <b>no</b>
<b>Lifts</b>	
Visual signs indicating the floor and direction of movement, both inside and outside the cab: <b>yes</b>	Emergency button with a light to show that the emergency call has been received: <b>yes</b>
<b>Emergency system</b>	
Emergency alarm systems with visual alerts: <b>yes</b>	



## ACCOMMODATION



### ACCESSIBILITY - PHYSICALLY DISABLED

<b>Adapted room (No. 002)</b>	No. of adapted rooms: <b>2</b>
On <b>ground floor</b> , accessible	Width of door: <b>76 cm</b>
Clear turning circle inside (diameter): <b>Ø 150 cm</b>	Height of climate control: <b>150 cm</b>
Height of bed: <b>50 cm</b>	Space for access to the bed: right hand side <b>127 cm</b> , left hand side <b>140 cm</b>
Wardrobe doors: <b>Outward opening with knobs, easy to open</b>	Height of hanger rail: <b>160 cm</b>
Height of wardrobe shelves and drawers: <b>20-90 cm</b>	
<b>Bathroom in adapted room</b>	
Door: sliding door with a width of <b>75 cm</b>	Clear turning circle inside (diameter): <b>Ø 150 cm</b>
<b>Toilet:</b>	
Seat height: <b>40 cm</b>	Height of flush mechanism: <b>80 cm</b>
Approach area: right hand side <b>95 cm</b> , frontal <b>130 cm</b>	Folding grab bar on right hand side: <b>70-80 cm</b>
Fixed grab bar on left hand side: <b>70-80 cm</b>	Distance between bars: <b>55 cm</b>
<b>Basin:</b>	
Height and clearance beneath the basin: <b>74 cm and 55 cm</b>	Tap: <b>mixer tap</b>
Height of the lower edge of the mirror: <b>130 cm</b>	Height of bathroom fittings: <b>90 cm</b>
<b>Shower:</b>	
Width of approach to shower: <b>85 cm</b>	Shower base: <b>level with floor</b>
Shower floor: <b>non-slip</b>	Shower stool: <b>mobile</b>
No horizontal grab bar	No vertical grab bar
Tap: <b>mixer tap</b>	Height of tap: <b>120-145 cm on accessible wall</b>
Adjustable shower-head height: <b>no</b>	Folding shower screen
<b>Adapted bathroom in communal areas</b>	
On <b>ground floor</b> , accessible	Number of adapted toilets: <b>2</b> , integrated into the men's and women's toilets
Clear turning circle inside (diameter): <b>Ø 150 cm</b>	Door: inward opening, width of <b>75 cm</b>
<b>Toilet:</b>	
Seat height: <b>40 cm</b>	Height of flush mechanism: <b>80 cm</b>
Approach area: left hand side	Fixed grab bar on right hand side:



## ☆☆☆☆ 4 STAR HOTELS Catalonia Las Cortes

<b>80 cm</b> , frontal <b>130 cm</b>	<b>69 cm</b>
Folding grab bar on left hand side: <b>69 cm</b>	Distance between the bars: <b>77 cm</b>
<b>Basin:</b>	
Height and clearance beneath the basin: <b>70 cm and 40 cm</b>	Tap: <b>mixer tap</b>
Height of the lower edge of the mirror: <b>110 cm</b>	Height of bathroom fittings: <b>90-110 cm</b>
<b>Lifts</b>	No. of lifts: <b>2</b> , connecting all floors
<b>Accessible up to the door</b>	Height of call buttons: <b>106 cm</b>
Width of door: <b>80 cm</b>	Width and depth of cab: <b>108 and 140 cm</b>
Height of lift buttons: <b>107-120 cm</b>	No handrail



Other amenities	Location	Access	Main characteristics
Reception	Ground floor	Accessible	Height of reception desk: <b>115 cm</b>
Cafeteria	Ground floor	Accessible	Height of bar: <b>106 cm</b> Height of table: <b>55 cm</b>
Restaurant / Breakfast buffet	Ground floor	Accessible	Height of buffet bar: <b>91 cm</b> Height of table: <b>75 cm</b> Height beneath table: <b>67 cm</b> Width beneath table: <b>70 cm</b> Depth beneath table: <b>90 cm</b> Table with four legs
Meeting rooms (2)	Second floor	Accessible via lift	Height of table: <b>73 cm</b> Height beneath table: <b>66 cm</b> Width beneath table: <b>180 cm</b> Depth beneath table: <b>45 cm</b>


**ACCESSIBILITY – VISUALLY IMPAIRED**
**Signs**

Signs the same size: **yes**, average height of **170-190 cm** and a font size of **≥ 1,5 cm**

Lettering in a colour which contrasts with the background: **yes**; Text and symbols: **not in relief** and **not in Braille**

**Main stairs**

Edge of stairs marked with a non-slip strip in a contrasting colour: **no**; Side protection skirting board of **≥ 12 cm** on both sides: **yes**

Steps have a riser: **yes**; All steps are the same height: **yes**  
Steps have nosing: **yes**

The space under the stairs is blocked off: **yes**; Handrail on either side: **no**

Continuous handrails on half-landings: **no**; Handrail extends at top and bottom of stairs: **no**


Strip of surface of a different texture and contrasting colour at the top and bottom of the stairs: **no**


**Lifts**


Cab with audio signals: **no**; Control buttons in contrasting colour: **yes**

Keypad with numbers in relief: **yes**; Keypad with numbers in Braille: **no**



**4 STAR HOTELS**

**CATALONIA MORATÍN HOTEL**

 Calle de Atocha, 23  
28012 Madrid

 **Telephone:** 91 369 71 71  
**Fax:** 91 360 12 31

 **Web:** [www.hoteles-catalonia.es](http://www.hoteles-catalonia.es)

 **Metro without lift:** Tirso de Molina and Antón Martín

 **Bus:** 6, 26, 32, 50 and 65

**ACCESS**

- The main entrance has a step of between **10 cm and 15 cm** high, and no alternative ramp.
- There are **2** sets of automatic glass doors that measure **1.35 m** wide. They are not marked with horizontal strips or a logo in a contrasting colour.


**ACCESSIBILITY – HEARING IMPAIRED**
**Room**

Internet connection: **yes**; TV which communicates with reception: **no**

TV with teletext decoder: **yes**; TV has alarm clock with visual alert: **no**

Bedside plug socket: **yes**; Entrance door with peephole: **no**  
Written information on available services: **yes**; Light signals to indicate a knock at the door: **no**

**Communal WCs**

Door lock with visual aid to indicate either free or occupied: **no**; Cubicle doors with a gap underneath to see if there is someone inside: **no**

**Lifts**

Visual signs indicating the floor and direction of movement, both inside and outside the cab: **yes**; Emergency button with a light to show that the emergency call has been received: **no**

**Emergency system**

Emergency alarm systems with visual alerts: **no**



## ACCOMMODATION



### ACCESSIBILITY – PHYSICALLY DISABLED

<b>Adapted room (No. 101)</b>	No. of adapted rooms: <b>2</b>
On <b>1<sup>st</sup> floor</b> , accessible via lift	Width of door: <b>73 cm</b>
Clear turning circle inside (diameter): <b>Ø 150 cm</b>	Height of climate control: <b>125 cm</b>
Height of bed: <b>48 cm</b>	Space for access to the bed: right hand side <b>70 cm</b> , left hand side <b>100 cm</b>
Wardrobe doors: <b>Difficult to open</b>	Height of hanger rail: <b>163 cm</b>
Height of wardrobe shelves and drawers: <b>42 cm</b>	
<b>Bathroom in adapted room</b>	
Door: inward opening with a width of <b>78.5 cm</b>	Clear turning circle inside (diameter): <b>Ø 150 cm</b>
<b>Toilet:</b>	
Seat height: <b>41 cm</b>	Height of flush mechanism: <b>78 cm</b>
Approach area: side > <b>80 cm</b>	Folding grab bar on right hand side: <b>81-126 cm</b>
Folding grab bar on left hand side: <b>81-126 cm</b>	
<b>Basin:</b>	
Height and clearance beneath the basin: side <b>70.5 cm and 29 cm</b>	Tap: mixer tap
Height of the lower edge of the mirror: <b>106 cm</b>	Height of bathroom fittings: <b>81-126 cm</b>
<b>Bath:</b>	
Height of bath: <b>42 cm</b>	No grab bars
Transfer platform: <b>no</b>	Mixer tap at a height of <b>54 cm on narrow wall</b>
<b>Adapted bathroom in communal areas</b>	
On <b>ground floor</b> , accessible	Door: width of <b>75 cm</b>
Clear turning circle inside (diameter): <b>Ø 150 cm</b>	
<b>Toilet:</b>	
Seat height: <b>41 cm</b>	Height of flush mechanism: <b>78 cm</b>
Approach area: <b>side &gt; 80 cm</b>	Folding grab bar on right hand side: <b>92-108 cm</b>
Folding grab bar on left hand side: <b>92-108 cm</b>	
<b>Basin:</b>	
Height and clearance beneath the basin: <b>85 cm and 30 cm</b>	Tap: <b>mixer tap</b>
Height of the lower edge of the mirror: <b>103 cm</b>	Height of bathroom fittings: <b>92-108 cm</b>

## ☆☆☆☆ 4 STAR HOTELS

Catalonia Moratín



<b>Lifts</b>	
<b>Accessible up to the door</b>	Height of call buttons: <b>97 cm</b>
Width of door: <b>80 cm</b>	Width and depth of cab: <b>111 and 150 cm</b>
Height of lift buttons: <b>98-121 cm</b>	Height of handrail: <b>106 cm</b>

Other amenities	Location	Access	Main characteristics
Reception	Ground floor	Accessible	Height of reception desk: <b>108 cm</b>
Cafeteria	Ground floor	Accessible via ramp with a length of <b>204 cm</b> , a width of <b>119 cm</b> , and an adequate incline of <b>10%</b> . No handrail	Height of bar: <b>110 cm</b> Height of table: <b>55 cm</b>
Restaurant / Breakfast buffet	Ground floor	Accessible via ramp described above	Height of table: <b>75 cm</b> Height beneath table: <b>67 cm</b> Width beneath table: <b>70 cm</b> Depth beneath table: <b>90 cm</b>
Meeting rooms (1)	Ground floor	Accessible	


**ACCESSIBILITY - VISUALLY IMPAIRED**
**Signs**

Signs the same size: **yes**, average height of **200 cm** and a font size of **≥ 1,5 cm**

Lettering in a colour which contrasts with the background: **yes**; and **not in Braille**

**Main stairs**

Edge of stairs marked with a non-slip strip in a contrasting colour: **no**

Side protection skirting board of **≥ 12 cm** on both sides: **yes**

Steps have a riser: **yes**

All steps are the same height: **yes**

Steps have nosing: **yes**

Handrail on either side: **no**

The space under the stairs is blocked off: **there is none**

Handrail extends at top and bottom of stairs: **no**

Continuous handrails on half-landings: **no**

Handrail extends at top and bottom of stairs: **no**

**Lifts**

Cab with audio signals: **no**


Control buttons in contrasting colour: **yes**


Keypad with numbers in relief: **yes**

Keypad with numbers in Braille: **yes**


**4 STAR HOTELS**


**CATALONIA PLAZA MAYOR**

 Calle Atocha, 36  
28012 Madrid

 **Telephone:** 91 369 44 09  
**Fax:** 91 429 65 34

 **Web:** www.hoteles-catalonia.com

 **Metro with lift:** Sol

 **Bus:** 10, 14, 19, 24, 26, 32, 37, 54, 57, 102, 141 and C

**ACCESS**

- The entrance to the hotel is level with the street. It has a clearance width of **2 m**.
- The main entranceway is level. There is a revolving glass main door with a clearance width of **1.20 m**. There is a control to stop and reduce the speed of the revolving door both inside and outside at a height of **1 m**.
- There is an alternative outward opening glass door to the left of the revolving door with a clearance width of **80 cm**.
- Within the revolving door is a doormat securely affixed to the floor.
- There is an accessible route that takes guests straight to the reception and help desk.


**ACCESSIBILITY - HEARING IMPAIRED**
**Room**

Internet connection: **yes**

TV which communicates with reception: **yes**

TV with teletext decoder: **no**

TV has alarm clock with visual alert: **no**

Bedside plug socket: **yes**

Entrance door with peephole: **no**

Written information on available services: **no**

Light signals to indicate a knock at the door: **yes**

**Communal WCs**

Door lock with visual aid to indicate either free or occupied: **yes**

Cubicle doors with a gap underneath to see if there is someone inside: **no**

**Lifts**

Visual signs indicating the floor and direction of movement, both inside and outside the cab: **yes**

Emergency button with a light to show that the emergency call has been received: **yes**

**Emergency system**

Emergency alarm systems with visual alerts: **no**





## ACCOMMODATION



### ACCESSIBILITY – PHYSICALLY DISABLED

<b>Adapted room (No. 002)</b>	Number of adapted rooms: <b>2</b>
On the ground floor, accessible	Width of door: <b>75 cm</b>
Clear turning circle inside (diameter): <b>Ø 150 cm</b>	Height of climate control: <b>120 cm</b>
Height of bed: <b>57 cm</b>	Space for access to the bed: right hand side <b>140 cm</b> left hand side <b>108 cm</b>
Wardrobe doors: swing door opening to <b>90°</b> with doorknob	Height of hanger rail: <b>178 cm</b>
Min. and max. height of wardrobe shelves and drawers: <b>50 cm and 190 cm</b>	
<b>Bathroom in adapted room</b>	
Door: Sliding door with a width of <b>77 cm</b>	Clear turning circle inside (diameter): <b>Ø 150 cm</b>
<b>Toilet:</b>	
Seat height: <b>44 cm</b>	Height of flush mechanism: <b>102 cm</b>
Approach area: right hand side <b>92 cm</b> , left hand side <b>90 cm</b> , front <b>122 cm</b>	Adjustable folding grab bar on the right hand side: <b>83 cm</b>
Adjustable folding grab bar on the left hand side: <b>83 cm</b>	Distance between bars: <b>57 cm</b>
<b>Basin:</b>	
Height and clearance beneath the basin: <b>71 cm and 15 cm</b>	Tap: mixer tap easy to use
Height of the lower edge of the mirror: <b>90 cm</b>	Min. and max. height of bathroom fittings: <b>90 cm and 120 cm</b>
<b>Shower:</b>	
Width and depth of approach area: <b>122 cm and ≥ 120 cm</b>	Shower base: level with the floor
Shower floor: non-slip	Shower chair or seat: fixed and folding seats
Height and location of horizontal grab bar: <b>77 cm</b> on wall to the side of the tap	Height and location of vertical grab bar: <b>none</b>
Tap: mixer tap easy to use	Height of the tap: <b>100 cm and 124 cm</b> on the same wall as the fixed seat
Non-adjustable height shower head: <b>124 cm</b>	Shower screen: just a shower curtain
<b>Adapted toilets in communal areas</b>	
Location: next to reception and ría	On ground floor – accessible cafeteria
Bathroom door: inward opening with a width of <b>94 cm</b>	Cubicle door: outward opening with a width of <b>73 cm</b>
Clear turning circle inside (diameter): <b>Ø 150 cm</b>	



## 4 STAR HOTELS

### Catalonia Plaza Mayor



<b>Toilet</b>	
Seat height: <b>44 cm</b>	Height of flush mechanism: <b>103 cm</b>
Approach area: right hand side <b>80 cm</b> , left hand side <b>120 cm</b> and front <b>140 cm</b>	Adjustable folding grab bar on the right hand side: <b>69 cm</b>
Adjustable folding grab bar on the left hand side: <b>69 cm</b>	Distance between bars: <b>57 cm</b>
<b>Basin</b>	
Height and clearance beneath the basin: <b>70 cm and 0 cm</b> – due to bathroom cupboard beneath	Tap: mixer tap easy to use
Height of the lower edge of the mirror: <b>87 cm</b>	Min. and max. height of bathroom fittings: <b>100 cm</b>
<b>Lifts</b>	
Floors served: all floors	Accessible up to the door
Height of call buttons: <b>107 cm</b>	Width of door: <b>90 cm</b>
Width and depth of cab: <b>143 and 151 cm</b>	Min. and max. height of the call buttons: <b>87 cm and 108 cm</b>
Height of handrail: <b>89 cm</b>	Mirror opposite the door: <b>yes</b>

Other amenities	Location	Access	Main characteristics
Reception	Ground floor	Accessible	Height of reception desk: <b>86 cm and 116 cm</b> – two levels
Cafeteria	Ground floor	Accessible	Height of bar: <b>108 cm</b> Height of table: <b>76 cm</b> Height beneath table <b>74 cm</b> Width beneath table: <b>70 cm</b> Depth beneath table: <b>31 cm</b>
Restaurant / Breakfast buffet	Ground floor	Accessible	Height of buffet bar: <b>92 cm</b> Height of table: <b>76 cm</b> Height beneath table <b>74 cm</b> Width beneath table: <b>70 cm</b> Depth beneath table: <b>31 cm</b>
Meeting rooms (1)	Basement floor -1	Accessible via lift	Furniture different depending on the event
Jacuzzi & Gym	Basement floor -1	Accessible via lift	Jacuzzi with fixed chair and grab bar to facilitate transfer


**ACCESSIBILITY - VISUALLY IMPAIRED**
**Bedrooms**

Colour of door contrasts with adjacent walls: **yes** : Information about hotel services available in Braille: **no** and in large print: **no**

Room lighting with dimmer switch: **no** : TV remote control with large numbers: **yes** and in contrasting colours: **yes**

Room free of projecting elements: **no** : Audible signals to indicate emergency alarm: **yes**

**Signs**

Signs the same size: **yes**, average height of **170 cm** and a font size of **3 cm**

Lettering in a colour which contrasts with the background: **yes** : Text and symbols: not in relief and not in **Braille**

**Main stairs**

Edge of stairs marked with a non-slip strip in a contrasting colour: **no** : Side protection skirting board of **12 cm** on both sides: **yes**

Steps have a riser: **yes**

Steps have nosing: **yes** : All steps are the same height: **yes**

The space under the stairs is blocked off: **yes** : Handrail on either side: **no**, just on one side

Continuous handrails on half-landings: **no** : Handrail extends past the top and bottom of stairs: **no**

Distinctively textured and contrastingly coloured strip at the top and bottom of the stairs: **no**

**Lifts**

Cab with audio signals: **no** : Control buttons in contrasting colours: **yes**

Keypad with numbers in relief: **yes** : Keypad with numbers in Braille: **yes**

Strip of surface of a different texture and contrasting colour at entrance to lift: **no**

**Emergency System**

Audible alarm system in place in case of emergency: **yes**


**CLARIÓN PRECIADOS HOTEL**

Calle de Preciados, 37  
28013 Madrid

**Telephone:** 91 454 44 00  
**Fax:** 91 454 44 01

**Web:** www.preciadoshotel.com

**Metro with lift:** Callao

**Bus:** 133, 147 and 148

**ACCESS**

- The road accessing the hotel is broad, level and free of obstacles.
- The main entrance is accessible, with no steps or narrow corridors to impede access.
- The main automatic sliding glass door is **1.17 m** wide. It is not marked with horizontal strips or a logo in a contrasting colour.


**ACCESSIBILITY - HEARING IMPAIRED**
**Room**

Internet connection: **yes** : TV which communicates with reception: **no**

TV with teletext decoder: **yes** : TV has alarm clock with visual alert: **yes**

Bedside plug socket: **yes** : Entrance door with peephole: **no**

Written information on available services: **yes** : Light signals to indicate a knock at the door: **no**

**Communal WCs**

Door lock with visual aid to indicate either free or occupied: **no** : Cubicle doors with a gap underneath to see if there is someone inside: **no**

**Lifts**

Visual signs indicating the floor and direction of movement, both inside and outside the cab: **yes** : Emergency button with a light to show that the emergency call has been received: **no**

**Emergency system**

Emergency alarm systems with visual alerts: **no**


**ACCESSIBILITY - PHYSICALLY DISABLED**


<b>Adapted room (No. 001)</b> On ground floor, accessible via two portable ramps to navigate two sets of steps. They are not usually in position so must be requested beforehand	No. of adapted rooms: <b>1</b> Width of door: <b>77 cm</b>
Clear turning circle inside (diameter): <b>Ø 150 cm</b> Height of bed: <b>54 cm</b>	Height of climate control: <b>147 cm</b> Space for access to the bed: right hand side <b>60 cm</b> , left hand side <b>75 cm</b>
Wardrobe doors: <b>Sliding doors</b> <b>Bathroom in adapted room</b> Door: inward opening with a width of <b>65 cm</b>	Height of hanger rail: <b>157 cm</b> Clear turning circle inside (diameter): <b>Ø 150 cm</b>
<b>Toilet:</b> Seat height: <b>42 cm</b> Approach area: <b>front</b>	Height of flush mechanism: <b>78 cm</b> No grab bars
<b>Basin:</b> Height and clearance beneath the basin: <b>74 cm and 20 cm</b> Height of the lower edge of the mirror: <b>80 cm</b>	Tap: <b>mixer tap</b> Height of bathroom fittings: <b>75-110 cm</b>
<b>Bath:</b> Height of bath: <b>49 cm</b>	Height of horizontal grab bar: <b>74-92 cm</b>
Transfer platform: <b>yes</b> Mixer tap at a height of <b>54 cm</b> on narrow wall	Adjustable shower-head height: <b>yes</b> Shower curtain
<b>Lifts</b> <b>Accessible up to the door</b> Width of door: <b>80 cm</b>	No handrail Width and depth of cab: <b>102 and 138 cm</b>


Other amenities	Location	Access	Main characteristics
Reception	Ground floor	Accessible	Height of reception desk: <b>116 cm</b>
Cafeteria	Ground floor	Accessible	Height of table: <b>74 cm</b> Height beneath table: <b>70 cm</b> Width beneath table: <b>61 cm</b> Depth beneath table: <b>35 cm</b>
Restaurant / Breakfast buffet	Ground floor	Accessible	Height of buffet bar: <b>73-84 cm</b> Height of table: <b>64 cm</b> Height beneath table: <b>61 cm</b> Width beneath table: <b>51 cm</b> Depth beneath table: <b>67 cm</b>
Meeting rooms (3)	Ground floor	Accessible via lift	Height of table: <b>72 cm</b> Height beneath table: <b>66 cm</b> Width beneath table: <b>117 cm</b> Depth beneath table: <b>33 cm</b>
Parking	Basement -1	Accessible	There are no parking spaces for people with limited mobility ( <b>PRM</b> ), indicated by the disabled parking sign ( <b>ISA</b> )


**ACCESSIBILITY - VISUALLY IMPAIRED**

<b>Signs</b> Signs the same size: <b>yes</b> , average height of <b>164-200 cm</b> and a font size of <b>≥ 1,5 cm</b>	Text and symbols: <b>not in relief</b>
Lettering in a colour which contrasts with the background: <b>yes</b> and <b>not in Braille</b>	
<b>Main stairs</b> Edge of stairs marked with a non-slip strip in a contrasting colour: <b>no</b>	Side protection skirting board of <b>≥ 12 cm</b> on both sides: <b>yes</b>
Steps have a riser: <b>yes</b> Steps have nosing: <b>no</b>	All steps are the same height: <b>yes</b>
The space under the stairs is blocked off: <b>there is none</b>	Handrail on either side: <b>only on left hand side</b>
Continuous handrails on half-landings: <b>yes</b>	Handrail extends at top and bottom of stairs: <b>no</b>
Strip of surface of a different texture and contrasting colour at the top and bottom of the stairs: <b>no</b>	
<b>Lifts</b> Cab with audio signals: <b>no</b>	Control buttons in contrasting colour: <b>yes</b>
Keypad with numbers in relief: <b>yes</b>	Keypad with numbers in Braille: <b>yes</b>



**CLEMENT BARAJAS HOTEL**

 Avenida General, 43  
28042 Madrid

 **Telephone:** 91 746 03 30  
**Fax:** 91 312 11 73

 **Web:** www.clementhoteles.com

 **Metro with lift:** Barajas

 **Bus:** 105 and 115

**ACCESS**

- The main entrance is accessible and has a level surface.
- The main automatic sliding glass door is **1.90 m** wide. It is not marked with horizontal strips or a logo in a contrasting colour.


**ACCESSIBILITY – HEARING IMPAIRED**

<b>Room</b>	
Internet connection: <b>yes</b>	TV which communicates with reception: <b>no</b>
TV with teletext decoder: <b>yes</b>	TV has alarm clock with visual alert: <b>no</b>
Bedside plug socket: <b>yes</b>	Entrance door with peephole: <b>no</b>
Written information on available services: <b>yes</b>	Light signals to indicate a knock at the door: <b>no</b>
<b>Communal WCs</b>	
Door lock with visual aid to indicate either free or occupied: <b>no</b>	Cubicle doors with a gap underneath to see if there is someone inside: <b>no</b>
<b>Lifts</b>	
Visual signs indicating the floor and direction of movement, both inside and outside the cab: <b>yes</b>	Emergency button with a light to show that the emergency call has been received: <b>no</b>
<b>Emergency system</b>	
Emergency alarm systems with visual alerts: <b>no</b>	


**ACCESSIBILITY – PHYSICALLY DISABLED**

<b>Adapted room (No. 505)</b>	No. of adapted rooms: <b>2</b>
On <b>5<sup>th</sup> floor</b> , accessible via lift	Width of door: <b>75 cm</b>
Clear turning circle inside (diameter): <b>Ø 150 cm</b>	Height of climate control: <b>120 cm</b>
Height of bed: <b>50 cm</b>	Space for access to the bed: right hand side <b>100 cm</b> , left hand side <b>110 cm</b>
Wardrobe doors: <b>knobs, difficult to open</b>	Height of hanger rail: <b>180 cm</b>
Height of wardrobe shelves and drawers: <b>60-170 cm</b>	
<b>Bathroom in adapted room</b>	
Door: inward opening with a width of <b>76 cm</b>	Clear turning circle inside (diameter): <b>Ø 150 cm</b>
<b>Toilet:</b>	
Seat height: <b>40 cm</b>	Height of flush mechanism: <b>80 cm</b>
Approach area: <b>front 60 cm</b>	Fix grab bar on right hand side: <b>77 cm</b>
No grab bar on left hand side	
<b>Basin:</b>	
Height and clearance beneath the basin: <b>70 cm and 50 cm</b>	Tap: <b>mixer tap</b>
Height of the lower edge of the mirror: <b>100 cm</b>	Height of bathroom fittings: <b>90 cm</b>
<b>Shower:</b>	
Width of approach to shower: <b>100 cm</b>	Shower base: <b>level with floor</b>
Shower floor: <b>non-slip</b>	Shower stool: <b>mobile</b>
Height and location of horizontal grab bar: <b>83 cm</b> , same wall as the tap	No vertical grab bar
Tap: <b>mixer tap</b>	Height of tap: <b>90-130 cm on accessible wall</b>
Adjustable shower-head height: <b>yes</b>	
<b>Adapted bathroom in communal areas</b>	Number of adapted toilets: <b>1</b>
On <b>ground floor</b> , accessible	Door: inward opening, width of <b>78 cm</b>
Clear turning circle inside (diameter): <b>Ø 150 cm</b>	
<b>Toilet:</b>	
Seat height: <b>48 cm</b>	Height of flush mechanism: <b>100 cm</b>
Approach area: <b>front 150 cm</b>	Fixed grab bar on left hand side: <b>77 cm</b>

## ACCOMMODATION



<b>Basin:</b>	
Height and clearance beneath the basin: <b>58 cm and 35 cm</b>	Tap: <b>mixer tap</b>
Height of the lower edge of the mirror: <b>90 cm</b>	Height of bathroom fittings: <b>90-120 cm</b>
<b>Lifts</b>	
<b>Accessible up to the door</b>	Height of call buttons: <b>110 cm</b>
Width of door: <b>80 cm</b>	Width and depth of cab: <b>106 and 137 cm</b>
Height of lift buttons: <b>106-120 cm</b>	Height of handrail: <b>90 cm</b>

Other amenities	Location	Access	Main characteristics
Reception	Ground floor	Accessible	Height of reception desk: <b>73 cm</b>
Cafeteria	Ground floor	Accessible	Height of bar: <b>114 cm</b> Height of table: <b>56 cm</b> Height beneath table: <b>50 cm</b> Width beneath table: <b>60 cm</b> Depth beneath table: <b>25 cm</b>
Restaurant / Breakfast buffet	Ground floor	Accessible	Height of buffet bar: <b>90 cm</b> Height of table: <b>75 cm</b> Height beneath table: <b>72 cm</b> Width beneath table: <b>80 cm</b> Depth beneath table: <b>40 cm</b>
Meeting rooms (1)	Ground floor	Accessible	Height of table: <b>76 cm</b> Height beneath table: <b>72 cm</b> Width beneath table: <b>70 cm</b> Depth beneath table: <b>190 cm</b>
Parking	Basement -1 and -2	Accessible via lift	There are <b>2</b> parking spaces for people with limited mobility ( <b>PRM</b> ), indicated by the disabled parking sign ( <b>ISA</b> )

## ★★★★ 4 STAR HOTELS

Clement Barajas



## ACCESSIBILITY - VISUALLY IMPAIRED

<b>Signs</b>	
Signs the same size: <b>yes</b> , average height of <b>160-190 cm</b> and a font size of <b>≥ 1,5 cm</b>	
Lettering in a colour which contrasts with the background: <b>yes</b>	Text and symbols: <b>not in relief and not in Braille</b>
<b>Main stairs</b>	
Edge of stairs marked with a non-slip strip in a contrasting colour: <b>yes</b>	Side protection skirting board of <b>≥ 12 cm</b> on both sides: <b>yes</b>
Steps have a riser: <b>yes</b>	All steps are the same height: <b>yes</b>
Steps have nosing: <b>yes</b>	
The space under the stairs is blocked off: <b>there is none</b>	Handrail on either side: <b>yes</b>
Continuous handrails on half-landings: <b>yes</b>	Handrail extends at top and bottom of stairs: <b>no</b>
Strip of surface of a different texture and contrasting colour at the top and bottom of the stairs: <b>yes</b>	
<b>Lifts</b>	
Cab with audio signals: <b>no</b>	Control buttons in contrasting colour: <b>yes</b>
Keypad with numbers in relief: <b>yes</b>	Keypad with numbers in Braille: <b>yes</b>



## ACCOMMODATION



### CONFORTEL ALCALÁ NORTE HOTEL

C/ San Romualdo, 30  
28037 Madrid

**Teléfono:** 91 754 84 08  
**Fax:** 91 754 84 08

**Web:** www.confortelhoteles.com

**Metro without lift:** Suances

**Bus:** 105

#### ACCESS

- The path leading to the entrance has an incline of **11%**.
- The main automatic sliding glass door is **1.50 m** wide. It carries a visual indication stripe in a contrasting colour set between **1.51 m** and **1.70 m** from the ground.



#### ACCESSIBILITY - HEARING IMPAIRED

<b>Room</b>	
Internet connection: <b>yes</b>	TV which communicates with reception: <b>no</b>
TV with teletext decoder: <b>yes</b>	TV has alarm clock with visual alert: <b>no</b>
Bedside plug socket: <b>yes</b>	Entrance door with peephole: <b>no</b>
Written information on available services: <b>yes</b>	Light signals to indicate a knock at the door: <b>no</b>
<b>Communal WCs</b>	
Door lock with visual aid to indicate either free or occupied: <b>no</b>	Cubicle doors with a gap underneath to see if there is someone inside: <b>no</b>
<b>Lifts</b>	
Visual signs indicating the floor and direction of movement, both inside and outside the cab: <b>yes</b>	Emergency button with a light to show that the emergency call has been received: <b>no</b>
<b>Emergency system</b>	
Emergency alarm systems with visual alerts: <b>no</b>	



## ★★★★ 4 STAR HOTELS Confortel Alcalá Norte



#### ACCESSIBILITY - PHYSICALLY DISABLED

<b>Adapted room</b>	No. of adapted rooms: <b>5</b>
On <b>first floor</b> , accessible via lift	Width of door: <b>88 cm</b>
Clear turning circle inside (diameter): <b>Ø 150 cm</b>	Height of climate control: <b>110 cm</b>
Height of bed: <b>61 cm</b>	Space for access to the bed: right hand side <b>161 cm</b> , left hand side <b>65 cm</b>
Wardrobe doors: <b>Handles, easy to open</b>	Height of hanger rail: <b>183 cm</b> , for long sleeved clothes
Height of wardrobe shelves and drawers: <b>37 cm</b>	
<b>Bathroom in adapted room</b>	
Door: outward opening with a width of <b>90 cm</b>	Clear turning circle inside (diameter): <b>Ø 150 cm</b>
<b>Toilet:</b>	
Seat height: <b>41 cm, with riser</b>	Height of flush mechanism: <b>103 cm</b>
Approach area: left hand side <b>131 cm</b>	Fix grab bar on right hand side: <b>70 cm</b>
Folding grab bar on left hand side: <b>66-84 cm</b>	Distance between bars: <b>67 cm</b>
<b>Basin:</b>	
Height and clearance beneath the basin: <b>68 cm and 37 cm</b>	Tap: <b>mixer tap</b>
Height of the lower edge of the mirror: <b>54 cm</b>	Height of bathroom fittings: <b>83-140 cm</b>
<b>Shower:</b>	
Width of approach to shower: <b>100 cm</b>	Shower base: <b>with lip</b>
Shower floor: <b>non-slip</b>	Shower stool: <b>mobile</b>
Height and location of horizontal grab bar: <b>85 cm</b>	Height and location of vertical grab bar: <b>83-100 cm</b>
Tap: mixer tap	Height of tap: <b>57 cm on accessible wall</b>
Adjustable shower-head height: <b>yes</b>	Folding shower screen
<b>Adapted bathroom in communal areas</b>	
On ground floor, <b>accessible</b>	Number of adapted toilets: <b>2</b> , integrated into the men's and women's toilets
	Door: outward opening, width of <b>87 cm</b>
Clear turning circle inside (diameter): <b>Ø 150 cm</b>	
<b>Toilet:</b>	
Seat height: <b>41 cm</b>	Approach area: side <b>93 cm</b>
Folding grab bar height: <b>61-80 cm</b>	Fixed grab bar height: <b>70 cm</b>
Distance between bars: <b>74 cm</b>	

## ACCOMMODATION



<b>Basin:</b>	
Height and clearance beneath the basin: <b>68 cm and 20 cm</b>	Tap: <b>mixer tap</b>
Height of the lower edge of the mirror: <b>103 cm</b>	Height of bathroom fittings: <b>106-114 cm</b>
<b>Lifts</b>	
<b>Accessible up to the door</b>	Height of call buttons: <b>107-112 cm</b>
Width of door: <b>90 cm</b>	Width and depth of cab: <b>123 and 135 cm</b>
Height of lift buttons: <b>89-113 cm</b>	Height of handrail: <b>89.5 cm</b>

Other amenities	Location	Access	Main characteristics
Reception	Ground floor	Accessible	Height of reception desk: <b>116 cm</b>
Cafeteria	Ground floor	Accessible	Height of bar: <b>115 cm</b> Height of table: <b>74 cm</b> Height beneath table: <b>67 cm</b> Width beneath table: <b>70 cm</b> Depth beneath table: <b>10 cm</b>
Restaurant / Breakfast buffet	Ground floor	Accessible	Height of buffet bar: <b>63-90 cm</b> Height of table: <b>74 cm</b> Height beneath table: <b>67 cm</b> Width beneath table: <b>70 cm</b> Depth beneath table: <b>10 cm</b>
Parking	Basement -1	Accessible via lift	There are <b>8</b> parking spaces for people with limited mobility ( <b>PRM</b> ), indicated by the disabled parking sign ( <b>ISA</b> )

## ☆☆☆☆ 4 STAR HOTELS Confortel Alcalá Norte



### ACCESSIBILITY - VISUALLY IMPAIRED

<b>Signs</b>	
Signs the same size: <b>yes</b> , average height of <b>100-200 cm</b> and a font size of $\geq 1.5$ cm	
Lettering in a colour which contrasts with the background: <b>no</b>	Text and symbols: <b>not in relief and not in Braille</b>
<b>Main stairs</b>	
Edge of stairs marked with a non-slip strip in a contrasting colour: <b>no</b>	Side protection skirting board of $\geq 12$ cm on both sides: <b>no</b>
Steps have a riser: <b>yes</b>	All steps are the same height: <b>yes</b>
Steps have nosing: <b>no</b>	
The space under the stairs is blocked off: <b>there is none</b>	Handrail on either side: <b>yes</b>
Continuous handrails on half-landings: <b>no</b>	Handrail extends at top and bottom of stairs: <b>no</b>
Strip of surface of a different texture and contrasting colour at the top and bottom of the stairs: <b>no</b>	
<b>Lifts</b>	
Cab with audio signals: <b>yes</b>	Control buttons in contrasting colour: <b>no</b>
Keypad with numbers in relief: <b>yes</b>	Keypad with numbers in Braille: <b>yes</b>


**CONFORTEL ATRIUM HOTEL**

Calle de Emilio Vargas, 3 and 5  
28043 Madrid

**Telephone:** 91 398 38 70  
**Fax:** 91 398 38 71

**Web:** www.confortelhoteles.com

**Metro without lift:** Arturo Soria  
and Avenida de la Paz

**Bus:** 53 and 122

**ACCESS**

- The main entrance and has a level surface, and can be accessed normally at one end of the street, and with stairs at the other, given that the street has a slight slope.
- There are **2** sets of double, automatic, sliding, glass doors with a clearance of **1.60 m**.
- They are marked with horizontal strips and large letters in a contrasting colour.
- A mat is fixed to the floor between the **2** doors.


**ACCESSIBILITY - HEARING IMPAIRED**

<b>Room</b>	
Internet connection: <b>yes</b>	TV which communicates with reception: <b>no</b>
TV with teletext decoder: <b>yes</b>	TV has alarm clock with visual alert: <b>yes</b>
Bedside plug socket: <b>yes</b>	Entrance door with peephole: <b>no</b>
Written information on available services: <b>yes</b>	Light signals to indicate a knock at the door: <b>no</b>
<b>Communal WCs</b>	
Door lock with visual aid to indicate either free or occupied: <b>no</b>	Cubicle doors with a gap underneath to see if there is someone inside: <b>no</b>
<b>Lifts</b>	
Visual signs indicating the floor and direction of movement, both inside and outside the cab: <b>yes</b>	Emergency button with a light to show that the emergency call has been received: <b>no</b>
<b>Emergency system</b>	
Emergency alarm systems with visual alerts: <b>no</b>	


**ACCESSIBILITY - PHYSICALLY DISABLED**

<b>Adapted room (No 101)</b> On <b>first floor</b> , accessible via lift	No. of adapted rooms: 6 Width of door: double door, <b>78 cm and 45 cm</b>
Clear turning circle inside (diameter): <b>Ø 150 cm</b> Height of bed: <b>50 cm</b>	Height of climate control: <b>65 cm</b> Space for access to the bed: right hand side <b>≥ 150 cm</b> , left hand side <b>95 cm</b>
Wardrobe doors: <b>Sliding with handles, easy to open</b> Height of wardrobe shelves and drawers: <b>25-175 cm</b>	Height of hanger rail: <b>170 cm, for long sleeved clothes</b>
<b>Bathroom in adapted room</b>	
Door: outward opening with a width of <b>77 cm</b>	Clear turning circle inside (diameter): <b>Ø 150 cm</b>
<b>Toilet:</b>	
Seat height: <b>43 cm</b> Approach area: right hand side <b>100 cm</b> , front <b>75 cm</b> Folding and adjustable distance grab bar on left hand side: <b>71 cm</b>	Height of flush mechanism: <b>100 cm</b> Folding and adjustable distance grab bar on right hand side: <b>71 cm</b> Distance between bars: variable <b>70 cm</b>
<b>Basin:</b>	
Height and clearance beneath the basin: <b>80 cm</b> (adjustable) and <b>60 cm</b> Height of the lower edge of the mirror: <b>110 cm</b>	Tap: <b>mixer tap</b> Height of bathroom fittings: <b>90 cm</b>
<b>Shower:</b>	
Width of approach to shower: <b>150 cm</b> Shower floor: <b>non-slip</b>	Shower base: <b>level with floor</b> Shower stool: <b>fixed and removable, folding armrests which can be used as grab bars</b>
No horizontal grab bar	Has a vertical grab bar on the same wall as the tap which is used for adjusting the height of the shower head
Tap: <b>mixer tap</b>	Height of tap: <b>100 cm on accessible wall</b>
Adjustable shower-head height: <b>yes</b>	Fixed shower screen that does not hamper shower entry
<b>Adapted bathroom in communal areas</b>	
On <b>ground floor</b> , and in reception rooms, <b>accessible</b>	Number of adapted toilets: <b>2</b> Sliding, width of <b>80 cm</b>
Clear turning circle inside (diameter): <b>Ø 150 cm</b>	





<b>Toilet:</b>	
Seat height: <b>45 cm</b>	Height of flush mechanism: <b>100 cm</b>
Approach area: right height side <b>100 cm</b> , front <b>100 cm</b>	Folding grab bar on right hand side: <b>90 cm</b>
Folding grab bar on left hand side: <b>90 cm</b>	Distance between bars: <b>59 cm</b>
<b>Basin:</b>	
Height and clearance beneath the basin: <b>80 cm (adjustable) and 60 cm</b>	Tap: <b>mixer tap</b>
Height of the lower edge of the mirror: <b>100 cm</b>	Height of bathroom fittings: <b>90 cm</b>
<b>Lifts</b>	
<b>Accessible up to the door</b>	Total number of lifts: <b>3</b>
Width of door: <b>110 cm</b>	Height of call buttons: <b>100-107 cm</b>
	Width and depth of cab: <b>156 and 121 cm</b>
Height of lift buttons: <b>90-114 cm</b>	Height of handrail: <b>90 cm</b>

Other amenities	Location	Access	Main characteristics
Reception	Ground floor	Accessible	Height of reception desk: <b>84 and 115 cm</b> . It allows wheel chair users access right up to the desk from the front.
Cafeteria	Ground floor	Accessible	Height of bar: <b>104 cm</b> Height of table: <b>78 cm</b> Height beneath table: <b>76 cm</b> Width beneath table: <b>98 cm</b> Depth beneath table: <b>90 cm</b> Table with central leg
Restaurant / Breakfast buffet	Ground floor	Accessible	Height of buffet bar: <b>92 cm</b> Height of table: <b>73 cm</b> Height beneath table: <b>69 cm</b> Width beneath table: <b>70 cm</b> Depth beneath table: <b>40 cm</b> Table with central leg
Meeting rooms (5)	Mezzanine	Accessible	Height of table: <b>74 cm</b> Height beneath table: <b>69 cm</b> Width beneath table: <b>179 cm</b> Depth beneath table: <b>48 cm</b>
Gym	Sixth floor	Accessible via lift	No specially adapted changing rooms or toilets
Parking	Basement -2	Accessible via lift	There are <b>3</b> parking spaces for people with limited mobility ( <b>PRM</b> ), indicated by the disabled parking sign ( <b>ISA</b> )



## ACCESSIBILITY - VISUALLY IMPAIRED

<b>Signs</b>	
Signs the same size: <b>yes</b> , average height of <b>160-180 cm</b> and a font size of $\geq 1.5$ cm	
Lettering in a colour which contrasts with the background: <b>no</b>	Text and symbols: <b>not in relief and not in Braille</b>
<b>Main stairs</b>	
Edge of stairs marked with a non-slip strip in a contrasting colour: <b>no</b>	Side protection skirting board of $\geq 12$ cm on both sides: <b>yes</b>
Steps have a riser: <b>yes</b>	All steps are the same height: <b>yes</b>
Steps have nosing: <b>no</b>	
The space under the stairs is blocked off: <b>yes</b>	Handrail on either side: <b>yes</b>
Continuous handrails on half-landings: <b>yes</b>	Handrail extends at top and bottom of stairs: <b>no</b>
Strip of surface of a different texture and contrasting colour at the top and bottom of the stairs: <b>no</b>	
<b>Lifts</b>	
Cab with audio signals: <b>yes</b>	Control buttons in contrasting colour: <b>yes</b>
Keypad with numbers in relief: <b>yes</b>	Keypad with numbers in Braille: <b>yes</b>



## ACCOMMODATION



### CONFORTEL MADRID PÍO XII HOTEL

Avenida de Pío XII, 77  
28016 Madrid

**Telephone:** 91 387 62 00  
**Fax:** 91 302 65 22

**Web:** www.confortelhoteles.com

**Metro without lift:** Pío XII and Duque de Pastrana

**Bus:** 16 and 150

#### ACCESS

- The road accessing the hotel is broad, level, obstacle free and has a slight slope with an incline of **10%**. Some parts of the slope have a handrail at a height of **75 cm** and **96 cm**.
- The main door automatic sliding glass door is **80 cm** wide. It is inadequately signed.



#### ACCESSIBILITY - HEARING IMPAIRED

<b>Room</b>	
Internet connection: <b>yes</b>	TV which communicates with reception: <b>no</b>
TV with teletext decoder: <b>yes</b>	TV has alarm clock with visual alert: <b>no</b>
Bedside plug socket: <b>yes</b>	Entrance door with peephole: <b>no</b>
Written information on available services: <b>yes</b>	Light signals to indicate a knock at the door: <b>no</b>
<b>Communal WCs</b>	
Door lock with visual aid to indicate either free or occupied: <b>no</b>	Cubicle doors with a gap underneath to see if there is someone inside: <b>no</b>
<b>Lifts</b>	
Visual signs indicating the floor and direction of movement, both inside and outside the cab: <b>yes</b>	Emergency button with a light to show that the emergency call has been received: <b>no</b>
<b>Emergency system</b>	
Emergency alarm systems with visual alerts: <b>no</b>	



## ★★★★ 4 STAR HOTELS

Confortel  
Madrid Pío XII



#### ACCESSIBILITY - PHYSICALLY DISABLED

<b>Adapted room</b>	No. of adapted rooms: <b>4</b>
Accessible via lift	Width of door: double door, <b>87.5 cm</b>
Clear turning circle inside (diameter): <b>Ø 150 cm</b>	Height of climate control: <b>150 cm</b>
Height of bed: <b>82 cm</b>	Space for access to the bed: right hand side <b>107 cm</b> , left hand side <b>119 cm</b>
Wardrobe doors: <b>handles, easy to open</b>	Height of hanger rail: <b>183 cm, for long sleeved clothes</b>
Height of wardrobe shelves and drawers: <b>40-140 cm</b>	
<b>Bathroom in adapted room</b>	
Door: width of <b>81 cm</b>	Clear turning circle inside (diameter): <b>Ø 150 cm</b>
<b>Toilet:</b>	
Seat height: <b>41 cm</b>	Height of flush mechanism: <b>100 cm</b>
Approach area: side <b>154 cm</b>	Folding grab bar on approach side
Fixed grab bar on opposite side	Distance between bars: <b>64 cm</b>
<b>Basin:</b>	
Height and clearance beneath the basin: <b>71 cm and 30 cm</b>	Tap: <b>mixer tap</b>
Height of the lower edge of the mirror: <b>98 cm, angled</b>	Height of bathroom fittings: <b>76-134 cm</b>
<b>Shower:</b>	
Width of approach to shower: <b>100 cm</b>	Shower base: <b>level with floor</b>
Shower floor: <b>non-slip</b>	Shower stool: <b>fixed and mobile</b>
Height and location of horizontal grab bar: <b>82 cm</b>	No vertical grab bar
Tap: <b>mixer tap on accessible wall</b>	Adjustable shower-head height: <b>yes</b>
Shower curtain	
<b>Adapted bathroom in communal areas</b>	Number of adapted toilets: <b>1</b>
On <b>ground floor</b> , accessible	Door: Width of <b>79 cm</b>
Clear turning circle inside (diameter): <b>Ø 150 cm</b>	
<b>Toilet:</b>	
Seat height: <b>41 cm</b>	Height of flush mechanism: <b>100 cm</b>
Approach area: side <b>91 cm</b>	Folding grab bar on approach side: <b>60-75 cm</b>
Fixed grab bar on opposite side: <b>65 cm</b>	Distance between bars: <b>69 cm</b>
<b>Basin:</b>	
Height and clearance beneath the basin: <b>68 cm and 50 cm</b>	Tap: <b>automatic</b>



## ACCOMMODATION



Height of the lower edge of the mirror: <b>94 cm</b>	Height of bathroom fittings: <b>100 cm</b>
<b>Lifts</b>	
<b>Accessible up to the door</b>	Height of call buttons: <b>100 cm</b>
Width of door: <b>90 cm</b>	Width and depth of cab: <b>117 and 160 cm</b>
Height of lift buttons: <b>86-120 cm</b>	Height of handrail: <b>102 cm</b>

Other amenities	Location	Access	Main characteristics
Reception	Ground floor	Accessible	Height of reception desk: <b>78.5 cm</b>
Cafeteria	Ground floor	Accessible	Height of bar: <b>110 cm</b> Height of table: <b>75 cm</b> Height beneath table: <b>66.5 cm</b> Width beneath table: <b>70 cm</b> Depth beneath table: <b>14 cm</b>
Restaurant / Breakfast buffet	Ground floor	Accessible	Height of buffet bar: <b>89 cm</b> Height of table: <b>73 cm</b> Height beneath table: <b>66.5 cm</b> Width beneath table: <b>70 cm</b> Depth beneath table: <b>14 cm</b>
Meeting rooms (1)	Ground floor	Accessible	Height of table: <b>73 cm</b> Height beneath table: <b>66.5 cm</b> Width beneath table: <b>200 cm</b> Depth beneath table: <b>45 cm</b>



## ☆☆☆☆ 4 STAR HOTELS

Confortel Madrid Pío XII



## ACCESSIBILITY - VISUALLY IMPAIRED

### Signs

Signs the same size: **yes**, average height of **100-109 cm** and a font size of **≥ 1.5 cm**

Lettering in a colour which contrasts with the background: **yes**  
Text and symbols: **not in relief and not in Braille**

### Main stairs

Edge of stairs marked with a non-slip strip in a contrasting colour: **no**  
Side protection skirting board of **≥ 12 cm** on both sides: **yes**

Steps have a riser: **yes**  
All steps are the same height: **yes**  
Steps have nosing: **no**

The space under the stairs is blocked off: **there is none**  
Handrail on either side: **yes**

Continuous handrails on half-landings: **yes**  
Handrail extends at top and bottom of stairs: **no**

### Lifts

Cab with audio signals: **yes**  
Control buttons in contrasting colour: **yes**

Keypad with numbers in relief: **yes**  
Keypad with numbers in Braille: **yes**



## ACCOMMODATION



### CONFORTEL SUITES MADRID HOTEL

Calle de López de Hoyos, 143  
28002 Madrid

**Telephone:** 91 744 50 00  
**Fax:** 91 415 30 73

**Web:** www.confortelhoteles.com

**Metro without lift:** Alfonso XIII

**Bus:** 9, 40, 43, 72 and 73

#### ACCESS

- The hotel is spread over **3** blocks. The entry route is accessible. Before reaching the main door, there are **4** steps (with an alternative ramp) **16 cm** high, which have risers but no moulding. There is a handrail fixed at a height of between **67 cm and 87 cm**.
- The main automatic sliding glass door is **> 80 cm** wide. It is marked in a contrasting colour. A doormat is fixed to the floor.
- The ramp is **1.19 m** wide, **3.6 m** long and has a non-recommended incline of **17.6%**. There is a handrail on either side of the ramp, although these do not extend past the ramp's extremities. The ramp's beginning and end are indicated by a distinctively textured and coloured floor surface. There is an intercom at a height of **90 cm** which can be used to summon help in negotiating the ramp.



#### ACCESSIBILITY - HEARING IMPAIRED

<b>Room</b>	
Internet connection: <b>yes</b>	TV which communicates with reception: <b>no</b>
TV with teletext decoder: <b>yes</b>	TV has alarm clock with visual alert: <b>no</b>
Bedside plug socket: <b>yes</b>	Entrance door with peephole: <b>no</b>
Written information on available services: <b>yes</b>	Light signals to indicate a knock at the door: <b>no</b>
<b>Reception:</b> magnetic induction loop available	
<b>Communal WCs</b>	
Door lock with visual aid to indicate either free or occupied: <b>no</b>	Cubicle doors with a gap underneath to see if there is someone inside: <b>no</b>
<b>Lifts</b>	
Visual signs indicating the floor and direction of movement, both inside and outside the cab: <b>yes</b>	Emergency button with a light to show that the emergency call has been received: <b>yes</b>
<b>Emergency system</b>	
Emergency alarm systems with visual alerts: <b>no</b>	



## ★★★★ 4 STAR HOTELS

Confortel  
Suites Madrid



#### ACCESSIBILITY - PHYSICALLY DISABLED

<b>Adapted room (No. 3319)</b>	No. of adapted rooms: <b>5</b>
On <b>3<sup>rd</sup></b> floor, accessible via lift	Width of door: double door, <b>80 cm</b>
Clear turning circle inside (diameter): <b>Ø 150 cm</b>	Height of climate control: <b>67-76 cm</b>
Height of bed: <b>60 cm</b> (adjustable)	Space for access to the bed: right hand side <b>129 cm</b> , left hand side <b>125 cm</b>
Wardrobe doors: <b>sliding</b>	Height of hanger rail: <b>141 cm</b>
Height of wardrobe shelves and drawers: <b>28-125 cm</b>	Automatic dialling emergency phone
<b>Bathroom in adapted room</b>	
Door: sliding width of <b>80 cm</b>	Clear turning circle inside (diameter): <b>Ø 150 cm</b>
<b>Toilet:</b>	
Seat height: <b>47 cm</b>	Height of flush mechanism: <b>100 cm</b>
Approach area: right hand side <b>100 cm</b>	Folding grab bar on right hand side: <b>68-81 cm</b>
Folding grab bar on left hand side: <b>68-81 cm</b>	Distance between bars: <b>59 cm</b>
<b>Basin:</b>	
Height and clearance beneath the basin: <b>60-87 cm and 59 cm</b>	Tap: <b>mixer tap</b>
Height of the lower edge of the mirror: <b>117 cm, angled</b>	Height of bathroom fittings: <b>60-110 cm</b>
<b>Shower:</b>	
Width of approach to shower: <b>120 cm</b>	Shower base: <b>level with floor</b>
Shower floor: <b>non-slip</b>	Shower stool: <b>fixed</b>
Height and location of horizontal grab bar: <b>94 cm</b>	No vertical grab bar
Tap: <b>mixer tap</b>	Height of tap: <b>107 cm</b> , on accessible wall
Adjustable shower-head height: <b>yes</b>	Fixed shower screen
<b>Adapted bathroom in communal areas</b>	
On <b>ground floor</b> , accessible	Number of adapted toilets: <b>2</b>
Clear turning circle inside (diameter): <b>Ø 150 cm</b>	Door: Outward opening, width of <b>76 cm</b>
<b>Toilet:</b>	Emergency notification system in case of a fall
Seat height: <b>45 cm</b>	Height of flush mechanism: <b>76 cm</b>
Approach area: right hand side <b>76 cm</b>	Folding grab bar on right hand side: <b>62-80 cm</b>



## ACCOMMODATION



Fixed grab bar on left hand side: <b>70 cm</b>	Distance between bars: <b>70 cm</b>
<b>Basin:</b>	
Height and clearance beneath the basin: <b>72 cm and 48 cm</b>	Tap: <b>mixer tap</b>
Height of the lower edge of the mirror: <b>94 cm</b>	Height of bathroom fittings: <b>102-114 cm</b>
<b>Lifts</b>	No. of lifts: <b>6, 2</b> in each block
<b>Accessible up to the door</b>	Height of call buttons: <b>111-117 cm</b>
Width of door: <b>79 cm</b>	Width and depth of cab: <b>95 and 127 cm</b>
Height of lift buttons: <b>97-120 cm</b>	No handrail

Other amenities	Location	Access	Main characteristics
Reception	Ground floor	Accessible	Height of reception desk: <b>116 and 90 cm</b>
Cafeteria	Ground floor	Accessible via ramp with a width of <b>4.83 cm</b> and a non-recommended incline of <b>14%</b>	Height of bar: <b>106 cm</b> Height of table: <b>72 cm</b> Height beneath table: <b>68 cm</b> Width beneath table: <b>66 cm</b> Depth beneath table: <b>74 cm</b>
Restaurant / Breakfast buffet (menu available in <b>Braille</b> )	Ground floor	Accessible via ramp described above	Height of buffet bar: <b>86-91 cm</b> Height of table: <b>77 cm</b> Height beneath table: <b>71 cm</b> Width beneath table: <b>70 cm</b> Depth beneath table: <b>70 cm</b>
Meeting rooms ( <b>9</b> )	Ground floor and first floor	Accessible via lift	Height of table: <b>72 cm</b> Height beneath table: <b>66 cm</b> Width beneath table: <b>200 cm</b> Depth beneath table: <b>45 cm</b>
Parking	Basement floor ( <b>-1 and -4</b> )	Accessible via lift	There are <b>8</b> parking spaces for people with limited mobility ( <b>PRM</b> ), indicated by the disabled parking sign ( <b>ISA</b> )



## 4 STAR HOTELS

Confortel Suites Madrid



## ACCESSIBILITY - VISUALLY IMPAIRED

### Signs

Signs the same size: **yes**, average height of **172-192 cm** and a font size of **≥ 1.5 cm**

Lettering in a colour which contrasts with the background: **yes**; Text and symbols: **not in relief and not in Braille**

### Main stairs

Edge of stairs marked with a non-slip strip in a contrasting colour: **yes**; Side protection skirting board of **≥ 12 cm** on both sides: **yes**

Steps have a riser: **yes**; Steps have nosing: **no**; All steps are the same height: **yes**

The space under the stairs is blocked off: **there is none**; Handrail on either side: **only on left hand side**

Continuous handrails on half-landings: **yes**; Handrail extends at top and bottom of stairs: **no**

Strip of surface of a different texture and contrasting colour at the top and bottom of the stairs: **no**


### Lifts

Cab with audio signals: **yes**; Control buttons in contrasting colour: **yes**

Keypad with numbers in relief: **yes**; Keypad with numbers in Braille: **yes**



## ACCOMMODATION



### CONVENCIÓN HOTEL

- Calle de O'Donnell, 53  
28007 Madrid
- Telephone:** 91 574 68 00  
**Fax:** 91 574 56 01
- Web:** www.hotel-convencion.com
- Metro with lift:** Goya
- Bus:** 2, 15, 26, 28, 61, 63, SE and C

#### ACCESS

- In the access to the reception area, there is a staircase with an alternative 2-stage ramp.
- The automatic glass door is **1.10 m** wide. It is not marked with horizontal strips or a logo in a contrasting colour.
- The ramp is **4 m** long and has an incline of **10%**. It has handrails, and both ends are indicated by a floor surface with a distinctive texture and contrasting colour.



#### ACCESSIBILITY - HEARING IMPAIRED

<b>Room</b>	
Internet connection: <b>yes</b>	TV which communicates with reception: <b>yes</b>
TV with teletext decoder: <b>yes</b>	TV has alarm clock with visual alert: <b>no</b>
Bedside plug socket: <b>yes</b>	Entrance door with peephole: <b>no</b>
Written information on available services: <b>yes</b>	Light signals to indicate a knock at the door: <b>no</b>
<b>Communal WCs</b>	
Door lock with visual aid to indicate either free or occupied: <b>no</b>	Cubicle doors with a gap underneath to see if there is someone inside: <b>yes</b>
<b>Lifts</b>	
Visual signs indicating the floor and direction of movement, both inside and outside the cab: <b>yes</b>	Emergency button with a light to show that the emergency call has been received: <b>no</b>
<b>Emergency system</b>	
Emergency alarm systems with visual alerts: <b>yes</b>	



## ★★★★ 4 STAR HOTELS

## Convención



#### ACCESSIBILITY - PHYSICALLY DISABLED

<b>Adapted room</b>	No. of adapted rooms: <b>5</b>
On <b>1<sup>st</sup> and 2<sup>nd</sup> floor</b> , accessible via lift	Width of door: <b>75 cm</b>
Clear turning circle inside (diameter): <b>Ø 150 cm</b>	Height of climate control: <b>160-190 cm</b>
Height of bed: <b>53 cm</b>	Space for access to the bed: right hand side <b>109 cm</b> , left hand side <b>88 cm</b>
Wardrobe doors: <b>sliding</b>	Height of hanger rail: <b>125 cm</b>
Height of wardrobe shelves and drawers: <b>20-69 cm</b>	
<b>Bathroom in adapted room</b>	
Door: outward opening <b>78.5 cm</b>	Clear turning circle inside (diameter): <b>Ø 150 cm</b>
<b>Toilet:</b>	
Seat height: <b>41 cm</b>	Height of flush mechanism: <b>106 cm</b>
Approach area: right hand side <b>198 cm</b>	Folding grab bar on right hand side: <b>86 cm</b>
Fixed grab bar on left hand side: <b>84 cm</b>	Distance between bars: <b>63 cm</b>
<b>Basin:</b>	
Height and clearance beneath the basin: <b>76 cm and 26 cm</b>	Tap: <b>mixer tap</b>
Height of the lower edge of the mirror: <b>83 cm</b>	Height of bathroom fittings: <b>96-120 cm</b>
<b>Shower:</b>	
Width of approach to shower: <b>100 cm</b>	Shower base: <b>level with floor</b>
Shower floor: <b>non-slip</b>	Shower chair or stool: <b>fixed</b>
Height and location of horizontal grab bar: <b>94 cm</b> , wall to side of tap	Height and location of vertical grab bar: <b>110-140 cm</b> , wall to side of tap
Tap: <b>mixer tap</b>	Shower curtain
Adjustable shower-head height: <b>yes</b>	
<b>Adapted bathroom in communal areas</b>	Number of adapted toilets: <b>2</b>
On <b>ground floor</b> , accessible	Door: Outward opening, width of <b>79 cm</b>
Clear turning circle inside (diameter): <b>Ø 150 cm</b>	
<b>Toilet:</b>	
Seat height: <b>41 cm</b>	
Approach area: left hand side <b>115 cm</b> , front <b>160 cm</b>	Fixed grab bar on right hand side: <b>80 cm</b>
Fixed grab bar on left hand side: <b>84 cm</b>	Distance between bars: <b>75 cm</b>

## ACCOMMODATION



<b>Basin:</b>	
Height and clearance beneath the basin: <b>40 cm and 24 cm</b>	Tap: <b>mixer tap</b>
Height of the lower edge of the mirror: <b>91 cm</b>	Height of bathroom fittings: <b>97 cm</b>
<b>Lifts</b>	No. of lifts: <b>8</b>
<b>Accessible up to the door</b>	Height of call buttons: <b>107-114 cm</b>
Width of door: <b>90 cm</b>	Width and depth of cab: <b>105 and 106 cm</b>
Height of lift buttons: <b>120-146 cm</b>	Height of handrail: <b>70-90 cm</b>

Other amenities	Location	Access	Main characteristics
Reception	Ground floor	Accessible	Height of reception desk: <b>115 cm</b>
Cafeteria	Ground floor	Accessible	Height of bar: <b>116 cm</b> Height of table: <b>76 cm</b> Height beneath table: <b>72 cm</b> Depth beneath table: <b>32 cm</b>
Restaurant / Breakfast buffet	Ground floor	Accessible via ramp with a length of <b>4.6 m</b> and a sharp incline of <b>13%</b>	Height of buffet bar: <b>91 cm</b> Height of table: <b>74 cm</b> Height beneath table: <b>70 cm</b> Depth beneath table: <b>41 cm</b>
Meeting rooms (6)	Ground floor	Accessible	Height of table: <b>80 cm</b> Height beneath table: <b>72 cm</b> Width beneath table: <b>157 cm</b> Depth beneath table: <b>90 cm</b>
Parking	Basement -1	Accessible via lift	There are <b>6</b> parking spaces for people with limited mobility ( <b>PRM</b> ), indicated by the disabled parking sign ( <b>ISA</b> )

## ☆☆☆☆ 4 STAR HOTELS

Convención



## ACCESSIBILITY - VISUALLY IMPAIRED

<b>Signs</b>	Signs the same size: <b>yes</b> , average height of <b>209-227 cm</b> and a font size of $\geq 1.5$ cm
Lettering in a colour which contrasts with the background: <b>yes</b>	Text and symbols: <b>not in relief and not in Braille</b>
<b>Main stairs</b>	
Edge of stairs marked with a non-slip strip in a contrasting colour: <b>no</b>	Side protection skirting board of $\geq 12$ cm on both sides: <b>yes</b>
Steps have a riser: <b>yes</b>	All steps are the same height: <b>yes</b>
Steps have nosing: <b>no</b>	
The space under the stairs is blocked off: <b>there is none</b>	Handrail on either side: <b>yes</b>
Continuous handrails on half-landings: <b>yes</b>	Handrail extends at top and bottom of stairs: <b>no</b>
<b>Lifts</b>	
Cab with audio signals: <b>no</b>	Control buttons in contrasting colour: <b>yes</b>
Keypad with numbers in relief: <b>yes</b>	Keypad with numbers in Braille: <b>no</b>



## ACCOMMODATION



### CROWNE PLAZA MADRID AIRPORT

Calle Lola Flores, 1  
(Acceso por Avenida de Aragón, 402)  
28022 Madrid

**Telephone:** 91 206 34 10  
 **Fax:** 91 206 34 11

**Web:** www.crowneplaza.com

**Bus:** Suburban bus service from Avenida América to Alcalá de Henares and Torrejón

### ACCESS

- The entrance to the hotel is level with the street. It has a clearance width of **2 m**.
- The main entranceway has a small **3 cm** lip as well as three sets of doors, a revolving door with a manually opened door on either side. The main door is a revolving glass door with a clearance width of **1.20 m**. There is a control to stop and reduce the speed of the revolving door located both inside and outside at a height of **1.10 m**.
- The alternative doors for PRM guests are outward opening single glass swing doors. Each one has a clearance width of **90 cm**. They are marked with double horizontal stripes and the hotel logo in contrasting colours.
- Just before the revolving door and within the revolving door are door-mats that are securely affixed to the floor.
- There is an accessible route that takes guests straight to the reception and help desk.



## ACCESSIBILITY – HEARING IMPAIRED

<b>Room</b>	
Internet connection: <b>yes</b>	TV which communicates with reception: <b>yes</b>
TV with teletext decoder: <b>yes</b>	TV has alarm clock with visual alert: <b>yes</b>
Bedside plug socket: <b>yes</b>	Entrance door with peephole: <b>yes</b>
Written information on available services: <b>no</b>	Light signals to indicate a knock at the door: <b>no</b>
<b>Communal WCs</b>	
Door lock with visual aid to indicate either free or occupied: <b>no</b>	Cubicle doors with a gap underneath to see if there is someone inside: <b>no</b>
<b>Lifts</b>	
Visual signs indicating the floor and direction of movement, both inside and outside the cab: <b>yes</b>	Emergency button with a light to show that the emergency call has been received: <b>no</b>
<b>Emergency system</b>	
Emergency alarm systems with visual alerts: <b>yes</b>	



## ★★★★ 4 STAR HOTELS

Crowne

Plaza Madrid Airport



## ACCESSIBILITY – PHYSICALLY DISABLED

<b>Adapted room (No. 245)</b>	Number of adapted rooms: <b>3</b>
On the 2nd floor accessible via lift	Width of door: <b>86 cm</b>
Clear turning circle inside (diameter): <b>Ø 150 cm</b>	Height of climate control: <b>155 cm</b>
Height of bed: <b>60 cm</b>	Space for access to the bed: right hand side <b>127 cm</b> , left hand side <b>125 cm</b>
Wardrobe doors: easy to open sliding doors without handles	Height of hanger rail: <b>180 cm</b>
Min. and max. height of wardrobe shelves and drawers: <b>30 cm and 90 cm</b>	
<b>Bathroom in adapted room</b>	
Door: Sliding door with a width of <b>86 cm</b>	Clear turning circle inside (diameter): <b>Ø 150 cm</b>
<b>Toilet:</b>	
Seat height: <b>47 cm</b>	Height of flush mechanism: <b>90 cm</b>
Approach area: right hand side <b>120 cm</b> , front <b>128 cm</b>	Folding grab bar on the right hand side: <b>54 - 75 cm</b>
Fixed horizontal grab bar on the left hand side: <b>75 cm</b>	Distance between bars: <b>72 cm</b>
<b>Basin:</b>	
Height and clearance beneath the basin: <b>74 cm and 60 cm</b>	Tap: mixer tap easy to use
Height of the lower edge of the mirror: <b>104 cm</b>	Min. and max. height of bathroom fittings: <b>80 cm</b>
<b>Shower:</b>	
Width and depth of approach area: <b>84 cm and ≥ 120 cm</b>	Shower base: level with the floor
Shower floor: non-slip	Shower chair or seat: fixed and folding seats
Height and location of horizontal grab bar: <b>97 cm</b> on the same wall as the tap	Height and location of diagonal grab bar: <b>70 – 95 cm</b> on wall to the side of the tap
Tap: requires a twisting action of the wrist, difficult to use	Height of the tap: <b>120 cm</b> on the wall opposite the fixed seat
Non-adjustable height shower head: <b>120 cm</b>	Shower screen: swing screen made of glass
<b>Adapted toilets in communal areas</b>	Total number of adapted toilets: <b>1</b>
Location: same floor as adapted rooms	On second floor – accessible via lift
Bathroom door: none	Cubicle door: inward opening door with a width of <b>76 cm</b>
Clear turning circle inside (diameter): <b>Ø 150 cm</b>	



## ACCOMMODATION



<b>Toilet</b>	
Seat height: <b>45 cm</b>	Height of flush mechanism: <b>90 cm</b>
Approach area: right hand side <b>155 cm</b> and frontal <b>112 cm</b>	Grab bar on the right hand side: none
Folding grab bar on the left hand side: <b>50 – 70 cm</b>	
<b>Basin</b>	
Height and clearance beneath the basin: <b>72 cm and 56 cm</b>	Tap: mixer tap easy to use
Height of the lower edge of the mirror: <b>90 cm</b>	Min. and max. height of bathroom fittings: <b>80 cm</b>
<b>Lifts</b>	
Floors served: all floors	Total number of lifts: <b>2</b>
Height of call buttons: <b>96 cm</b>	Accessible up to the door
Width and depth of cab: <b>111 and 137 cm</b>	Width of door: <b>80 cm</b>
Height of handrail: <b>92 cm</b>	Min. and max. height of the call buttons: <b>100 cm and 120 cm</b>
	Mirror opposite the door: <b>yes</b>

Other amenities	Location	Access	Main characteristics
Reception	Ground floor	Accessible	Height of reception desk: <b>115 cm</b>
Cafeteria	Ground floor	Accessible	Height of bar: <b>109 cm</b> Height of table: <b>75 cm</b> Height beneath table <b>74 cm</b> Width beneath table: <b>70 cm</b> diameter Depth beneath table: <b>34 cm</b>
Restaurant / Breakfast buffet	1st floor	Accessible via lift	Height of buffet bar: <b>90 cm</b> Height of table: <b>76 cm</b> Height beneath table <b>73 cm</b> Width beneath table: <b>80 cm</b> Depth beneath table: <b>80 cm</b>
Meeting rooms (5)	Basement floor -1	Accessible via lift	Furniture depending on the event
Gym	Basement floor -1	Accessible via lift	No specially adapted changing rooms or toilets
Parking	Basement floor -2	Accessible via the automatic car lift or the valet service run by hotel staff	There are <b>2</b> reserved parking spaces reserved for people with reduced mobility ( <b>PRM</b> ), indicated by the disabled parking sign ( <b>ISA</b> ). The reserved parking spaces have a lateral approach area of <b>120 cm</b>


## ☆☆☆☆ 4 STAR HOTELS


Crowne  
Plaza Madrid Airport




## ACCESSIBILITY – VISUALLY IMPAIRED


<b>Bedrooms</b>	
Colour of door contrasts with adjacent walls: <b>yes</b>	Information about hotel services available in Braille: <b>no</b> and in large print: <b>no</b>
Room lighting with dimmer switch: <b>no</b>	TV remote control with large numbers: <b>yes</b> and in contrasting colours: <b>yes</b>
Room free of projecting elements: <b>no</b>	Audible signals to indicate emergency alarm: <b>yes</b>
<b>Signs</b>	
Signs the same size: <b>yes</b> , average height of <b>170 cm</b> and a font size of <b>3-8 cm</b>	
Lettering in a colour which contrasts with the background: <b>yes</b>	Text and symbols: not in relief and not in <b>Braille</b>
<b>Main stairs</b>	
Edge of stairs marked with a non-slip strip in a contrasting colour: <b>no</b>	Side protection skirting board of <b>12 cm</b> on both sides: <b>no</b>
Steps have a riser: <b>yes</b>	
Steps have nosing: <b>no</b>	All steps are the same height: <b>yes</b>
The space under the stairs is blocked off: <b>yes</b>	Handrail on either side: <b>no</b> , just on one side
Continuous handrails on half-landings: <b>yes</b> , but just on one side	Handrail extends past the top and bottom of stairs: <b>no</b>
Distinctively textured and contrastingly coloured strip at the top and bottom of the stairs: <b>no</b>	
<b>Lifts</b>	
Cab with audio signals: <b>no</b>	Control buttons in contrasting colours: <b>no</b>
Keypad with numbers in relief: <b>yes</b>	Keypad with numbers in Braille: <b>yes</b>
Strip of surface of a different texture and contrasting colour at entrance to lift: <b>no</b>	
<b>Emergency System</b>	
Audible alarm system in place in case of emergency: <b>yes</b>	


**DEHESA REAL HOTEL**

 Calle de La Masó, 83  
28034 Madrid

 **Telephone:** 91 727 76 09  
**Fax:** 91 735 45 29

 **Web:** www.hoteldehesareal.es

 **Metro without lift:** Herrera Oria  
**Metro with lift:** Lacoma

 **Bus:** 49, 133 and 134

**ACCESS**

- The main entrance has **4 steps** with an alternative ramp.
- The ramp is **1.40 m** wide, **5.10 m** long and has a non-recommended incline of **21%**. There is a handrail on the right side of the ramp, leading upwards, which does not extend past the ends of the ramp. The ends of the ramp are not indicated by a distinctively textured or contrastingly coloured floor surface.
- The automatic glass door is **2.0 m** wide. It is indicated by a horizontal strip in a contrasting colour.


**ACCESSIBILITY – HEARING IMPAIRED**

<b>Room</b>	
Internet connection: <b>yes</b>	TV which communicates with reception: <b>no</b>
TV with teletext decoder: <b>yes</b>	TV has alarm clock with visual alert: <b>no</b>
Bedside plug socket: <b>yes</b>	Entrance door with peephole: <b>no</b>
Written information on available services: <b>yes</b>	Light signals to indicate a knock at the door: <b>no</b>
<b>Communal WCs</b>	
Door lock with visual aid to indicate either free or occupied: <b>no</b>	Cubicle doors with a gap underneath to see if there is someone inside: <b>no</b>
<b>Lifts</b>	
Visual signs indicating the floor and direction of movement, both inside and outside the cab: <b>yes</b>	Emergency button with a light to show that the emergency call has been received: <b>no</b>
<b>Emergency system</b>	
Emergency alarm systems with visual alerts: <b>no</b>	


**ACCESSIBILITY – PHYSICALLY DISABLED**

<b>Adapted room (No. 102)</b>	No. of adapted rooms: <b>1</b>
On <b>1<sup>st</sup> floor</b> , accessible via lift	Width of door: <b>82 cm</b>
Clear turning circle inside (diameter): <b>Ø 150 cm</b>	Height of climate control: <b>155 cm, also controlled from reception</b>
Height of bed: <b>50 cm</b>	Space for access to the bed: right hand side <b>95 cm</b> , left hand side $\geq$ <b>72 cm</b>
Wardrobe doors: sliding with handles, difficult to open	Height of hanger rail: <b>177 cm</b>
Height of wardrobe shelves and drawers: <b>40-190 cm</b>	
<b>Bathroom in adapted room</b>	
Door: sliding with a width of <b>75 cm</b>	Clear turning circle inside (diameter): <b>Ø 150 cm</b>
<b>Toilet:</b>	
Seat height: <b>45 cm</b>	Height of flush mechanism: <b>90 cm</b>
Approach area: right hand side <b>120 cm</b> (also occupying the shower space) and front <b>160 cm</b>	Folding grab bar on right hand side: <b>57-75 cm</b>
No grab bar on left hand side	
<b>Basin:</b>	
Height and clearance beneath the basin: <b>70 cm and 50 cm</b>	Tap: <b>mixer tap</b>
Height of the lower edge of the mirror: <b>90 cm</b>	Height of bathroom fittings: <b>83 cm</b>
<b>Shower:</b>	
Width of approach to shower: <b>150 cm</b>	Shower base: a <b>2 cm</b> lip
Shower floor: <b>non-slip</b>	Shower stool: <b>mobile with backrest</b>
Height and location of horizontal grab bar: <b>86 cm</b> , wall to side of tap	Has a vertical grab bar on the same wall as the tap which is used for adjusting the height of the shower head
Tap: <b>mixer tap</b>	Height of tap: <b>120 cm</b> on accessible wall
Adjustable shower-head height: <b>yes</b>	
<b>Adapted bathroom in communal areas</b>	
On <b>ground floor</b> , accessible	Number of adapted toilets: <b>2</b>
Clear turning circle inside (diameter): <b>Ø 150 cm</b>	Door: Sliding, width of <b>72 cm</b>
<b>Toilet:</b>	
Seat height: <b>45 cm</b>	Height of flush mechanism: <b>90 cm</b>
Approach area: right hand side <b>97 cm</b> , front <b>106 cm</b>	Fixed grab bar on right hand side: <b>80 cm</b>



Fixed grab bar on left hand side: <b>84 cm</b>	Folding grab bar on right hand side: <b>57-75 cm</b>
No grab bar on left hand side	
<b>Basin:</b>	
Height and clearance beneath the basin: <b>75 cm and 59 cm</b>	Tap: <b>mixer tap</b>
Height of the lower edge of the mirror: <b>100 cm</b>	Height of bathroom fittings: <b>80 cm</b>
<b>Lifts</b>	
<b>Accessible up to the door</b>	No. of lifts: , connects all floors
Width of door: <b>80 cm</b>	Height of call buttons: <b>110 cm</b>
	Width and depth of cab: <b>104 and 146 cm</b>
Height of lift buttons: <b>98-140 cm</b>	Height of handrail: <b>90 cm</b>

Other amenities	Location	Access	Main characteristics
Reception	Ground floor	Accessible	Height of reception desk: <b>113 cm</b>
Cafeteria	Ground floor	Accessible	Height of bar: <b>115 cm</b> Height of table: <b>75 cm</b> Height beneath table: <b>71 cm</b> Width beneath table: <b>110 cm</b> Depth beneath table: <b>75 cm</b> Tables with central leg
Restaurant / Breakfast buffet	Ground floor	Accessible	Height of table: <b>75 cm</b> Height beneath table: <b>71 cm</b> Width beneath table: <b>110 cm</b> Depth beneath table: <b>75 cm</b> Tables with central leg
Parking	Basement -1	Accessible via lift	There is <b>1</b> parking space for people with limited mobility ( <b>PRM</b> ), indicated by the disabled parking sign ( <b>ISA</b> )



## ACCESSIBILITY - VISUALLY IMPAIRED

### Signs

Signs the same size: **yes**, average height of **165-180 cm** and a font size of **≥ 1.5 cm**

Lettering in a colour which contrasts with the background: **yes**; Text and symbols: **not in relief and not in Braille**

### Main stairs

Edge of stairs marked with a non-slip strip in a contrasting colour: **no**; Side protection skirting board of **≥ 12 cm** on both sides: **on just one side**

Steps have a riser: **yes**; All steps are the same height: **yes**  
Steps have nosing: **no**

The space under the stairs is blocked off: **yes**; Handrail on either side: **no**

Continuous handrails on half-landings: **no**; Handrail extends at top and bottom of stairs: **no**

Strip of surface of a different texture and contrasting colour at the top and bottom of the stairs: **no**

### Lifts

Cab with audio signals: **no**; Control buttons in contrasting colour: **yes**

Keypad with numbers in relief: **yes**; Keypad with numbers in Braille: **no**


**EMPERADOR HOTEL**

-  Gran Vía, 53  
28013 Madrid
-  **Telephone:** 91 547 28 00  
**Fax:** 91 547 28 17
-  **Web:** www.emperadorhotel.com
-  **Metro with lift:** Callao
-  **Bus:** 1, 2, 44, 46, 74, 75, 148 and 202

**ACCESS**

- The main door is preceded by a single step followed by **3** steps with a handrail. There is a **90 cm wide** accessible side door and an alternative ramp which avoids having to use the three steps.
- The automatic revolving glass door is **87 cm** wide and is clearly signed.


**ACCESSIBILITY – HEARING IMPAIRED**

<b>Room</b>	
Internet connection: <b>yes</b>	TV which communicates with reception: <b>no</b>
TV with teletext decoder: <b>yes</b>	TV has alarm clock with visual alert: <b>no</b>
Bedside plug socket: <b>in certain rooms</b>	Entrance door with peephole: <b>no</b>
Written information on available services: <b>yes</b>	Light signals to indicate a knock at the door: <b>no</b>
<b>Communal WCs</b>	
Door lock with visual aid to indicate either free or occupied: <b>no</b>	Cubicle doors with a gap underneath to see if there is someone inside: <b>yes</b>
<b>Lifts</b>	
Visual signs indicating the floor and direction of movement, both inside and outside the cab: <b>yes</b>	Emergency button with a light to show that the emergency call has been received: <b>no</b>
<b>Emergency system</b>	
Emergency alarm systems with visual alerts: <b>yes</b>	


**ACCESSIBILITY – PHYSICALLY DISABLED**

<b>Adapted room</b>	No. of adapted rooms: <b>5</b>
On <b>1<sup>st</sup></b> and <b>5<sup>th</sup></b> floor, accessible via lift	Width of door: <b>77 cm</b>
Clear turning circle inside (diameter): <b>Ø 150 cm</b>	Height of climate control: <b>158 cm</b>
Height of bed: <b>51 cm</b>	Space for access to the bed: right hand side <b>77 cm</b> , left hand side <b>87 cm</b>
Wardrobe doors: <b>Folding with handles, difficult to open</b>	Height of wardrobe shelves and drawers: <b>52-160 cm</b>
<b>Bathroom in adapted room</b>	
Door: inward opening with a width of <b>78 cm</b>	Clear turning circle inside (diameter): <b>Ø 150 cm</b>
<b>Toilet:</b>	
Seat height: <b>41 cm</b>	Height of flush mechanism: <b>79 cm</b>
Approach area: front <b>120 cm</b> and right hand side	Folding grab bar on right hand side
<b>Basin:</b>	
Height and clearance beneath the basin: <b>64 cm and 29 cm</b>	Tap: <b>mixer tap</b>
Height of the lower edge of the mirror: <b>99 cm</b>	Height of bathroom fittings: <b>70 cm</b>
<b>Bath:</b>	
Height of bath: <b>48 cm</b>	Horizontal and vertical grab bars
Rotating transfer chair: <b>yes</b>	Curtain and folding screen
Mixer tap at a height of <b>60 cm</b> on narrow wall	Adjustable shower-head height: <b>yes</b>
<b>Lifts (panoramic)</b>	
<b>Accessible up to the door</b>	Height of call buttons: <b>112-117 cm</b>
Width of door: <b>80 cm</b>	Width and depth of cab: <b>100 and 140 cm</b>
Height of lift buttons: <b>95-125 cm</b>	Height of handrail: <b>90 cm</b>

## ACCOMMODATION



Other amenities	Location	Access	Main characteristics
Reception	Ground floor	Accessible	Height of reception desk: <b>116 cm</b>
Cafeteria (lounge bar with sofas)	Ground floor	Accessible	Height of bar: <b>there is none</b>
Restaurant / Breakfast buffet	First floor via lift	Accessible	Height of buffet bar: <b>87 cm</b> Height of table: <b>73 cm</b> Height beneath table: <b>63 cm</b> Width beneath table: <b>60 cm</b> Depth beneath table: <b>62 cm</b>
Meeting rooms (9)	First floor	Accessible via lift	
Pool and Gym	Tenth floor and basement -1	Not accessible, steps with no alternative ramp	No hoist for getting into the pool. No specially adapted changing rooms or toilets



## ACCESSIBILITY - VISUALLY IMPAIRED

### Signs

Signs the same size: **yes**, average height of **175-210 cm** and a font size of **≥ 1.5 cm**

Lettering in a colour which contrasts with the background: **yes**; Text and symbols: **not in relief and not in Braille**

### Main stairs

Edge of stairs marked with a non-slip strip in a contrasting colour: **no**; Side protection skirting board of **≥ 12 cm** on both sides: **no**

Steps have a riser: **yes**; All steps are the same height: **yes**  
Steps have nosing: **no**

The space under the stairs is blocked off: **there is none**; Handrail on either side: **no**

Continuous handrails on half-landings: **yes**; Handrail extends at top and bottom of stairs: **no**

Strip of surface of a different texture and contrasting colour at the top and bottom of the stairs: **no**

### Lifts

Cab with audio signals: **no**; Control buttons in contrasting colour: **yes**

Keypad with numbers in relief: **yes**; Keypad with numbers in Braille: **yes**



## 4 STAR HOTELS



### EMPERATRIZ HOTEL

Calle de López de Hoyos, 4  
28002 Madrid

Telephone: 91 563 80 88  
Fax: 91 563 98 04

Web: [www.hotel-emperatriz.com](http://www.hotel-emperatriz.com)

Metro without lift: Gregorio Marañón

Bus: 14, 45 and 150

### ACCESS

- The main entrance and access to the reception area has a single step.
- The glass door is manually operated and is **95 cm** wide. It is not marked with horizontal strips or a logo in a contrasting colour.



## ACCESSIBILITY - HEARING IMPAIRED

### Room

Internet connection: **yes**; TV which communicates with reception: **no**

TV with teletext decoder: **yes**; TV has alarm clock with visual alert: **no**

Bedside plug socket: **yes**; Entrance door with peephole: **no**  
Written information on available services: **yes**; Light signals to indicate a knock at the door: **no**

### Communal WCs

Door lock with visual aid to indicate either free or occupied: **no**; Cubicle doors with a gap underneath to see if there is someone inside: **no**

### Lifts

Visual signs indicating the floor and direction of movement, both inside and outside the cab: **yes**; Emergency button with a light to show that the emergency call has been received: **no**

### Emergency system

Emergency alarm systems with visual alerts: **no**


**ACCESSIBILITY – PHYSICALLY DISABLED**


<b>Adapted room (No. 210)</b>	No. of adapted rooms: <b>3</b>
On <b>2<sup>nd</sup> floor</b> , accessible	Width of door: <b>87 cm</b>
Clear turning circle inside (diameter): <b>Ø 150 cm</b>	Height of climate control: <b>148 cm</b>
Height of bed: <b>57 cm</b>	Space for access to the bed: right hand side <b>97 cm</b> , left hand side <b>153 cm</b>
Wardrobe doors: <b>Handles, difficult to open</b>	Height of hanger rail: <b>174 cm</b>
Height of wardrobe shelves and drawers: <b>21-174 cm</b>	
<b>Bathroom in adapted room</b>	
Door: <b>width of 78 cm</b>	Clear turning circle inside (diameter): <b>Ø 150 cm</b>
<b>Toilet:</b>	
Seat height: <b>41 cm</b>	Height of flush mechanism: <b>93 cm</b>
Approach area: none <b>≥ 80 cm</b>	Folding grab bar opposite approach side
<b>Basin:</b>	
Height and clearance beneath the basin: <b>66.5 cm and 29 cm</b>	Tap: <b>mixer tap</b>
Height of the lower edge of the mirror: <b>91 cm</b>	Height of bathroom fittings: <b>140 cm</b>
<b>Bath:</b>	
Height of bath: <b>64 cm</b>	Height of grab bar: <b>64 cm</b>
Mixer tap on accessible wall	
<b>Lifts</b>	
<b>Accessible up to the door</b>	No. of lifts: <b>2</b>
Width of door: <b>80 cm</b>	Height of call buttons: <b>132 cm</b>
	Width and depth of cab: <b>91 and 164 cm</b>
Height of lift buttons: <b>86-111 cm</b>	


Other amenities	Location	Access	Main characteristics
Reception	Ground floor	Accessible	Height of reception desk: <b>116 cm</b>
Snack bar	Ground floor	Accessible	Height of table: <b>54 cm</b> Height beneath table: <b>51 cm</b>
Restaurant / Breakfast buffet	Ground floor	Accessible	Height of table: <b>73 cm</b>
Meeting rooms ( <b>5</b> )	Ground floor	4 of them are accessible. The Emperatriz Hall is not accessible	


**ACCESSIBILITY – VISUALLY IMPAIRED**


<b>Signs</b>	
Signs the same size: <b>yes</b> , average height of <b>218 cm</b> and a font size of <b>≥ 1.5 cm</b>	
Lettering in a colour which contrasts with the background: <b>no</b>	Text and symbols: <b>not in relief and not in Braille</b>
<b>Main stairs</b>	
Edge of stairs marked with a non-slip strip in a contrasting colour: <b>no</b>	Side protection skirting board of <b>≥ 12 cm</b> on both sides: <b>no</b>
Steps have a riser: <b>yes</b>	All steps are the same height: <b>no</b>
Steps have nosing: <b>no</b>	
The space under the stairs is blocked off: <b>no</b>	Handrail on either side: <b>no</b>
Continuous handrails on half-landings: <b>yes</b>	Handrail extends at top and bottom of stairs: <b>no</b>
Strip of surface of a different texture and contrasting colour at the top and bottom of the stairs: <b>no</b>	
<b>Lifts</b>	
Cab with audio signals: <b>no</b>	Control buttons in contrasting colour: <b>yes</b>
Keypad with numbers in relief: <b>no</b>	Keypad with numbers in Braille: <b>yes</b>


**FOXÁ M-30 HOTEL**

 Calle de Serrano Galvache, 14  
28033 Madrid

 **Telephone:** 91 384 04 00  
**Fax:** 91 384 04 02

 **Web:** www.foxa.com

 **Bus:** 7, 29 and 107

**ACCESS**

- The main entrance has some stairs with an alternative ramp.
- The automatic sliding glass entrance door is **1.08 m** wide. It is not marked with horizontal strips or a logo in a contrasting colour.
- The ramp is **14.6 m** long and has a non-recommended incline of **9%**. There are handrails on both sides of the ramp at heights of **67 cm** and **88 cm**, which do not extend past the ends of the ramp. The ends of the ramp are not indicated by a distinctively textured or contrastingly coloured floor surface.


**ACCESSIBILITY - HEARING IMPAIRED**

<b>Room</b>	
Internet connection: <b>yes</b>	TV which communicates with reception: <b>no</b>
TV with teletext decoder: <b>yes</b>	TV has alarm clock with visual alert: <b>no</b>
Bedside plug socket: <b>yes</b>	Entrance door with peephole: <b>no</b>
Written information on available services: <b>yes</b>	Light signals to indicate a knock at the door: <b>no</b>
<b>Communal WCs</b>	
Door lock with visual aid to indicate either free or occupied: <b>no</b>	Cubicle doors with a gap underneath to see if there is someone inside: <b>no</b>
<b>Lifts</b>	
Visual signs indicating the floor and direction of movement, both inside and outside the cab: <b>yes</b>	Emergency button with a light to show that the emergency call has been received: <b>no</b>
<b>Emergency system</b>	
Emergency alarm systems with visual alerts: <b>no</b>	


**ACCESSIBILITY - PHYSICALLY DISABLED**

<b>Adapted room (No. 207)</b>	No. of adapted rooms: <b>1</b>
On <b>2<sup>nd</sup></b> floor, accessible via lift.	Width of door: <b>80 cm</b>
Clear turning circle inside (diameter): <b>Ø 150 cm</b>	Height of climate control: <b>156 cm</b>
Height of bed: <b>54 cm</b>	Space for access to the bed: right hand side <b>94 cm</b> , left hand side <b>160 cm</b>
Wardrobe doors: <b>sliding, easy to open</b>	Height of hanger rail: <b>169 cm</b>
Height of wardrobe shelves and drawers: <b>56-125 cm</b>	
<b>Bathroom in adapted room</b>	
Door: sliding with a width of <b>79 cm</b>	Clear turning circle inside (diameter): <b>Ø 150 cm</b>
<b>Toilet:</b>	
Seat height: <b>39 cm</b>	Height of flush mechanism: <b>94 cm</b>
Approach area: <b>side 118 cm</b>	Folding grab bar on right hand side: <b>63-80 cm</b>
<b>Basin:</b>	
Height and clearance beneath the basin: <b>66 cm and 35 cm</b>	Tap: <b>mixer tap</b>
Height of the lower edge of the mirror: <b>104 cm</b>	Height of bathroom fittings: <b>83-120 cm</b>
<b>Shower:</b>	
Shower floor: <b>non-slip</b>	Shower base: <b>level with floor</b>
Tap: <b>mixer tap</b>	Shower chair or stool: <b>fixed</b>
Height and location of horizontal grab bar: <b>65-81 cm, wall to side of tap</b>	No vertical grab bar
<b>Lifts</b>	
<b>Accessible up to the door</b>	No. of lifts: <b>2</b>
Width of door: <b>80 cm</b>	Height of call buttons: <b>132 cm</b>
	Width and depth of cab: <b>108 and 138 cm</b>
Height of lift buttons: <b>82-120 cm</b>	



## ACCOMMODATION



Other amenities	Location	Access	Main characteristics
Reception	Ground floor	Accessible	Height of reception desk: <b>111 cm</b>
Cafeteria		Accessible	Height of bar: <b>113 cm</b> Height of table: <b>69 cm</b> Height beneath table: <b>65 cm</b> Width beneath table: <b>70 cm</b> Depth beneath table: <b>70 cm</b>
Restaurant / Breakfast buffet		Accessible via lift	Height of table: <b>73 cm</b> Height beneath table: <b>71 cm</b> Width beneath table: <b>110 cm</b> Depth beneath table: <b>20 cm</b>
Meeting rooms (15)		Accessible via lift	
Parking	Basement -1	Accessible via lift	There are no parking space for people with limited mobility ( <b>PRM</b> ), indicated by the disabled parking sign ( <b>ISA</b> )



## ACCESSIBILITY - VISUALLY IMPAIRED

### Signs

Signs the same size: **yes**, average height of **210 cm** and a font size of **≥ 1.5 cm**

Lettering in a colour which contrasts with the background: **yes**; and not in Braille

### Main stairs

Edge of stairs marked with a non-slip strip in a contrasting colour: **no**

Side protection skirting board of **≥ 12 cm** on both sides: **no**

Steps have a riser: **yes**

All steps are the same height: **yes**

Steps have nosing: **no**

The space under the stairs is blocked off: **there is none**

Handrail on either side: **no**

Continuous handrails on half-landings: **yes**

Handrail extends at top and bottom of stairs: **no**

Strip of surface of a different texture and contrasting colour at the top and bottom of the stairs: **no**

### Lifts

Cab with audio signals: **no**

Control buttons in contrasting colour: **yes**

Keypad with numbers in relief: **yes**

Keypad with numbers in Braille: **yes**



## 4 STAR HOTELS



### HIGH TECH MADRID AEROPUERTO HOTEL

✉ Calle del Galeón, 25  
28042 Madrid

☎ Telephone: 91 515 94 50  
Fax: 91 515 94 44

🌐 Web: [www.hthoteles.com](http://www.hthoteles.com)

🚌 Bus: 114 and 115

### ACCESS

- The main entrance is accessible and has a level surface.
- The hotel has a automatic revolving glass door.
- There are **2** alternative glass swing doors next to the revolving door, both of which measure more than **80 cm** wide.



## ACCESSIBILITY - HEARING IMPAIRED

### Room

Internet connection: **yes**

TV which communicates with reception: **no**

TV with teletext decoder: **yes**

TV has alarm clock with visual alert: **no**

Bedside plug socket: **yes**

Entrance door with peephole: **no**

Written information on available services: **yes**

Light signals to indicate a knock at the door: **no**

### Communal WCs

Door lock with visual aid to indicate either free or occupied: **no**

Cubicle doors with a gap underneath to see if there is someone inside: **no**

### Lifts

Visual signs indicating the floor and direction of movement, both inside and outside the cab: **yes**

Emergency button with a light to show that the emergency call has been received: **no**

### Emergency system

Emergency alarm systems with visual alerts: **no**





## ACCOMMODATION



### ACCESSIBILITY – PHYSICALLY DISABLED

<b>Adapted room (No. 311)</b>	No. of adapted rooms: <b>2</b>
On <b>3<sup>rd</sup> floor</b> , accessible via lift	Width of door: <b>76 cm</b>
Clear turning circle inside (diameter): <b>Ø 150 cm</b>	Height of climate control: <b>149 cm</b>
Height of bed: <b>55 cm</b>	Space for access to the bed: right hand side <b>87 cm</b> , left hand side <b>87 cm</b>
Height of wardrobe shelves and drawers: <b>76-200 cm</b>	Height of hanger rail: <b>167 cm</b>
<b>Bathroom in adapted room</b>	
Door: sliding with a width of <b>83 cm</b>	Clear turning circle inside (diameter): <b>Ø 150 cm</b>
<b>Toilet:</b>	
Seat height: <b>41 cm</b>	Height of flush mechanism: <b>75 cm</b>
Approach area: side <b>≥ 80 cm</b>	Fixed grab bar opposite approach side: <b>83 cm</b>
No grab bar on approach side	
<b>Basin:</b>	
Height and clearance beneath the basin: <b>61 cm and 23 cm</b>	Tap: <b>mixer tap</b>
Height of the lower edge of the mirror: <b>81 cm</b>	Height of bathroom fittings: <b>150 cm</b>
<b>Shower:</b>	
Shower floor: <b>non-slip</b>	Shower base: <b>level with floor</b>
Tap: <b>mixer tap</b>	Shower chair: <b>fixed</b>
Height of horizontal grab bar: <b>84 cm</b>	No vertical grab bar
<b>Adapted bathroom in communal areas</b>	
On <b>floor -1</b> , accessible via lift	Door: width of <b>87 cm</b>
Clear turning circle inside (diameter): <b>Ø 150 cm</b>	
<b>Toilet:</b>	
Seat height: <b>46.5 cm</b>	Height of flush mechanism: <b>109 cm</b>
Approach area: side <b>140 cm</b>	No grab bars
<b>Basin:</b>	
Height and clearance beneath the basin: <b>86 cm and 57 cm</b>	Tap: <b>mixer tap</b>
Height of the lower edge of the mirror: <b>92 cm</b>	Height of bathroom fittings: <b>122-147 cm</b>
<b>Lifts</b>	
<b>Accessible up to the door</b>	No. of lifts: <b>1</b>
	Width and depth of cab: <b>95 and 147 cm</b>
Width of door: <b>81 cm</b>	



## ★★★★ 4 STAR HOTELS

### High Tech Madrid Aeropuerto


Other amenities	Location	Access	Main characteristics
Reception	Ground floor	Accessible	Height of reception desk: <b>116 cm</b>
Cafeteria	Ground floor	Accessible	Height of bar: <b>113 cm</b> Height of table: <b>50 cm</b>
Restaurant / Breakfast buffet	Ground floor	Accessible	Height of table: <b>75 cm</b> Height beneath table: <b>74 cm</b> Width beneath table: <b>67 cm</b> Depth beneath table: <b>90 cm</b>
Meeting rooms (1)	Basement -1	Accessible via lift	




### ACCESSIBILITY – VISUALLY IMPAIRED

<b>Signs</b>	
Signs the same size: <b>yes</b> , average height of <b>150-180 cm</b> and a font size of <b>≥ 1.5 cm</b>	
Lettering in a colour which contrasts with the background: <b>yes</b>	Text and symbols: <b>not in relief and not in Braille</b>
<b>Main stairs</b>	
Edge of stairs marked with a non-slip strip in a contrasting colour: <b>no</b>	Side protection skirting board of <b>≥ 12 cm</b> on both sides: <b>no</b>
Steps have a riser: <b>yes</b>	All steps are the same height: <b>yes</b>
Steps have nosing: <b>yes</b>	
The space under the stairs is blocked off: <b>no</b>	Handrail on either side: <b>no</b>
Continuous handrails on half-landings: <b>no</b>	Handrail extends at top and bottom of stairs: <b>no</b>
Strip of surface of a different texture and contrasting colour at the top and bottom of the stairs: <b>no</b>	
<b>Lifts</b>	
Cab with audio signals: <b>no</b>	Control buttons in contrasting colour: <b>yes</b>
Keypad with numbers in relief: <b>yes</b>	Keypad with numbers in Braille: <b>yes</b>


**HIGH TECH NUEVA CASTELLANA HOTEL**

 Calle de María Tubau, 16  
28050 Madrid

 **Telephone:** 91 358 64 00  
**Fax:** 91 358 95 73

 **Web:** www.hthoteles.com

 **Metro with lift:** Las Tablas

 **Bus:** 76,152 and 154

**HIGH TECH  
NUEVA CASTELLANA**

**ACCESS**

- The main entrance is accessible and has a level surface.
- The main automatic revolving glass door is more than **80 cm** wide.
- There are **2** alternative glass swing doors next to the revolving door, each of which is **1.16 m** wide.
- None of the doors are marked with horizontal strips or a logo in a contrasting colour.


**ACCESSIBILITY – HEARING IMPAIRED**

<b>Room</b>	
Internet connection: <b>yes</b>	TV which communicates with reception: <b>no</b>
TV with teletext decoder: <b>yes</b>	TV has alarm clock with visual alert: <b>yes</b>
Bedside plug socket: <b>yes</b>	Entrance door with peephole: <b>no</b>
Written information on available services: <b>yes</b>	Light signals to indicate a knock at the door: <b>no</b>
<b>Communal WCs</b>	
Door lock with visual aid to indicate either free or occupied: <b>no</b>	Cubicle doors with a gap underneath to see if there is someone inside: <b>no</b>
<b>Lifts</b>	
Visual signs indicating the floor and direction of movement, both inside and outside the cab: <b>yes</b>	Emergency button with a light to show that the emergency call has been received: <b>no</b>
<b>Emergency system</b>	
Emergency alarm systems with visual alerts: <b>no</b>	


**ACCESSIBILITY – PHYSICALLY DISABLED**

<b>Adapted room (No. 223)</b>	No. of adapted rooms: <b>8</b>
On <b>2<sup>nd</sup> floor</b> , accessible via lift	Width of door: <b>80 cm</b>
Clear turning circle inside (diameter): <b>Ø 150 cm</b>	Height of climate control: <b>142 cm</b>
Height of bed: <b>51 cm</b>	Space for access to the bed: right hand side <b>90 cm</b> , left hand side <b>90 cm</b>
Height of hanger rail: <b>190 cm</b>	
<b>Bathroom in adapted room</b>	
Door: swing door with a width of <b>79 cm</b>	Clear turning circle inside (diameter): <b>Ø 150 cm</b>
<b>Toilet:</b>	
Seat height: <b>41 cm</b>	Height of flush mechanism: <b>74 cm</b>
Approach area: right hand side <b>70 cm</b>	Folding grab bar on right hand side: <b>76-80 cm</b>
Fixed grab bar on left hand side: <b>76-80 cm</b>	Distance between bars: <b>81 cm</b>
<b>Basin:</b>	
Height and clearance beneath the basin: <b>80 cm and 47 cm</b>	Tap: <b>mixer tap</b>
Height of the lower edge of the mirror: <b>86 cm</b>	Height of bathroom fittings: <b>120-123 cm</b>
<b>Shower:</b>	
Width of approach to shower: <b>150 cm</b>	Shower base: <b>level with floor</b>
Shower floor: <b>non-slip</b>	Shower stool: <b>3 mobile seats</b>
Height and location of horizontal grab bar: <b>75 cm</b> , wall to side of tap	Height and location of vertical grab bar: <b>75-132 cm</b> , wall to side of tap
Tap: <b>mixer tap</b>	Height of tap: <b>140-160 cm</b> on accessible wall
Adjustable shower-head height: <b>yes</b>	
<b>Adapted bathroom in communal areas</b>	
On <b>floor -1</b> , accessible	Door: sliding door, width of <b>88 cm</b>
Clear turning circle inside (diameter): <b>Ø 150 cm</b>	
<b>Toilet:</b>	
Seat height: <b>41 cm</b>	Height of flush mechanism: <b>73 cm</b>
Approach area: right hand side <b>80 cm</b>	Folding grab bar on right hand side: <b>58-76 cm</b>
Fixed grab bar on left hand side	Distance between bars
<b>Basin:</b>	
Height and clearance beneath the basin: <b>76 cm and 50 cm</b>	Tap: <b>mixer tap</b>
Height of the lower edge of the mirror: <b>82 cm</b>	Height of bathroom fittings: <b>95 cm</b>

## ACCOMMODATION



<b>Lifts</b>	No. of lifts: <b>3</b>
Accessible up to the door	Width and depth of cab: <b>110 and 145 cm</b>
Width of door: <b>80 cm</b>	Height of handrail: <b>88 cm</b>

Other amenities	Location	Access	Main characteristics
Reception	Ground floor	Accessible	Height of reception desk: <b>116 cm</b>
Cafeteria	Ground floor	Accessible	Height of bar: <b>118 cm</b> Height of table: <b>72 cm</b> Height beneath table: <b>70 cm</b> Width beneath table: <b>70 cm</b> Depth beneath table: <b>33 cm</b>
Restaurant / Breakfast buffet	Ground floor	Accessible	Height of buffet bar: <b>80-125 cm</b> Height of table: <b>74 cm</b> Height beneath table: <b>70 cm</b> Width beneath table: <b>85 cm</b> Depth beneath table: <b>30 cm</b>
Meeting rooms (4)	Ground floor	Accessible	Height of table: <b>74 cm</b> Height beneath table: <b>70 cm</b> Width beneath table: <b>200 cm</b> Depth beneath table: <b>45 cm</b>
Parking	Basement -1	Accessible via lift	There are no parking space for people with limited mobility ( <b>PRM</b> )

## ★★★★ 4 STAR HOTELS

High Tech  
Nueva Castellana



## ACCESSIBILITY - VISUALLY IMPAIRED

### Signs

Signs the same size: **yes**, average height of **100-170 cm** and a font size of **≥ 1.5 cm**

Lettering in a colour which contrasts with the background: **yes**; Text and symbols: **not in relief** and **not in Braille**

### Main stairs

Edge of stairs marked with a non-slip strip in a contrasting colour: **no**; Side protection skirting board of **≥ 12 cm** on both sides: **no**

Steps have a riser: **yes**; All steps are the same height: **yes**  
Steps have nosing: **no**

The space under the stairs is blocked off: **no**; Handrail on either side: **yes**


Continuous handrails on half-landings: **yes**; Handrail extends at top and bottom of stairs: **no**


Strip of surface of a different texture and contrasting colour at the top and bottom of the stairs: **no**


### Lifts

Cab with audio signals: **no**; Control buttons in contrasting colour: **yes**


Keypad with numbers in relief: **yes**; Keypad with numbers in Braille: **yes**


**HIGH TECH PRESIDENT CASTELLANA HOTEL**

 Calle del Marqués de Villamagna, 4  
28001 Madrid

 **Telephone:** 91 577 19 51  
**Fax:** 91 577 19 54

 **Web:** www.hthoteles.com

 **Metro without lift:** Rubén Darío

**ACCESS**

- The main entrance has a ramp **1.48 m** wide, **3.42 m** long and with a steep incline of **14%**, which saves having to negotiate **2** steps.
- The automatic sliding glass door is **1.4 m** wide. It is not marked with horizontal strips or a logo in a contrasting colour.


**ACCESSIBILITY – HEARING IMPAIRED**

<b>Room</b>	
Internet connection: <b>yes</b>	TV which communicates with reception: <b>no</b>
TV with teletext decoder: <b>yes</b>	TV has alarm clock with visual alert: <b>no</b>
Bedside plug socket: <b>yes</b>	Entrance door with peephole: <b>no</b>
Written information on available services: <b>yes</b>	Light signals to indicate a knock at the door: <b>no</b>
<b>Communal WCs</b>	
Door lock with visual aid to indicate either free or occupied: <b>no</b>	Cubicle doors with a gap underneath to see if there is someone inside: <b>no</b>
<b>Lifts</b>	
Visual signs indicating the floor and direction of movement, both inside and outside the cab: <b>yes</b>	Emergency button with a light to show that the emergency call has been received: <b>no</b>
<b>Emergency system</b>	
Emergency alarm systems with visual alerts: <b>no</b>	


**ACCESSIBILITY – PHYSICALLY DISABLED**

<b>Adapted room (No. 201)</b>	No. of adapted rooms: <b>3</b>
On <b>2<sup>nd</sup></b> floor, accessible	Width of door: <b>77 cm</b>
Clear turning circle inside (diameter): <b>Ø 150 cm</b>	Height of climate control: <b>160 cm</b>
Height of bed: <b>60 cm</b>	Space for access to the bed: right hand side <b>135 cm</b> , left hand side <b>70 cm</b>
Height of hanger rail: <b>190 cm</b>	
<b>Bathroom in adapted room</b>	
Door: swing door with a width of <b>80 cm</b>	Clear turning circle inside (diameter): <b>Ø 150 cm</b>
<b>Toilet:</b>	
Seat height: <b>40 cm</b>	Height of flush mechanism: <b>87 cm</b>
Approach area: left hand side <b>105 cm</b>	No grab bar on right hand side
Fixed grab bar on left hand side: <b>63 cm</b>	
<b>Basin:</b>	
Height and clearance beneath the basin: <b>68 cm and 45 cm</b>	Tap: <b>mixer tap</b>
Height of the lower edge of the mirror: <b>130 cm</b>	Height of bathroom fittings: <b>75 cm</b>
<b>Shower:</b>	
Width of approach to shower: <b>140 cm</b>	Shower base: <b>level with floor</b>
Shower floor: <b>non-slip</b>	Shower stool: <b>mobile</b>
No horizontal grab bar	No vertical grab bar
Tap: <b>mixer tap</b>	Height of tap: <b>110-120 cm on accessible wall</b>
<b>Lifts</b>	No. of lifts: <b>3</b>
Accessible up to the door	Width and depth of cab: <b>115 and 120 cm</b>
Width of door: <b>80 cm</b>	No handrail



## ACCOMMODATION



Other amenities	Location	Access	Main characteristics
Reception	Ground floor	Accessible	Height of reception desk: <b>116 cm</b>
Cafeteria	Ground floor	Accessible via lift	Height of bar: <b>128 cm</b> Height of table: <b>70 cm</b> Height beneath table: <b>68 cm</b> Width beneath table: <b>70 cm</b> Depth beneath table: <b>35 cm</b>
Restaurant / Breakfast buffet	Basement -1	Accessible via lift	Height of buffet bar: <b>82 cm</b> Height of table: <b>74 cm</b> Height beneath table: <b>69 cm</b> Width beneath table: <b>70 cm</b> Depth beneath table: <b>35 cm</b>
Meeting rooms (2)		Accessible	Height of table: <b>73 cm</b> Height beneath table: <b>70 cm</b> Width beneath table: <b>200 cm</b> Depth beneath table: <b>35 cm</b>



## ACCESSIBILITY – VISUALLY IMPAIRED

### Signs

Signs the same size: **yes**, average height of **90-180 cm** and a font size of **≥ 1.5 cm**

Lettering in a colour which contrasts with the background: **yes**; Text and symbols: **not in relief** and **not in Braille**

### Main stairs

Edge of stairs marked with a non-slip strip in a contrasting colour: **no**; Side protection skirting board of **≥ 12 cm** on both sides: **yes**

Steps have a riser: **yes**; All steps are the same height: **yes**  
Steps have nosing: **yes**

The space under the stairs is blocked off: **yes**; Handrail on either side: **yes**

Continuous handrails on half-landings: **yes**; Handrail extends at top and bottom of stairs: **no**

Strip of surface of a different texture and contrasting colour at the top and bottom of the stairs: **no**

### Lifts

Cab with audio signals: **no**; Control buttons in contrasting colour: **yes**

Keypad with numbers in relief: **yes**; Keypad with numbers in Braille: **yes**



## ★★★★ 4 STAR HOTELS



### HOLIDAY INN MADRID HOTEL

Plaza de Carlos Trías Beltrán, 4  
28020 Madrid

Telephone: 91 456 80 00  
Fax: 91 456 80 01

Web: [www.holiday-inn.es](http://www.holiday-inn.es)

Metro without lift: Santiago Bernabéu

Bus: 5, 43, 149, 126, 14, 147, 150, 27, 40 and N20

### ACCESS

- From the main entrance to the reception area there are **4** steps with an alternative ramp. The steps are identical, have risers and have tacto-visual aids at the edges. There is an automatic revolving door and **2** sets of manually operated swing doors which are both **80 cm** wide. They are marked with the logo of the hotel.
- The ramp is in **2** sections, both of which are **1.10 m** long and have a non-recommended incline of **30%**. There is no handrail. The ends of the ramp are not indicated by a distinctively textured and contrastingly coloured floor surface.



## ACCESSIBILITY – HEARING IMPAIRED

### Room

Internet connection: **yes**; TV which communicates with reception: **no**

TV with teletext decoder: **yes**; TV has alarm clock with visual alert: **yes**

Bedside plug socket: **no**; Entrance door with peephole: **yes**

Written information on available services: **yes**; Light signals to indicate a knock at the door: **no**

### Communal WCs

Door lock with visual aid to indicate either free or occupied: **no**; Cubicle doors with a gap underneath to see if there is someone inside: **no**

### Lifts

Visual signs indicating the floor and direction of movement, both inside and outside the cab: **yes**; Emergency button with a light to show that the emergency call has been received: **no**

### Emergency system

Emergency alarm systems with visual alerts: **no**


**ACCESSIBILITY - PHYSICALLY DISABLED**

<b>Adapted room (No. 131)</b>	No. of adapted rooms: <b>5</b>
On <b>1<sup>st</sup> floor</b> , accessible via lift	Width of door: <b>75 cm</b>
Clear turning circle inside (diameter): <b>Ø 130 cm</b>	Height of climate control: <b>143 cm</b>
Height of bed: <b>60 cm</b>	Space for access to the bed: right hand side <b>148 cm</b>
Wardrobe doors: <b>sliding</b>	Height of hanger rail: <b>120 cm</b>
Height of wardrobe shelves and drawers: <b>20-176 cm</b>	
<b>Bathroom in adapted room</b>	
Door: outward opening with a width of <b>80 cm</b>	Clear turning circle inside (diameter): <b>Ø 150 cm</b>
<b>Toilet:</b>	
Seat height: <b>41 cm</b>	Height of flush mechanism: <b>74 cm</b>
Approach area: left hand side <b>86.5 cm</b>	Folding grab bar on right hand side: <b>62-81 cm</b>
Folding grab bar on left hand side:	<b>62-81 cm</b>
<b>Basin:</b>	
Height and clearance beneath the basin: <b>77 cm and 65 cm</b>	Tap: <b>mixer tap</b>
Height of the lower edge of the mirror: <b>102 cm</b>	Height of bathroom fittings: <b>80-130 cm</b>
<b>Bath:</b>	
Height of bath: <b>48 cm</b>	Horizontal and grab bars: <b>65 cm</b>
Transfer platform: <b>no</b>	No vertical grab bar
Thermal tap at a height of <b>60 cm</b> on narrow wall	Adjustable shower-head height: <b>yes, 133 cm</b>
Shower curtain	
<b>Adapted bathroom in communal areas</b>	No. of adapted bathrooms: <b>3</b>
On floors <b>-1 and -2</b> , accessible	Door: width of <b>87 cm</b>
Clear turning circle inside (diameter):	<b>Ø 150 cm</b>
<b>Toilet:</b>	
Seat height: <b>42 cm</b>	Height of flush mechanism: <b>77 cm</b>
Approach area: right hand side <b>78 cm</b> , front <b>130 cm</b>	Folding grab bar on left hand side: <b>55-74 cm</b>
Grab bar on right hand side	
<b>Basin:</b>	
Height and clearance beneath the basin: <b>70 cm and 40 cm</b>	Tap: <b>mixer tap</b>
Height of the lower edge of the mirror: <b>72 cm</b>	Height of bathroom fittings: <b>70-100 cm</b>



<b>Lifts</b>	No. of lifts: <b>3</b>
<b>Accessible up to the door</b>	Height of call buttons: <b>95-120 cm</b>
Width of door: <b>90 cm</b>	Width and depth of cab: <b>135 and 120 cm</b>

Other amenities	Location	Access	Main characteristics
Reception	Ground floor	Accessible via ramp described above	Height of reception desk: <b>116 cm</b>
Restaurant 1	Ground floor and basement -2	Accessible	Height of table: <b>75 cm</b> Height beneath table: <b>73 cm</b> Width beneath table: <b>74 cm</b> Depth beneath table: <b>36 cm</b>
Restaurant 2	Basement -2	Accessible via lift or chairlift	Height of table: <b>75 cm</b> Height beneath table: <b>73 cm</b> Width beneath table: <b>74 cm</b> Depth beneath table: <b>36 cm</b>
Meeting rooms (6)	Basement -2	Accessible via lift	Height of table: <b>72 cm</b> Height beneath table: <b>70 cm</b> Width beneath table: <b>94 cm</b> Depth beneath table: <b>177 cm</b>
Pool / Sauna and Jacuzzi	Tenth floor	Not accessible, there are steps	No hoist for getting into the pool. No specially adapted changing rooms or toilets.


**ACCESSIBILITY – VISUALLY IMPAIRED**
**Signs**

Signs the same size: **yes**, average height of **145-175 cm** and a font size of **≥ 1.5 cm**

Lettering in a colour which contrasts with the background: **yes** Text and symbols: **not in relief and not in Braille**

**Main stairs**

Edge of stairs marked with a non-slip strip in a contrasting colour: **yes** Side protection skirting board of **≥ 12 cm** on both sides: **yes**

Steps have a riser: **yes** All steps are the same height: **yes**  
Steps have nosing: **no**

The space under the stairs is blocked off: **yes** Handrail on either side: **yes**


Continuous handrails on half-landings: **yes** Handrail extends at top and bottom of stairs: **no**


Strip of surface of a different texture and contrasting colour at the top and bottom of the stairs: **no**


**Lifts**

Cab with audio signals: **yes** Control buttons in contrasting colour: **yes**

Keypad with numbers in relief: **yes** Keypad with numbers in Braille: **yes**



**HOLIDAY INN MADRID CALLE ALCALÁ HOTEL**

 Calle de Alcalá, 476  
28027 Madrid

 Telephone: 91 375 68 00  
Fax: 91 375 68 05

 Web: [www.veladahoteles.com](http://www.veladahoteles.com)

 Metro without lift: Ciudad Lineal

 Bus: 77 and 104

**ACCESO**

- The entrance has a slight slope.
- There is an automatic sliding glass door, which is **1.70 m** wide. It is not marked with horizontal strips or a logo in a contrasting colour.


**ACCESSIBILITY – HEARING IMPAIRED**
**Room**

Internet connection: **yes** TV which communicates with reception: **yes**

TV with teletext decoder: **yes** TV has alarm clock with visual alert: **yes**

Bedside plug socket: **yes** Entrance door with peephole: **no**

Written information on available services: **yes** Light signals to indicate a knock at the door: **no**

**Communal WCs**

Door lock with visual aid to indicate either free or occupied: **no** Cubicle doors with a gap underneath to see if there is someone inside: **no**

**Lifts**

Visual signs indicating the floor and direction of movement, both inside and outside the cab: **yes** Emergency button with a light to show that the emergency call has been received: **no**

**Emergency system**

Emergency alarm systems with visual alerts: **no**



## ACCOMMODATION



### ACCESSIBILITY - PHYSICALLY DISABLED

<b>Adapted room</b>	No. of adapted rooms: <b>6</b>
Accessible via lift	Width of door: <b>78 cm</b>
Clear turning circle inside (diameter): <b>Ø 150 cm</b>	Height of climate control: <b>113 cm</b>
Height of bed: <b>55 cm</b>	Space for access to the bed: right hand side <b>192 cm</b> , left hand side <b>185 cm</b>
Wardrobe doors: <b>sliding</b>	Height of hanger rail: <b>200 cm</b>
Height of wardrobe shelves and drawers: <b>33-96 cm</b>	
<b>Bathroom in adapted room</b>	
Door: outward opening with width of <b>80 cm</b>	Clear turning circle inside (diameter): <b>Ø 150 cm</b>
<b>Toilet:</b>	
Seat height: <b>41 cm</b>	Height of flush mechanism: <b>110 cm</b>
Approach area: on one side <b>≥ 80 cm</b>	Folding grab bar on opposite side to approach
No grab bar on approach side	
<b>Basin:</b>	
Height and clearance beneath the basin: <b>67 and 35 cm</b>	Tap: <b>mixer tap</b>
Height of the lower edge of the mirror: <b>94 cm</b>	Height of bathroom fittings: <b>126 cm</b>
<b>Shower:</b>	
Tap: <b>mixer tap on accessible wall</b>	Shower base: <b>level with floor</b>
Shower floor: <b>non-slip</b>	Shower stool: <b>mobile</b>
<b>Lifts</b>	
<b>Accessible up to the door</b>	Height of call buttons: <b>116 cm</b>
Width of door: <b>82 cm</b>	Width and depth of cab: <b>109 and 138 cm</b>
Height of lift buttons: <b>110-120 cm</b>	Height of handrail: <b>90 cm</b>



## ☆☆☆☆ 4 STAR HOTELS

Holiday Inn Madrid  
Callé Alcalá

Other amenities	Location	Access	Main characteristics
Reception	Ground floor	Accessible	Height of reception desk: <b>116 cm</b>
Communal WCs	Ground floor	Accessible	None of them are adapted for wheelchair users
Cafeteria	Ground floor	Accessible from reception. From the outside via a ramp with an incline of <b>9%</b>	Height of table: <b>75 cm</b> Height beneath table: <b>72 cm</b> Width beneath table: <b>100 cm</b> Depth beneath table: <b>45 cm</b>
Restaurant	Ground floor	Accessible from reception. From the outside via a ramp with an incline of <b>9%</b>	Height of table: <b>76 cm</b> Height beneath table: <b>73 cm</b> Width beneath table: <b>60 cm</b> Depth beneath table: <b>60 cm</b>
Meeting rooms (17)	Floors -1 (2) Ground floor (3) First floor (12)	Accessible via lift	Height of table: <b>78 cm</b> Height beneath table: <b>74 cm</b> Width beneath table: <b>47 cm</b> Depth beneath table: <b>60 cm</b>
Exterior parking	Ground floor	Accessible via lift	There are <b>4</b> parking spaces for people with limited mobility ( <b>PRM</b> ), indicated by the disabled parking sign ( <b>ISA</b> )
Indoor parking	Basement -1	Accessible via lift	There are <b>8</b> parking spaces for people with limited mobility ( <b>PRM</b> ), indicated by the disabled parking sign ( <b>ISA</b> )






**ACCESSIBILITY – VISUALLY IMPAIRED**
**Signs**

Signs the same size: **yes**, average height of **150-162 cm** and a font size **5 cm**

Lettering in a colour which contrasts with the background: **no** : Text and symbols: **not in relief and not in Braille**

**Main stairs**

Edge of stairs marked with a non-slip strip in a contrasting colour: **no** : Side protection skirting board of **≥ 12 cm** on both sides: **no**

Steps have a riser: **yes** : All steps are the same height: **yes**  
Steps have nosing: **yes**

The space under the stairs is blocked off: **yes** : Continuous handrails on half-landings: **yes**

Strip of surface of a different texture and contrasting colour at the top and bottom of the stairs: **no**

**Lifts**

Cab with audio signals: **yes** : Control buttons in contrasting colour: **yes**

Keypad with numbers in relief: **yes** : Keypad with numbers in Braille: **yes**


**HUSA MONCLOA HOTEL**

Calle de Serrano Jover, 1  
28015 Madrid

**Telephone:** 91 542 45 82  
**Fax:** 91 542 71 69

**Web:** www.husamoncloa.com

**Metro with lift:** Argüelles

**Bus:** 1, 2, 21, 44 and 133

**ACCESS**

- The main entrance has **3** steps. There is an alternative entrance, with a ramp, which is opened using a videophone. The manually opened glass main door is **1.72 m** wide. The alternative door is **80 cm** wide. Neither door is marked with horizontal strips or a logo in a contrasting colour.
- The ramp is **91 cm** wide, **4.40 m** long and has a non-recommended incline of **8%**. There is a handrail on one side. The ends of the ramp are indicated by a distinctively textured and contrastingly coloured floor surface.


**ACCESSIBILITY – HEARING IMPAIRED**
**Room**

Internet connection: **yes** : TV which communicates with reception: **yes**

TV with teletext decoder: **yes** : TV has alarm clock with visual alert: **yes**

Bedside plug socket: **yes** : Entrance door with peephole: **yes**

Written information on available services: **yes** : Light signals to indicate a knock at the door: **no**

**Communal WCs**

Door lock with visual aid to indicate either free or occupied: **no** : Cubicle doors with a gap underneath to see if there is someone inside: **no**

**Lifts**

Visual signs indicating the floor and direction of movement, both inside and outside the cab: **yes** : Emergency button with a light to show that the emergency call has been received: **yes**

**Emergency system**

Emergency alarm systems with visual alerts: **no**


**ACCESSIBILITY – PHYSICALLY DISABLED**

<b>Adapted room (No. 201)</b>	No. of adapted rooms: <b>3</b>
On <b>2<sup>nd</sup> floor</b> , accessible	Width of door: <b>88 cm</b>
Clear turning circle inside (diameter): <b>Ø 150 cm</b>	Height of climate control: <b>146 cm</b>
Height of bed: <b>50 cm</b>	Space for access to the bed: right hand side <b>89 cm</b> , left hand side <b>154 cm</b>
Wardrobe doors: <b>sliding</b>	Height of hanger rail: <b>154 cm</b>
Height of wardrobe shelves and drawers: <b>80 cm</b>	
<b>Bathroom in adapted room</b>	
Door: swing door with a width of <b>77 cm</b>	Clear turning circle inside (diameter): <b>Ø 150 cm</b>
<b>Toilet:</b>	
Seat height: <b>42 cm</b>	Height of flush mechanism: <b>80 cm</b>
Approach area: <b>front</b>	Folding grab bar on right hand side: <b>60-76 cm</b>
Folding grab bar on left hand side: <b>60-76 cm</b>	Distance between bars: <b>63 cm</b>
<b>Basin:</b>	
Height and clearance beneath the basin: <b>77.5 cm and 22.5 cm</b>	Tap: <b>mixer tap</b>
Height of the lower edge of the mirror: <b>85 cm</b>	Height of bathroom fittings: <b>116 cm</b>
<b>Shower:</b>	
Width of approach to shower: <b>160 cm</b>	Shower base: <b>level with floor</b>
Shower floor: <b>non-slip</b>	Shower stool: <b>folding and fixed</b>
Height and location of horizontal grab bar: <b>114 cm</b> , same wall as tap	Height and location of vertical grab bar: <b>114-140 cm</b> , wall to side of tap
Tap: <b>mixer tap</b>	Height of tap: <b>75 cm</b> on accessible wall
Adjustable shower-head height: <b>yes</b>	Shower curtain
<b>Lifts</b>	
<b>Accessible up to the door</b>	Height of call buttons: <b>90 cm</b>
Width of door: <b>80 cm</b>	Width and depth of cab: <b>130 and 132 cm</b>
Height of lift buttons: <b>131-162 cm</b>	Height of handrail: <b>100 cm</b>

Other amenities	Location	Access	Main characteristics
Reception	Ground floor	Accessible via ramp	Height of reception desk: <b>105 cm</b>
Cafeteria	Second floor	Accessible via ramp	Height of bar: <b>112 cm</b> Height of table: <b>75.5 cm</b> Height beneath table: <b>73 cm</b> Width beneath table: <b>128 cm</b> Depth beneath table: <b>70 cm</b>
Restaurant / Breakfast Buffet	Second floor	Accessible via lift	Height of buffet bar: <b>87 cm</b> Height of table: <b>75.5 cm</b> Height beneath table: <b>73 cm</b> Width beneath table: <b>128 cm</b> Depth beneath table: <b>70 cm</b>


**ACCESSIBILITY – VISUALLY IMPAIRED**

<b>Signs</b>	
Signs the same size: <b>yes</b> , average height of <b>160-165 cm</b> and a font size of <b>≥ 1.5 cm</b>	
Lettering in a colour which contrasts with the background: <b>yes</b>	Text and symbols: <b>not in relief and not in Braille</b>
<b>Main stairs</b>	
Edge of stairs marked with a non-slip strip in a contrasting colour: <b>no</b>	Side protection skirting board of <b>≥ 12 cm</b> on both sides: <b>yes</b>
Steps have a riser: <b>yes</b>	All steps are the same height: <b>yes</b>
Steps have nosing: <b>no</b>	
The space under the stairs is blocked off: <b>there is none</b>	Handrail on either side: <b>no</b>
Continuous handrails on half-landings: <b>no</b>	Handrail extends at top and bottom of stairs: <b>no</b>
Strip of surface of a different texture and contrasting colour at the top and bottom of the stairs: <b>no</b>	
<b>Lifts</b>	
Cab with audio signals: <b>no</b>	Control buttons in contrasting colour: <b>yes</b>
Keypad with numbers in relief: <b>no</b>	Keypad with numbers in Braille: <b>no</b>



## ACCOMMODATION



### HUSA PASEO DEL ARTE HOTEL

-  Calle de Atocha, 123  
28012 Madrid
-  **Telephone:** 91 298 48 00  
**Fax:** 91 298 48 50
-  **Web:** www.paseodelartehusa.es
-  **Metro without lift:** Atocha
-  **Bus:** 6, 10, 14, 26, 27, 32, 34, 37 and 45

#### ACCESS

- The main entrance of the hotel and has a level surface.
- It has an automatic revolving door. There are **2** alternative swing doors, one of which is on each side of the revolving door, and which both measure **70 cm** wide.
- After the main door, there is a down-sloping ramp.
- The ramp is **2.30 m** wide, **2 m** long, and has a non-recommended incline of **6,9%**. There is no handrail. The ends of the ramp are indicated by a distinctively textured and contrastingly coloured floor surface.



#### ACCESSIBILITY - HEARING IMPAIRED

<b>Room</b>	
Internet connection: <b>yes</b>	TV which communicates with reception: <b>no</b>
TV with teletext decoder: <b>yes</b>	TV has alarm clock with visual alert: <b>no</b>
Bedside plug socket: <b>yes</b>	Entrance door with peephole: <b>no</b>
Written information on available services: <b>yes</b>	Light signals to indicate a knock at the door: <b>yes</b>
<b>Communal WCs</b>	
Door lock with visual aid to indicate either free or occupied: <b>no</b>	Cubicle doors with a gap underneath to see if there is someone inside: <b>no</b>
<b>Lifts</b>	
Visual signs indicating the floor and direction of movement, both inside and outside the cab: <b>yes</b>	Emergency button with a light to show that the emergency call has been received: <b>yes</b>
<b>Emergency system</b>	
Emergency alarm systems with visual alerts: <b>yes</b>	



## ★★★★ 4 STAR HOTELS Husa Paseo del Arte



#### ACCESSIBILITY - PHYSICALLY DISABLED

<b>Adapted room (No. 113)</b>	No. of adapted rooms: <b>6</b>
On <b>1<sup>st</sup> floor</b> , accessible via lift	Width of door: <b>78 cm</b>
Clear turning circle inside (diameter): <b>Ø 150 cm</b>	Height of climate control: <b>150 cm</b>
Height of bed: <b>55 cm</b>	Space for access to the bed: right hand side <b>60 cm</b> , left hand side <b>180 cm</b>
Wardrobe doors: handles, difficult to open	Height of hanger rail: <b>145 cm</b>
Height of wardrobe shelves and drawers: <b>42 cm</b>	
<b>Bathroom in adapted room</b>	
Door: swing door with a width of <b>80 cm</b>	Clear turning circle inside (diameter): <b>Ø 150 cm</b>
<b>Toilet:</b>	
Seat height: <b>45 cm</b>	Height of flush mechanism: <b>90 cm</b>
Approach area: right hand side <b>70 cm</b> , front <b>105 cm</b>	Folding grab bar on right hand side: <b>72-90 cm</b>
No grab bar on left hand side	
<b>Basin:</b>	
Height and clearance beneath the basin: <b>77 cm and 50 cm</b>	Tap: <b>mixer tap</b>
Height of the lower edge of the mirror: <b>100 cm</b>	Height of bathroom fittings: <b>83 cm</b>
<b>Shower:</b>	
Width of approach to shower: <b>235 cm</b>	Shower base: <b>level with floor</b>
Shower floor: <b>non-slip</b>	Shower chair: <b>yes</b>
Height and location of horizontal grab bar: <b>82 cm</b> , wall to side of tap	Height and location of vertical grab bar: <b>80-125 cm</b> , wall to side of tap
Tap: <b>mixer tap</b>	Height of tap: <b>120-140 cm on accessible wall</b>
Adjustable shower-head height: <b>yes</b>	
<b>Adapted bathroom in communal areas</b>	No. of adapted bathrooms: <b>1</b>
On <b>semibasement floor</b> , accessible via lift	Door: inward opening, width of <b>80 cm</b>
Clear turning circle inside (diameter): <b>Ø 150 cm</b>	
<b>Toilet:</b>	
Seat height: <b>45 cm</b>	Height of flush mechanism: <b>90 cm</b>
Approach area: only front approach, <b>110 cm</b>	Folding grab bar on right hand side: <b>68-78 cm</b>
Fixed grab bar on left hand side: <b>60 cm</b>	Distance between bars: <b>69 cm</b>
<b>Basin:</b>	
Height and clearance beneath the basin: <b>83 cm and 55 cm</b>	Tap: <b>mixer tap</b>

## ACCOMMODATION



Height of the lower edge of the mirror: <b>100 cm</b>	Height of bathroom fittings: <b>100 cm</b>
<b>Lifts</b>	No. of lifts: <b>3</b>
<b>Accessible up to the door</b>	Height of call buttons: <b>110-117 cm</b>
Width of door: <b>90 cm</b>	Width and depth of cab: <b>115 and 120 cm</b>
Height of lift buttons: <b>87-116 cm</b>	Height of handrail: <b>90 cm</b>

Other amenities	Location	Access	Main characteristics
Reception	Ground floor	Accessible	Height of reception desk: <b>110 cm</b>
Cafeteria	Ground floor	Accessible	Height of bar: <b>115 cm</b> Height of table: <b>75 cm</b>
Restaurant / Breakfast Buffet	Ground floor	Accessible	Height of buffet bar: <b>90 cm</b> Height of table: <b>75 cm</b> Height beneath table: <b>69 cm</b> Width beneath table: <b>70 cm</b> Depth beneath table: <b>70 cm</b>
Meeting rooms (1)	Ground floor	Accessible	Height of table: <b>71 cm</b> Height beneath table: <b>69 cm</b> Width beneath table: <b>240 cm</b> Depth beneath table: <b>50 cm</b>
Gym	8 <sup>th</sup> floor	Accessible via lift	No specially adapted toilets
Parking	Basement -1 and -2	Accessible via lift	There are <b>2</b> parking space for people with limited mobility ( <b>PRM</b> ), indicated by the disabled parking sign ( <b>ISA</b> )

## ☆☆☆☆ 4 STAR HOTELS Husa Paseo del Arte



### ACCESSIBILITY - VISUALLY IMPAIRED

#### Signs

Signs the same size: **yes**, average height of **145-175 cm** and a font size of **≥ 1.5 cm**

Lettering in a colour which contrasts with the background: **yes**; Text and symbols: **not in relief and not in Braille**

#### Main stairs

Edge of stairs marked with a non-slip strip in a contrasting colour: **yes**; Side protection skirting board of **≥ 12 cm** on both sides: **yes**

Steps have a riser: **yes**; All steps are the same height: **yes**  
Steps have nosing: **no**

The space under the stairs is blocked off: **no**; Handrail on either side: **yes**

Continuous handrails on half-landings: **no**; Handrail extends at top and bottom of stairs: **no**

Strip of surface of a different texture and contrasting colour at the top and bottom of the stairs: **yes**

#### Lifts

Cab with audio signals: **yes**; Control buttons in contrasting colour: **yes**

Keypad with numbers in relief: **yes**; Keypad with numbers in Braille: **no**



## ACCOMMODATION



### INTUR PALACIO SAN MARTÍN HOTEL

- Plaza de San Martín, 5  
28013 Madrid
- Telephone:** 91 701 50 00  
**Fax:** 91 701 50 10
- Web:** www.intur.com
- Metro with lift:** Sol and Callao  
**Metro without lift:** Ópera
- Bus:** 3, 25, 39, 44, 75, 133, 146, 147 and 148

#### ACCESS

- The main entrance and has a level surface.
- There are **2** sets of doors. The first is a double swing door, and the second is an automatic, sliding double door. Both doors are **1.93 m** wide.
- They are made of glass and are not marked with strips or a logo in a contrasting colour.



#### ACCESSIBILITY – HEARING IMPAIRED

<b>Room</b>	
Internet connection: <b>yes</b>	TV which communicates with reception: <b>no</b>
TV with teletext decoder: <b>yes</b>	TV has alarm clock with visual alert: <b>no</b>
Bedside plug socket: <b>yes</b>	Entrance door with peephole: <b>no</b>
Written information on available services: <b>yes</b>	Light signals to indicate a knock at the door: <b>no</b>
<b>Communal WCs</b>	
Door lock with visual aid to indicate either free or occupied: <b>no</b>	Cubicle doors with a gap underneath to see if there is someone inside: <b>no</b>
<b>Lifts</b>	
Visual signs indicating the floor and direction of movement, both inside and outside the cab: <b>yes</b>	Emergency button with a light to show that the emergency call has been received: <b>no</b>
<b>Emergency system</b>	
Emergency alarm systems with visual alerts: <b>yes</b>	



## ★★★★ 4 STAR HOTELS

Intur Palacio  
San Martín



#### ACCESSIBILITY – PHYSICALLY DISABLED

<b>Adapted room (No. 03)</b>	No. of adapted rooms: <b>1</b>
On ground floor, accessible via ramp with a width of <b>91 cm</b> and a length of <b>&lt; 300 cm</b> and an adequate incline of <b>10%</b> .	Width of door: <b>78 cm</b>
Clear turning circle inside (diameter): <b>Ø 150 cm</b>	Height of climate control: <b>154 cm</b>
Height of bed: <b>52 cm</b>	Space for access to the bed: <b>116 cm</b>
Wardrobe doors: <b>sliding, easy to open</b>	Height of hanger rail: <b>extendible with vertical pull bar</b>
Height of wardrobe shelves and drawers: <b>169 cm</b>	
<b>Bathroom in adapted room</b>	
Door: swing door with a width of <b>80 cm</b>	Clear turning circle inside (diameter): <b>Ø 150 cm</b>
<b>Toilet:</b>	
Seat height: <b>42 cm</b>	Height of flush mechanism: <b>90 cm</b>
Approach area: right hand side <b>100 cm</b> , front <b>90 cm</b>	Folding grab bar on left hand side: <b>77 cm</b>
Fixed grab bar on right hand side: <b>77 cm</b>	Distance between bars: <b>67 cm</b>
<b>Basin:</b>	
Height and clearance beneath the basin: <b>71 cm and 30 cm</b>	Tap: <b>mixer tap</b>
Height of the lower edge of the mirror: <b>125 cm</b>	Height of bathroom fittings: <b>120 cm</b>
<b>Shower:</b>	
Width of approach to shower: <b>115 cm</b>	Shower base: <b>level with floor</b>
Shower floor: <b>non-slip</b>	Shower chair: <b>fixed</b>
Height of horizontal grab bar: <b>100 cm</b>	Height of vertical grab bar: <b>75 cm</b>
Tap: mixer tap at a height of <b>60 cm</b>	
<b>Adapted bathroom in communal areas</b>	No. of adapted bathrooms: <b>1</b>
On ground floor, accessible via ramp with a length of <b>520 cm</b> , and an incline of <b>6%</b>	Door: inward opening, width of <b>80 cm</b>
Clear turning circle inside (diameter): <b>Ø 150 cm</b>	
<b>Toilet:</b>	
Seat height: <b>45 cm</b>	Height of flush mechanism: <b>93 cm</b>
Approach area: left hand side and front <b>110 cm</b>	Folding grab bar on right hand side: <b>78 cm</b>
Fixed grab bar on left hand side: <b>78 cm</b>	Distance between bars: <b>67 cm</b>

## ACCOMMODATION



<b>Basin:</b>	
Height and clearance beneath the basin: <b>80 cm and 60 cm</b>	Tap: <b>mixer tap</b>
Height of the lower edge of the mirror: <b>124 cm, angled</b>	Height of bathroom fittings: <b>98-128 cm</b>
<b>Lifts</b>	No. of lifts: <b>3</b>
<b>Lift 1</b>	<b>No. of lifts: 1, connects all floors</b>
<b>Accessible up to the door</b>	Height of call buttons: <b>110 cm</b>
Width of door: <b>80 cm</b>	Width and depth of cab: <b>97 and 118 cm</b>
<b>Lift 2</b>	<b>No. of lifts: 1, connects all floors</b>
<b>Accessible up to the door</b>	Height of call buttons: <b>112 cm</b>
Width of door: <b>60 cm</b>	Width and depth of cab: <b>128 and 120 cm</b>
Height of lift buttons: <b>123-146 cm</b>	

Other amenities	Location	Access	Main characteristics
Reception	Ground floor	Accessible	Height of reception desk: <b>105 cm</b>
Cafeteria	Ground floor	Accessible	Height of bar: <b>110 cm</b> Height of table: <b>70 cm</b> Height beneath table: <b>64 cm</b> Width beneath table: <b>53 cm</b> Depth beneath table: <b>20 cm</b> Tables with central leg
Restaurant	Sixth floor	Accessible via lift	Height of table: <b>75 cm</b> Height beneath table: <b>72 cm</b> Width beneath table: <b>130 cm</b> Depth beneath table: <b>73 cm</b>
Meeting rooms (1)	Ground floor	Accessible via ramp described above in WC section	Height of table: <b>74 cm</b> Height beneath table: <b>68.5 cm</b> Width beneath table: <b>80 cm</b> Depth beneath table: <b>200 cm</b>
Gym	5 <sup>th</sup> floor	Accessible via lift	There are steps and no alternative ramp. No specially adapted changing rooms and toilets.

## ★★★★ 4 STAR HOTELS

Intur Palacio  
San Martín



## ACCESSIBILITY - VISUALLY IMPAIRED

<b>Signs</b>	Signs the same size: <b>yes</b> , average height of <b>166-173 cm</b> and a font size of <b>≥ 1.5 cm</b>
Lettering in a colour which contrasts with the background: <b>yes</b>	Text and symbols: <b>not in relief and not in Braille</b>
<b>Main stairs</b>	
Edge of stairs marked with a non-slip strip in a contrasting colour: <b>no</b>	Side protection skirting board of <b>≥ 12 cm</b> on both sides: <b>yes</b>
Steps have a riser: <b>yes</b>	All steps are the same height: <b>yes</b>
Steps have nosing: <b>yes</b>	
The space under the stairs is blocked off: <b>yes</b>	Handrail on either side: <b>yes</b>
Continuous handrails on half-landings: <b>no</b>	Handrail extends at top and bottom of stairs: <b>no</b>
<b>Lifts</b>	
<b>Lift 1</b>	
Cab with audio signals: <b>no</b>	Control buttons in contrasting colour: <b>yes</b>
Keypad with numbers in relief: <b>yes</b>	Keypad with numbers in Braille: <b>yes</b>
<b>Lift 2</b>	
Cab with audio signals: <b>no</b>	Control buttons in contrasting colour: <b>yes</b>
Keypad with numbers in relief: <b>no</b>	Keypad with numbers in Braille: <b>no</b>


**LIABENY HOTEL**

Calle de la Salud, 3  
28013 Madrid

**Telephone:** 91 531 90 00  
**Fax:** 91 532 74 21

**Web:** www.hotelliabenyMadrid.es

**Metro with lift:** Sol

**Bus:** 2, 46, 74, 146 and 202

**ACCESS**

- The entrance has one section without ramps and another with 2 steps of differing height as the hotel is on a sloping street.
- The hotel has a double set of entrance doors. The first is a manually operated, double swing glass door, which is 1.80 m wide and is not marked with horizontal strips or a logo in a contrasting colour.
- The second is an automatic sliding glass door and measures 1.40 m wide. It is marked with the hotel's logo, but not in a contrasting colour.


**ACCESSIBILITY - HEARING IMPAIRED**

<b>Room</b>	
Internet connection: <b>yes</b>	TV which communicates with reception: <b>no</b>
TV with teletext decoder: <b>yes</b>	TV has alarm clock with visual alert: <b>yes</b>
Bedside plug socket: <b>yes</b>	Entrance door with peephole: <b>no</b>
Written information on available services: <b>yes</b>	Light signals to indicate a knock at the door: <b>no</b>
<b>Communal WCs</b>	
Door lock with visual aid to indicate either free or occupied: <b>no</b>	Cubicle doors with a gap underneath to see if there is someone inside: <b>no</b>
<b>Lifts</b>	
Visual signs indicating the floor and direction of movement, both inside and outside the cab: <b>yes</b>	Emergency button with a light to show that the emergency call has been received: <b>yes</b>
<b>Emergency system</b>	
Emergency alarm systems with visual alerts: <b>no</b>	

**★★★★ 4 STAR HOTELS**

**ACCESSIBILITY - PHYSICALLY DISABLED**

<b>Adapted room (No. 625)</b>	No. of adapted rooms: <b>5</b>
On 5 <sup>th</sup> floor, accessible via lift	Width of door: <b>79 cm</b>
Clear turning circle inside (diameter): <b>Ø 150 cm</b>	Height of climate control: <b>165 and 168 cm</b>
Height of bed: <b>55 cm</b>	Space for access to the bed: <b>≥ 90 cm</b>
Wardrobe doors: sliding, easy to open	Height of hanger rail: <b>166 cm</b>
<b>Bathroom in adapted room</b>	
Door: sliding with a width of <b>77 cm</b>	Clear turning circle inside (diameter): <b>Ø 150 cm</b>
<b>Toilet:</b>	
Seat height: <b>42 cm</b>	Height of flush mechanism: <b>106 cm</b>
Approach area: on one side <b>≥ 80 cm</b>	No grab bars
<b>Basin:</b>	
Height and clearance beneath the basin: <b>73 cm and 32 cm</b>	Tap: <b>mixer tap</b>
Height of the lower edge of the mirror: <b>91 cm</b>	Height of bathroom fittings: <b>120 cm</b>
<b>Shower:</b>	
Shower floor: <b>non-slip</b>	Shower base: <b>level with floor</b>
Tap: <b>mixer tap</b>	Shower chair: <b>fixed</b>
No horizontal grab bar	Height and location of vertical grab bar: <b>100 and 140 cm</b> , on wall to side of tap
Adjustable shower-head height: <b>yes</b>	
<b>Lifts</b>	
<b>Lift 1</b>	<b>No. of lifts: 1, connects ground floor with parking area</b>
<b>Accessible up to the door</b>	Height of call buttons: <b>110 cm</b>
Width of door: <b>61 cm</b>	Width and depth of cab: <b>107 and 128 cm</b>
<b>Lift 2</b>	<b>No. of lifts: 1</b>
<b>Accessible up to the door</b>	Height of call buttons: <b>110 and 115 cm</b>
Width of door: <b>80 cm</b>	Width and depth of cab: <b>127 and 129 cm</b>
Height of lift buttons: <b>117-140 cm</b>	



## ACCOMMODATION



Other amenities	Location	Access	Main characteristics
Reception	Ground floor	Accessible	Height of reception desk: <b>107 cm</b>
Communal WCs	Ground floor	Not accessible, with stairs	None of them are adapted for wheelchair users
Cafeteria / Bar	Ground floor	Not accessible, with stairs	Height of table: <b>68 cm</b> Width beneath table: <b>75 cm</b> Depth beneath table: <b>26 cm</b>
Restaurant	Ground floor	Not accessible, with stairs	Height of table: <b>68 cm</b> Width beneath table: <b>72 cm</b> Depth beneath table: <b>90 cm</b>
Meeting rooms (5)	Ground floor	Accessible	
Parking	Basement -1	Accessible via lift	There are no parking spaces for people with limited mobility ( <b>PRM</b> ), indicated by the disabled parking sign ( <b>ISA</b> ). Valet parking



## ACCESSIBILITY - VISUALLY IMPAIRED

### Signs

Signs the same size: **yes**, average height of **163-200 cm** and a font size of **≥ 1.5 cm**

Lettering in a colour which contrasts with the background: **no**  
Text and symbols: **not in relief and not in Braille**

### Main stairs

Edge of stairs marked with a non-slip strip in a contrasting colour: **yes**  
Side protection skirting board of **≥ 12 cm** on both sides: **no**

Steps have a riser: **yes**  
Steps have nosing: **yes**  
All steps are the same height: **yes**

The space under the stairs is blocked off: **yes**  
Handrail on either side: **no**

Continuous handrails on half-landings: **yes**  
Handrail extends at top and bottom of stairs: **no**

Strip of surface of a different texture and contrasting colour at the top and bottom of the stairs: **no**


### Lifts

Cab with audio signals: **no**  
Control buttons in contrasting colour: **yes**

Keypad with numbers in relief: **yes**  
Keypad with numbers in Braille: **no**



## 4 STAR HOTELS



### LOPE DE VEGA HOTEL

Calle de Lope de Vega, 49  
28014 Madrid

Telephone: 91 360 00 11  
Fax: 91 429 23 91

Web: [www.hotellopevega.com](http://www.hotellopevega.com)

Metro without lift: Antón Martín

Bus: 9, 10, 14, 27, 34, 37 and 45

### ACCESS

- The entrance has a single step. Due to the hotel being situated on a sloping street, the height of the step varies.
- There are **2** sets of entrance doors to the hotel. The first opens manually, is **81 cm** wide and is marked with white horizontal strips on its lower part. The second opens automatically, is **1.33 m** wide and is marked with the hotel's logo.
- The reception is accessed via 3 steps or an alternative ramp. The ramp is **91 cm** wide, **3.6 m** long and has an incline of **9%**. There is no handrail.



## ACCESSIBILITY - HEARING IMPAIRED

### Room

Internet connection: **yes**  
TV which communicates with reception: **yes**

TV with teletext decoder: **yes**  
TV has alarm clock with visual alert: **yes**

Bedside plug socket: **yes**  
Entrance door with peephole: **no**  
Written information on available services: **yes**  
Light signals to indicate a knock at the door: **no**

### Communal WCs

Door lock with visual aid to indicate either free or occupied: **no**  
Cubicle doors with a gap underneath to see if there is someone inside: **no**

### Lifts

Visual signs indicating the floor and direction of movement, both inside and outside the cab: **yes**  
Emergency button with a light to show that the emergency call has been received: **no**

### Emergency system

Emergency alarm systems with visual alerts: **no**





**ACCESSIBILITY – PHYSICALLY DISABLED**

<b>Adapted room (No. 105)</b> On <b>first floor</b> , accessible via lift	No. of adapted rooms: <b>2</b> Width of door: <b>83 cm</b>
Clear turning circle inside (diameter): <b>Ø 150 cm</b>	Height of climate control: <b>142 cm</b>
Height of bed: <b>54 cm</b>	Space for access to the bed: right hand side <b>80 cm</b> , left hand side <b>100 cm</b>
Wardrobe doors: <b>sliding, easy to open</b>	Height of hanger rail: <b>155 cm</b>
<b>Bathroom in adapted room</b>	
Door: sliding with a width of <b>77 cm</b>	Clear turning circle inside (diameter): <b>Ø 150 cm</b>
<b>Toilet:</b>	
Seat height: <b>47 cm</b>	Height of flush mechanism: <b>95 cm</b>
Approach area: <b>66 cm</b>	Folding grab bar on approach side
Fixed grab bar on opposite side	
<b>Basin:</b>	
Height of the lower edge of the mirror: <b>92 cm</b>	Height of bathroom fittings: <b>85-145 cm</b>
<b>Shower:</b>	
Shower floor: <b>non-slip</b>	Shower base: <b>level with floor</b>
Mixer tap	Shower chair or stool: <b>no</b>
Height and location of horizontal grab bar: <b>88 and 130 cm</b> , on wall to side of tap	Adjustable shower-head height: <b>yes</b>
<b>Lifts</b>	
<b>Accessible up to the door</b>	Width and depth of cab: <b>95 and 147 cm</b>
Width of door: <b>78 cm</b>	

Other amenities	Location	Access	Main characteristics
Reception	Ground floor	Accessible via ramp described above	Height of reception desk: <b>115 cm</b>
Communal WCs	Ground floor	Not accessible, with stairs	None of them are adapted for wheelchair users
Cafeteria	Second floor	Accessible via lift	Height of bar: <b>110.5 cm</b> Height of table: <b>75 cm</b> Height beneath table: <b>74 cm</b> Width beneath table: <b>70 cm</b> Depth beneath table: <b>10 cm</b>
Breakfast buffet	Ground floor	Accessible via ramp	Height of buffet bar: <b>95 cm</b> Height of table: <b>76.5 cm</b> Height beneath table: <b>73 cm</b> Width beneath table: <b>120 cm</b> Depth beneath table: <b>10 cm</b>
Meeting rooms (1)	Ground floor	Accessible	Height of table: <b>72.5 cm</b> Height beneath table: <b>65.5 cm</b>
Parking	Basement -1	Accessible via lift	There are no parking spaces for people with limited mobility ( <b>PRM</b> ), indicated by the disabled parking sign ( <b>ISA</b> )


**ACCESSIBILITY – VISUALLY IMPAIRED**

<b>Signs</b>	
Signs the same size: <b>yes</b> , average height of <b>160-165 cm</b> and a font size of <b>≥ 1.5 cm</b>	
Lettering in a colour which contrasts with the background: <b>yes</b>	Text and symbols: <b>not in relief and not in Braille</b>
<b>Main stairs</b>	
Edge of stairs marked with a non-slip strip in a contrasting colour: <b>no</b>	Side protection skirting board of <b>≥ 12 cm</b> on both sides: <b>yes</b>
Steps have a riser: <b>yes</b>	All steps are the same height: <b>yes</b>
Steps have nosing: <b>no</b>	
The space under the stairs is blocked off: <b>there is none</b>	Handrail on either side: <b>no</b>
Continuous handrails on half-landings: <b>no</b>	Handrail extends at top and bottom of stairs: <b>no</b>
Strip of surface of a different texture and contrasting colour at the top and bottom of the stairs: <b>no</b>	
<b>Lifts</b>	
Cab with audio signals: <b>no</b>	Control buttons in contrasting colour: <b>yes</b>
Keypad with numbers in relief: <b>no</b>	Keypad with numbers in Braille: <b>no</b>


**LUSSO INFANTAS HOTEL**

- Calle de las Infantas, 29  
28004 Madrid
- Telephone:** 91 521 28 28  
**Fax:** 91 521 66 88
- Web:** www.hotelinfantas.com
- Metro without lift:** Banco de España and Chueca
- Bus:** 1, 2, 5, 9, 14, 15, 20, 27, 37, 45, 46, 51, 52, 53, 74, 146, 150 and 202

**ACCESS**

- The main entrance is accessible and has a level surface.
- The automatic sliding glass door is **1.47 m** wide. It is marked with horizontal strips and a logo in a contrasting colour.
- To reach the reception area from the entrance, **3** steps must be negotiated. There is an alternative ramp in **2** sections with a landing between them. The ramp is **1.22 m** wide, **3.82 m** long and has an incline of **10.5%**. There are **2** handrails; one at a height of **65 cm**, the other at **90 cm**. The ends of the ramp are not indicated by a distinctively textured and contrastingly coloured floor surface.


**ACCESSIBILITY - HEARING IMPAIRED**

<b>Room</b>	
Internet connection: <b>yes</b>	TV which communicates with reception: <b>no</b>
TV with teletext decoder: <b>yes</b>	TV has alarm clock with visual alert: <b>yes</b>
Bedside plug socket: <b>yes</b>	Entrance door with peephole: <b>no</b>
Written information on available services: <b>yes</b>	Light signals to indicate a knock at the door: <b>no</b>
<b>Communal WCs</b>	
Door lock with visual aid to indicate either free or occupied: <b>no</b>	Cubicle doors with a gap underneath to see if there is someone inside: <b>no</b>
<b>Lifts</b>	
Visual signs indicating the floor and direction of movement, both inside and outside the cab: <b>yes</b>	Emergency button with a light to show that the emergency call has been received: <b>no</b>
<b>Emergency system</b>	
Emergency alarm systems with visual alerts: <b>no</b>	


**ACCESSIBILITY - PHYSICALLY DISABLED**

<b>Adapted room (No. 104)</b>	
On <b>first floor</b> , accessible via lift	No. of adapted rooms: <b>1</b>
Clear turning circle inside (diameter): <b>Ø 150 cm</b>	Width of door: <b>90 cm</b>
Height of bed: <b>53 cm</b>	Height of climate control: <b>150 cm</b>
Wardrobe doors: <b>handles, easy to open</b>	Space for access to the bed: right hand side <b>90 cm</b> , left hand side <b>120 cm</b>
Height of wardrobe shelves and drawers: <b>80 cm</b>	Height of hanger rail: <b>190 cm</b>
<b>Bathroom in adapted room</b>	
Door: swing door with a width of <b>85 cm</b>	Clear turning circle inside (diameter): <b>Ø 150 cm</b>
<b>Toilet:</b>	
Seat height: <b>45 cm</b>	Height of flush mechanism: <b>82 cm</b>
Approach area: side <b>45 cm</b> , front <b>127 cm</b>	Folding grab bar on right hand side: <b>66 cm</b>
Folding grab bar on left hand side: <b>66 cm</b>	Distance between bars: <b>60 cm</b>
<b>Basin:</b>	
Height and clearance beneath the basin: <b>85 cm and 87 cm</b>	Tap: <b>mixer tap</b>
Height of the lower edge of the mirror: <b>96 cm</b>	Height of bathroom fittings: <b>87 cm</b>
<b>Shower:</b>	
Width of approach to shower: <b>500 cm</b>	Shower base: <b>level with floor</b>
Shower floor: <b>non-slip chair</b>	Shower chair: <b>fixed and mobile</b>
Tap: mixer tap at a height of <b>104-125 cm on accessible wall</b>	Adjustable shower-head height: <b>yes</b>
Sliding shower screen	
<b>Adapted bathroom in communal areas</b>	
On <b>ground floor</b> , accessible	Door: inward opening, width of <b>90 cm</b>
Clear turning circle inside (diameter): <b>Ø 150 cm</b>	
<b>Toilet:</b>	
Seat height: <b>46 cm</b>	Height of flush mechanism: <b>83 cm</b>
Approach area: left hand side <b>110 cm</b> and front <b>210 cm</b>	Folding grab bar on right hand side: <b>63 cm</b>
Folding grab bar on left hand side: <b>63 cm</b>	Distance between bars: <b>64 cm</b>
<b>Basin:</b>	
Height and clearance beneath the basin: <b>83 cm and 58 cm</b>	Tap: <b>mixer tap</b>

## ACCOMMODATION



Height of the lower edge of the mirror: <b>90 cm</b>	Height of bathroom fittings: <b>90 cm</b>
<b>Lifts</b>	No. of lifts: <b>2</b>
<b>Accessible up to the door</b>	Height of call buttons: <b>103 cm</b>
Width of door: <b>90 cm</b>	Width and depth of cab: <b>90 and 137 cm</b>
Height of lift buttons: <b>105-123 cm</b>	Height of handrail: <b>90 cm</b>

Other amenities	Location	Access	Main characteristics
Reception	Ground floor	Accessible via ramp described above	Height of reception desk: <b>113 cm</b>
Cafeteria	Ground floor	Accessible	Height of bar: <b>110 cm</b> Height of table: <b>75 cm</b> Height beneath table: <b>72 cm</b> Width beneath table: <b>58 cm</b> Depth beneath table: <b>40 cm</b>
Restaurant / Breakfast buffet	Ground floor	Accessible	To access the bar, you must climb three steps and there is no alternative ramp. Height of table: <b>75 cm</b> Height beneath table: <b>72 cm</b> Width beneath table: <b>130 cm</b> Depth beneath table: <b>73 cm</b>

## ☆☆☆☆ 4 STAR HOTELS

Lusso Infantas



## ACCESSIBILITY - VISUALLY IMPAIRED

### Signs

Signs the same size: **yes**, average height of **145-175 cm** and a font size of **≥ 1.5 cm**

Lettering in a colour which contrasts with the background: **yes**; Text and symbols: **not in relief and not in Braille**

### Main stairs

Edge of stairs marked with a non-slip strip in a contrasting colour: **no**; Side protection skirting board of **≥ 12 cm** on both sides: **no**

Steps have a riser: **yes**; All steps are the same height: **yes**

Steps have nosing: **no**

The space under the stairs is blocked off: **no**; Handrail on either side: **no**

Continuous handrails on half-landings: **yes**; Handrail extends at top and bottom of stairs: **no**

Strip of surface of a different texture and contrasting colour at the top and bottom of the stairs: **no**

### Lifts

Cab with audio signals: **no**; Control buttons in contrasting colour: **yes**

Keypad with numbers in relief: **yes**; Keypad with numbers in Braille: **yes**



### MARÍA ELENA PALACE HOTEL

- Calle de la Aduana, 19  
28013 Madrid
- Telephone:** 91 360 49 30  
**Fax:** 91 360 47 89
- Web:** www.chh.es
- Metro with lift:** Sol
- Bus:** 1, 2, 5, 15, 20, 40, 46, 52, 53, 74, 146, 149, 150 and 202

#### ACCESS

- The entrance has a step of **4 cm** and no alternative way down.
- The automatic sliding glass door is **1.20 m** wide. It is marked with horizontal strips and a logo in a contrasting colour.
- A ramp leads from the entrance to the reception area. It is **2.4 m** wide, **5 m** long and has a non-recommended incline of **6,9%**. There is no handrail. The ends of the ramp are not indicated by a distinctively textured and contrastingly coloured floor surface.



#### ACCESSIBILITY - HEARING IMPAIRED

<b>Room</b>	
Internet connection: <b>yes</b>	TV which communicates with reception: <b>no</b>
TV with teletext decoder: <b>yes</b>	TV has alarm clock with visual alert: <b>no</b>
Bedside plug socket: <b>yes</b>	Entrance door with peephole: <b>no</b>
Written information on available services: <b>no</b>	Light signals to indicate a knock at the door: <b>no</b>
<b>Communal WCs</b>	
Door lock with visual aid to indicate either free or occupied: <b>yes</b>	Cubicle doors with a gap underneath to see if there is someone inside: <b>no</b>
<b>Lifts</b>	
Visual signs indicating the floor and direction of movement, both inside and outside the cab: <b>yes</b>	Emergency button with a light to show that the emergency call has been received: <b>no</b>
<b>Emergency system</b>	
Emergency alarm systems with visual alerts: <b>no</b>	



#### ACCESSIBILITY - PHYSICALLY DISABLED

<b>Adapted room (No. 102)</b>	No. of adapted rooms: <b>2</b>
On <b>first floor</b> , accessible via lift	Width of door: <b>90 cm</b>
Clear turning circle inside (diameter): <b>Ø 150 cm</b>	Height of climate control: <b>150 cm</b>
Height of bed: <b>53 cm</b>	Space for access to the bed: right hand side <b>78 cm</b> , left hand side <b>80 cm</b>
Wardrobe doors: <b>handles, easy to open</b>	Height of hanger rail: <b>190 cm</b>
Height of wardrobe shelves and drawers: <b>68 cm</b>	
<b>Bathroom in adapted room</b>	
Door: inward opening with a width of <b>85 cm</b>	Clear turning circle inside (diameter): <b>Ø 150 cm</b>
<b>Toilet:</b>	
Seat height: <b>40 cm</b>	Height of flush mechanism: <b>75 cm</b>
Approach area: left hand side <b>70 cm</b>	No grab bar on right hand side
Folding grab bar on left hand side: <b>58-78 cm</b>	
<b>Basin: no space beneath sink to facilitate approaching from the front</b>	
Height and clearance beneath the basin: <b>76 cm and 0 cm</b>	Tap: <b>mixer tap</b>
Height of the lower edge of the mirror: <b>85 cm</b>	Height of bathroom fittings: <b>76 cm</b>
<b>Shower:</b>	
Width of approach to shower: <b>190 cm</b>	Shower base: <b>with two steps of 4 cm and 9 cm</b>
Shower floor: <b>non-slip</b>	Shower chair or stool: <b>no</b>
Height and location of horizontal grab bar: <b>80 cm</b> , on wall to the side of the tap	Has a vertical grab bar on the same wall as the tap which is used for adjusting the height of the shower head.
Tap: <b>mixer tap</b>	Height of tap: <b>110-142 cm on accessible wall</b>
<b>Adapted bathroom in communal areas</b>	
On <b>floor -1</b> , accessible	No. of adapted bathrooms: <b>2</b>
Door: inward opening, width of <b>90 cm</b>	
Clear turning circle inside (diameter): <b>Ø 150 cm</b>	
<b>Toilet:</b>	
Seat height: <b>41 cm</b>	Height of flush mechanism: <b>76 cm</b>
Approach area: left hand side <b>70 cm</b>	No grab bar on right hand side
Folding grab bar on left hand side: <b>62-82 cm</b>	



<b>Basin:</b>	
Height and clearance beneath the basin: <b>63 cm and 54 cm</b>	Tap: <b>mixer tap</b>
Height of the lower edge of the mirror: <b>90 cm</b>	Height of bathroom fittings: <b>80 cm</b>
<b>Lifts</b>	No. of lifts: <b>1</b>
<b>Accessible up to the door</b>	Height of call buttons: <b>97-104 cm</b>
Width of door: <b>80 cm</b>	Width and depth of cab: <b>92 and 117 cm</b>
Height of lift buttons: <b>94-120 cm</b>	Height of handrail: <b>90 cm</b>

Other amenities	Location	Access	Main characteristics
Reception	Ground floor	Accessible via ramp described above	Height of reception desk: <b>110 cm</b>
Cafeteria	Ground floor	Accessible	Height of bar: <b>110 cm</b> Height of table: <b>76 cm</b> Height beneath table: <b>73 cm</b> Width beneath table: <b>90 cm</b> Depth beneath table: <b>90 cm</b>
Restaurant / Breakfast buffet	Ground floor	Accessible	Height of buffet bar: <b>83-138 cm</b> Height of table: <b>75 cm</b> Height beneath table: <b>70 cm</b> Width beneath table: <b>70 cm</b> Depth beneath table: <b>70 cm</b>



## ACCESSIBILITY - VISUALLY IMPAIRED

### Signs

Signs the same size: **yes**, average height of **145-175 cm** and a font size of **≥ 1.5 cm**

Lettering in a colour which contrasts with the background: **yes**; Text and symbols: **not in relief and not in Braille**

### Main stairs

Edge of stairs marked with a non-slip strip in a contrasting colour: **no**; Side protection skirting board of **≥ 12 cm** on both sides: **yes**

Steps have a riser: **yes**; All steps are the same height: **yes**  
Steps have nosing: **no**

The space under the stairs is blocked off: **no**; Handrail on either side: **yes**

Continuous handrails on half-landings: **yes**; Handrail extends at top and bottom of stairs: **no**

Strip of surface of a different texture and contrasting colour at the top and bottom of the stairs: **no**

### Lifts

Cab with audio signals: **no**; Control buttons in contrasting colour: **yes**

Keypad with numbers in relief: **yes**; Keypad with numbers in Braille: **no**



## ACCOMMODATION



### MAYORAZGO HOTEL

-  Calle de Flor Baja, 3  
28013 Madrid
-  **Telephone:** 91 547 26 00  
**Fax:** 91 541 24 85
-  **Web:** www.hotelmayorazgo.com
-  **Metro with lift:** Plaza España
-  **Bus:** 2, 3, 44, 46, 74, 75, 133, 148, 202 and C

### ACCESS

- The main entrance has a staircase and no alternative ramp.
- The hotel can also be entered from the elevator located at the entrance to the car park.
- The main automatic sliding glass door is **1.46 m** wide. It is marked with the hotel's logo, but not in a contrasting colour.



## ACCESSIBILITY – HEARING IMPAIRED

<b>Room</b>	
Internet connection: <b>no</b>	TV which communicates with reception: <b>no</b>
TV with teletext decoder: <b>yes</b>	TV has alarm clock with visual alert: <b>yes</b>
Bedside plug socket: <b>yes</b>	Entrance door with peephole: <b>no</b>
Written information on available services: <b>yes</b>	Light signals to indicate a knock at the door: <b>yes</b>
<b>Communal WCs</b>	
Door lock with visual aid to indicate either free or occupied: <b>no</b>	Cubicle doors with a gap underneath to see if there is someone inside: <b>no</b>
<b>Lifts</b>	
Visual signs indicating the floor and direction of movement, both inside and outside the cab: <b>yes</b>	Emergency button with a light to show that the emergency call has been received: <b>no</b>
<b>Emergency system</b>	
Emergency alarm systems with visual alerts: <b>no</b>	



## ★★★★ 4 STAR HOTELS

Mayorazgo



## ACCESSIBILITY – PHYSICALLY DISABLED

<b>Adapted room</b>	No. of adapted rooms: <b>7</b>
On <b>first floor</b> , accessible via lift	Width of door: <b>77 cm</b>
Clear turning circle inside (diameter): <b>Ø 150 cm</b>	Height of climate control: <b>154-161 cm</b>
Height of bed: <b>50 cm</b>	Space for access to the bed: right hand side <b>71 cm</b> , left hand side <b>170 cm</b>
Wardrobe doors: <b>with knobs, difficult to open</b>	Height of hanger rail: <b>163 cm</b>
Height of wardrobe shelves and drawers: <b>49 cm</b>	
<b>Bathroom in adapted room</b>	
Door: inward opening with a width of <b>65 cm</b>	Clear turning circle inside (diameter): <b>Ø 150 cm</b>
<b>Toilet:</b>	
Seat height: <b>40 cm</b>	Height of flush mechanism: <b>69 cm</b>
Approach area: side <b>63 cm</b> , front <b>65 cm</b>	Grab bar on right hand side: <b>80 cm</b>
Distance between bars: <b>61 cm</b>	
<b>Basin:</b>	
Height and clearance beneath the basin: <b>68.5 cm and 21 cm</b>	Tap: <b>mixer tap</b>
Height of the lower edge of the mirror: <b>120 cm</b>	Height of bathroom fittings: <b>160 cm</b>
<b>Bath:</b>	
Height of bath: <b>45 cm</b>	Transfer platform: <b>no</b>
Bath curtain	Height of vertical grab bar: <b>170 cm</b>
<b>Lifts</b>	
<b>Lift 1</b>	<b>No. of lifts: 1, connecting reception with upper floors</b>
<b>Accessible up to the door</b>	Height of call buttons: <b>110 cm</b>
Width of door: <b>70 cm</b>	Width and depth of cab: <b>97 and 189 cm</b>
Height of lift buttons: <b>97-130 cm</b>	Height of handrail: <b>92 cm</b>
<b>Lift 2</b>	<b>No. of lifts: 2, connecting reception with parking area</b>
<b>Accessible up to the door</b>	Height of call buttons: <b>135 cm</b>
Width of door: <b>70 cm</b>	Width and depth of cab: <b>117 and 142 cm</b>
Height of lift buttons: <b>135 cm</b>	



Other amenities	Location	Access	Main characteristics
Reception	Ground floor	Accessible via lift from parking area	Height of reception desk: <b>105 cm</b>
Communal WCs	Ground floor	Not accessible, with stairs	None of them are adapted for wheelchair users
Cafeteria	Ground floor	Not accessible, with stairs	Height of bar: <b>110 cm</b> Height of table: <b>70 cm</b> Height beneath table: <b>68 cm</b> Width beneath table: <b>68 cm</b> Depth beneath table: <b>20 cm</b>
Restaurant	Ground floor	Not accessible, with stairs	Height of table: <b>74 cm</b> Height beneath table: <b>70 cm</b> Width beneath table: <b>60 cm</b> Depth beneath table: <b>80 cm</b>
Meeting rooms (1)	Ground floor	Not accessible, with stairs	Height of table: <b>75 cm</b> Height beneath table: <b>70 cm</b> Width beneath table: <b>75 cm</b> Depth beneath table: <b>75 cm</b>
Parking	Basement -1	Accessible via lift	Valet parking


**ACCESSIBILITY - VISUALLY IMPAIRED**
**Signs**

Signs the same size: **yes**, average height of **115-128 cm** and a font size of **≥ 1.5 cm**

Lettering in a colour which contrasts with the background: **no**  
Text and symbols: **not in relief and not in Braille**

**Main stairs**

Edge of stairs marked with a non-slip strip in a contrasting colour: **no**  
Side protection skirting board of **≥ 12 cm** on both sides: **yes**

Steps have a riser: **yes**  
All steps are the same height: **yes**  
Steps have nosing: **no**

The space under the stairs is blocked off: **yes**  
Handrail on either side: **no**

Continuous handrails on half-landings: **yes**  
Handrail extends at top and bottom of stairs: **no**

Strip of surface of a different texture and contrasting colour at the top and bottom of the stairs: **no**


**Lifts**

Cab with audio signals: **no**  
Control buttons in contrasting colour: **no**

Keypad with numbers in relief: **yes**  
Keypad with numbers in Braille: **yes**



## ACCOMMODATION



### ME MADRID REINA VICTORIA HOTEL

Plaza de Santa Ana, 14  
28012 Madrid

Telephone: 91 701 60 00  
Fax: 91 522 03 07

Web: www.solmelia.com

Metro with lift: Sol  
Metro without lift: Sevilla, Antón Martín

Bus: 6, 26, 32, 50, 52, 53 and 65

### ACCESS

- The main entrance has 3 separate steps of 11 cm.
- There is an alternative ramp, which is 1.20 m wide, 1.20 m long and with a non-recommended incline of 24%. There is no handrail. The ends of the ramp are not indicated by a distinctively textured and contrastingly coloured floor surface.
- The automatic revolving glass door is 1 m wide.
- There are two alternative swing doors on either side of the revolving door, both of which are 90 cm wide. Both are glazed, and neither is marked with horizontal strips or a logo in a contrasting colour.



### ACCESSIBILITY - HEARING IMPAIRED

<b>Room</b>	
Internet connection: <b>yes</b>	TV which communicates with reception: <b>yes</b>
TV with teletext decoder: <b>yes</b>	TV has alarm clock with visual alert: <b>yes</b>
Bedside plug socket: <b>yes</b>	Entrance door with peephole: <b>yes</b>
Written information on available services: <b>yes</b>	Light signals to indicate a knock at the door: <b>no</b>
<b>Communal WCs</b>	
Door lock with visual aid to indicate either free or occupied: <b>yes</b>	Cubicle doors with a gap underneath to see if there is someone inside: <b>no</b>
<b>Lifts</b>	
Visual signs indicating the floor and direction of movement, both inside and outside the cab: <b>yes</b>	Emergency button with a light to show that the emergency call has been received: <b>yes</b>
<b>Emergency system</b>	
Emergency alarm systems with visual alerts: <b>no</b>	



## 4 STAR HOTELS

ME Madrid  
Reina Victoria



### ACCESSIBILITY - PHYSICALLY DISABLED

<b>Adapted room (No. 404)</b>	No. of adapted rooms: <b>4</b>
On <b>4th floor</b> , accessible via lift	Width of door: <b>95 cm</b>
Clear turning circle inside (diameter): <b>Ø 150 cm</b>	Height of climate control: <b>70 cm</b>
Height of bed: <b>60 cm</b>	Space for access to the bed: right hand side > <b>90 cm</b> , left hand side > <b>90 cm</b>
Height of hanger rail: <b>166 cm</b>	
<b>Bathroom in adapted room</b>	
Door: inward opening with a width of <b>90 cm</b>	Clear turning circle inside (diameter): <b>Ø 150 cm</b>
<b>Toilet:</b>	
Seat height: <b>42 cm</b>	Height of flush mechanism: <b>100 cm</b>
Approach area: <b>left hand side 200 cm</b>	Folding grab bar on left hand side: <b>70 cm</b>
Grab bar on right hand side	
<b>Basin: no space beneath sink to facilitate approaching from the front</b>	
Height and clearance beneath the basin: <b>64 cm and 0 cm</b>	Tap: <b>mixer tap</b>
Height of the lower edge of the mirror: <b>125 cm</b>	Height of bathroom fittings: <b>70 cm</b>
<b>Shower:</b>	
Shower floor: <b>non-slip</b>	Shower base: <b>level with floor</b>
Height of tap: <b>120 cm on accessible wall</b>	Shower chair: <b>yes, mobile</b>
Tap: mixer tap	
<b>Adapted bathroom in communal areas</b>	No. of adapted bathrooms: <b>3</b>
On floors <b>-1 and 7</b> , accessible via left	Door: sliding, width of <b>100 cm</b>
Clear turning circle inside (diameter): <b>Ø 150 cm</b>	
<b>Toilet:</b>	
Seat height: <b>42 cm</b>	Height of flush mechanism: <b>88 cm</b>
Approach area: left hand side <b>99 cm</b>	No grab bar on right hand side
<b>Basin:</b>	
Height and clearance beneath the basin: <b>79 cm and 52 cm</b>	Tap: <b>mixer tap</b>
Height of the lower edge of the mirror: <b>100 cm</b>	Height of bathroom fittings: <b>100 cm</b>



## ACCOMMODATION



<b>Lifts</b>	No. of lifts: <b>1</b>
<b>Accessible up to the door</b>	No handrail
Width of door: <b>77 cm</b>	Width and depth of cab: <b>105 and 140 cm</b>

Other amenities	Location	Access	Main characteristics
Reception	Ground floor	Accessible	Height of reception desk: <b>110 cm</b>
Cafeteria	Ground floor	Accessible	Height of bar: <b>110 cm</b> Height of table: <b>46 cm</b> Height beneath table: <b>40 cm</b>
Restaurant / Breakfast buffet	Ground floor	Accessible	Height of table: <b>77 cm</b> Height beneath table: <b>75 cm</b> Width beneath table: <b>75 cm</b> Depth beneath table: <b>105 cm</b>
Meeting rooms (6)	Basement -1	Accessible via lift	Height of table: <b>77 cm</b> Height beneath table: <b>74 cm</b> Width beneath table: <b>210 cm</b> Depth beneath table: <b>76 cm</b>
Gym	Basement -1	Accessible via lift	No specially adapted changing rooms or toilets
Parking	Basement -2 and -3	Accessible via lift	There are <b>2</b> parking spaces for people with limited mobility ( <b>PRM</b> ), indicated by the disabled parking sign ( <b>ISA</b> ). Some parking spaces are <b>395 cm</b> wide by <b>545 cm</b> long

## ☆☆☆☆ 4 STAR HOTELS

ME Madrid  
Reina Victoria



## ACCESSIBILITY - VISUALLY IMPAIRED

### Signs

Signs the same size: **yes**, average height of **145-180 cm** and a font size of **≥ 1.5 cm**

Lettering in a colour which contrasts with the background: **yes**; Text and symbols: **not in relief** and **not in Braille**

### Main stairs

Edge of stairs marked with a non-slip strip in a contrasting colour: **no**; Side protection skirting board of **≥ 12 cm** on both sides: **no**

Steps have a riser: **yes**; All steps are the same height: **yes**  
Steps have nosing: **no**

The space under the stairs is blocked off: **no**; Handrail on either side: **on only one side**

Continuous handrails on half-landings: **yes**; Handrail extends at top and bottom of stairs: **no**

Strip of surface of a different texture and contrasting colour at the top and bottom of the stairs: **no**


### Lifts


Cab with audio signals: **yes**; Control buttons in contrasting colour: **yes**

Keypad with numbers in relief: **yes**; Keypad with numbers in Braille: **yes**




### MELIÁ AVENIDA DE AMÉRICA HOTEL

 Calle de Juan Ignacio Luca de Tena, 36  
28027 Madrid

 **Telephone:** 91 423 24 00  
**Fax:** 91 320 14 40

 **Web:** www.hotelavenidadamerica.com

 **Metro without lift:** Suances

 **Bus:** 114 and 146

#### ACCESS

- The entrance is accessible and has a level surface.
- The main door is a revolving one, and there is an alternative automatic double swing glass door which is > 80 cm wide. It is not marked with horizontal strips or a logo in a contrasting colour.



#### ACCESSIBILITY - HEARING IMPAIRED

<b>Room</b>	
Internet connection: <b>yes</b>	TV which communicates with reception: <b>no</b>
TV with teletext decoder: <b>yes</b>	TV has alarm clock with visual alert: <b>no</b>
Bedside plug socket: <b>no</b>	Entrance door with peephole: <b>yes</b>
Written information on available services: <b>yes</b>	Light signals to indicate a knock at the door: <b>no</b>
<b>Communal WCs</b>	
Door lock with visual aid to indicate either free or occupied: <b>no</b>	Cubicle doors with a gap underneath to see if there is someone inside: <b>yes</b>
<b>Lifts</b>	
Visual signs indicating the floor and direction of movement, both inside and outside the cab: <b>yes</b>	Emergency button with a light to show that the emergency call has been received: <b>yes</b>
<b>Emergency system</b>	
Emergency alarm systems with visual alerts: <b>no</b>	



#### ACCESSIBILITY - PHYSICALLY DISABLED

<b>Adapted room (No. 139)</b> On <b>first floor</b> , on the ground floor, accessible via a ramp with an incline of <b>8%</b> .	No. of adapted rooms: <b>4</b> Width of door: <b>78 cm</b>
Clear turning circle inside (diameter): <b>Ø 150 cm</b>	Height of climate control: <b>94 cm</b>
Height of bed: <b>59 cm</b>	Space for access to the bed: right hand side <b>73 cm</b> , left hand side <b>180 cm</b>
Height of wardrobe shelves and drawers: <b>16-185 cm</b>	Height of hanger rail: <b>166 cm</b>
<b>Bathroom in adapted room</b>	
Door: inward opening with a width of <b>77 cm</b>	Clear turning circle inside (diameter): <b>Ø 150 cm</b>
<b>Toilet: not sufficient transfer space</b>	
Seat height: <b>40 cm</b>	Height of flush mechanism: <b>111 cm</b>
Approach area: <b>no lateral access</b>	Folding grab bar on side: <b>68-76 cm</b>
<b>Basin:</b>	
Height and clearance beneath the basin: <b>64 cm and 40 cm</b>	Tap: <b>mixer tap</b>
Height of the lower edge of the mirror: <b>88 cm</b>	Height of bathroom fittings: <b>125-160 cm</b>
<b>Bath:</b>	
Height of bath: <b>51 cm</b>	Height of horizontal grab bar: <b>67 cm</b>
Transfer platform: <b>no</b>	Tap: <b>mixer tap</b>
<b>Lifts (Panoramic)</b>	
<b>Accessible up to the door</b>	Height of call buttons: <b>132-134 cm</b>
Width of door: <b>80 cm</b>	Width and depth of cab: <b>105 and 138 cm</b>
Height of lift buttons: <b>112-136 cm</b>	

## ACCOMMODATION



Other amenities	Location	Access	Main characteristics
Reception	Ground floor	Accessible	Height of reception desk: <b>107 cm</b>
Cafeteria	Ground floor	Accessible using two ramps with inclines of <b>8%</b> and <b>9%</b> respectively. To enter, there are steps but these can be navigated with a portable ramp	Height of bar: <b>82 cm</b> Height of table: <b>72 cm</b> Height beneath table: <b>64 cm</b> Width beneath table: <b>51 cm</b> Depth beneath table: <b>35 cm</b>
Restaurant / Breakfast buffet	Ground floor	Same as cafeteria	Height of table: <b>72 cm</b> Height beneath table: <b>70 cm</b> Width beneath table: <b>100 cm</b> Depth beneath table: <b>44 cm</b>
Meeting rooms (9)	Ground floor	Same as cafeteria	
Parking	Basement -1	Accessible via lift	There are no parking spaces for people with limited mobility ( <b>PRM</b> ), indicated by the disabled parking sign ( <b>ISA</b> )

## ☆☆☆☆ 4 STAR HOTELS

Meliá  
Avenida de América



## ACCESSIBILITY - VISUALLY IMPAIRED

### Signs

Signs the same size: **yes**, average height of **177-190 cm** and a font size of **≥ 1.5 cm**

Lettering in a colour which contrasts with the background: **yes**; Text and symbols: **not in relief and not in Braille**

### Main stairs

Edge of stairs marked with a non-slip strip in a contrasting colour: **no**; Side protection skirting board of **≥ 12 cm** on both sides: **no**

Steps have a riser: **yes**; All steps are the same height: **yes**  
Steps have nosing: **no**

The space under the stairs is blocked off: **no**; Handrail on either side: **on only one side**

Continuous handrails on half-landings: **no**; Handrail extends at top and bottom of stairs: **no**

Strip of surface of a different texture and contrasting colour at the top and bottom of the stairs: **no**

### Lifts

Cab with audio signals: **no**; Control buttons in contrasting colour: **no**

Keypad with numbers in relief: **yes**; Keypad with numbers in Braille: **yes**



## ACCOMMODATION



### MELIÁ BARAJAS HOTEL

Avenida de Logroño, 305  
28042 Madrid

**Telephone:** 91 747 77 00  
**Fax:** 91 747 87 17

**Web:** www.solmelia.com

**Bus:** 105 and 115

### ACCESS

- The main entrance has a double swing glass door, each side of which is **94 cm** wide. Neither side is marked with horizontal strips or a logo in a contrasting colour.
- The reception area is reached from the main entrance by way of some steps. There is an alternative ramp which is **1.64 cm** long and which has a suitable incline of **7%**. There is no handrail, and the ends of the ramp are not indicated by a distinctively textured and contrastingly coloured floor surface.



### ACCESSIBILITY – HEARING IMPAIRED

<b>Room</b>	
Internet connection: <b>yes</b>	TV which communicates with reception: <b>no</b>
TV with teletext decoder: <b>no</b>	TV has alarm clock with visual alert: <b>no</b>
Bedside plug socket: <b>yes</b>	Entrance door with peephole: <b>no</b>
Written information on available services: <b>yes</b>	Light signals to indicate a knock at the door: <b>no</b>
<b>Communal WCs</b>	
Door lock with visual aid to indicate either free or occupied: <b>no</b>	Cubicle doors with a gap underneath to see if there is someone inside: <b>no</b>
<b>Lifts</b>	
Visual signs indicating the floor and direction of movement, both inside and outside the cab: <b>yes</b>	Emergency button with a light to show that the emergency call has been received: <b>no</b>
<b>Emergency system</b>	
Emergency alarm systems with visual alerts: <b>no</b>	



## ★★★★ 4 STAR HOTELS

Meliá Barajas



### ACCESSIBILITY – PHYSICALLY DISABLED

<b>Adapted room (No. 245)</b>	No. of adapted rooms: <b>4</b>
On <b>2<sup>nd</sup></b> floor, accessible via lift	Width of door: <b>86.5 cm</b>
Clear turning circle inside (diameter): <b>Ø 150 cm</b>	Height of climate control: <b>94 cm</b>
Height of bed: <b>58 cm</b>	Space for access to the bed: right hand side <b>87 cm</b> , left hand side <b>120 cm</b>
Wardrobe doors: <b>sliding</b>	Height of hanger rail: <b>166 cm</b>
Height of wardrobe shelves and drawers: <b>45-165 cm</b>	
<b>Bathroom in adapted room</b>	
Door: width of <b>88 cm</b>	Clear turning circle inside (diameter): <b>Ø 150 cm</b>
<b>Toilet:</b>	
Seat height: <b>42 cm</b>	Height of flush mechanism: <b>111 cm</b>
Approach area: side <b>190 cm</b>	Folding grab bar on right hand side, <b>adjustable height</b>
Folding grab bar on left hand side, <b>adjustable height</b>	
<b>Basin:</b>	
Height and clearance beneath the basin: <b>66.5 cm and 54 cm</b>	Tap: <b>mixer tap</b>
Height of the lower edge of the mirror: <b>100 cm</b>	Height of bathroom fittings: <b>79-130 cm</b>
<b>Shower:</b>	
Shower base: <b>level with floor</b>	Shower floor: <b>non-slip</b>
Shower chair: <b>fixed with adjustable height</b>	Grab bar at a height of <b>88 cm</b>
Tap on accessible wall	
<b>Adapted bathroom in communal areas</b>	
On ground floor, not accessible. There are 3 steps, with an alternative ramp with a length of <b>260 cm</b> and a non-recommended incline of <b>18%</b> followed by 4 steps without a ramp	Door: <b>width of 86 cm</b>
Clear turning circle inside (diameter): <b>Ø 150 cm</b>	
<b>Toilet:</b>	
Seat height: <b>42 cm</b>	Height of flush mechanism: <b>75 cm</b>
Approach area: side <b>&gt; 120 cm</b>	Folding grab bar on right hand side
Folding grab bar on left hand side	Distance between bars: <b>56 cm</b>
<b>Basin:</b>	
Height and clearance beneath the basin: <b>60 cm and 60 cm</b>	Tap: <b>mixer tap</b>

## ACCOMMODATION



Height of the lower edge of the mirror: <b>91 cm</b>	Height of bathroom fittings: <b>105-115 cm</b>
<b>Lifts</b>	No. of lifts: <b>1</b>
<b>Accessible up to the door</b>	Height of call buttons: <b>119-125 cm</b>
Width of door: <b>80 cm</b>	Width and depth of cab: <b>111 and 118 cm</b>
Height of lift buttons: <b>98-111 cm</b>	

Other amenities	Location	Access	Main characteristics
Reception	Ground floor	Accessible	Height of reception desk: <b>107 cm</b>
Cafeteria	Ground floor	Accessible using the ramp described above under the heading access	Height of bar: <b>82 cm</b> Height of table: <b>67 cm</b> Height beneath table: <b>64 cm</b> Width beneath table: <b>55 cm</b> Depth beneath table: <b>39 cm</b>
Restaurant / Breakfast buffet	Ground floor	Accessible	Height of table: <b>71 cm</b> Height beneath table: <b>69 cm</b> Width beneath table: <b>77 cm</b> Depth beneath table: <b>0 cm</b>
Meeting rooms (9)	Ground floor	Not accessible – same route as that of communal WCs	
Pool		Not accessible, with stairs and no alternative ramp	No hoist for getting into the pool. No specially adapted changing rooms or toilets
Parking	Outside hotel	Accessible	There are no parking spaces for people with limited mobility ( <b>PRM</b> ), indicated by the disabled parking sign ( <b>ISA</b> )

## ☆☆☆☆ 4 STAR HOTELS

Meliá Barajas



## ACCESSIBILITY - VISUALLY IMPAIRED

<b>Signs</b>	Signs the same size: <b>yes</b> , average height of <b>177-190 cm</b> and a font size of <b>≥ 1.5 cm</b>
Lettering in a colour which contrasts with the background: <b>yes</b>	Text and symbols: <b>not in relief and not in Braille</b>
<b>Main stairs</b>	
Edge of stairs marked with a non-slip strip in a contrasting colour: <b>no</b>	Side protection skirting board of <b>≥ 12 cm</b> on both sides: <b>yes</b>
Steps have a riser: <b>no</b>	All steps are the same height: <b>no</b>
Steps have nosing: <b>no</b>	
The space under the stairs is blocked off: <b>no</b>	Handrail on either side: <b>no</b>
Continuous handrails on half-landings: <b>no</b>	Handrail extends at top and bottom of stairs: <b>no</b>
Strip of surface of a different texture and contrasting colour at the top and bottom of the stairs: <b>no</b>	
<b>Lifts</b>	
Cab with audio signals: <b>no</b>	Control buttons in contrasting colour: <b>yes</b>
Keypad with numbers in relief: <b>yes</b>	Keypad with numbers in Braille: <b>yes</b>



## ACCOMMODATION



### MENINAS HOTEL

Calle de Campomanes, 7  
28013 Madrid

**Telephone:** 91 541 28 05  
**Fax:** 91 541 28 06

**Web:** www.hotelméninas.es

**Metro with lift:** Ópera

**Bus:** 25, 39, 133 and 147

### ACCESS

- The main entrance has **5 steps**, each of which is **17 cm** high. The automatic glass door is **1.40 m** wide. It is not marked with horizontal strips or a logo in a contrasting colour.
- There is an alternative door next to the main entrance, which is **90 cm** wide and is easy to open. A portable ramp is located next to the door.
- The ramp is **76 cm** wide, **3.0 m** long and has a non-recommended incline of **28.6%**. There is a handrail. The ends of the ramp are not indicated by a distinctively textured or contrastingly coloured floor surface.



## ACCESSIBILITY - HEARING IMPAIRED

<b>Room</b>	
Internet connection: <b>yes</b>	TV which communicates with reception: <b>no</b>
TV with teletext decoder: <b>yes</b>	TV has alarm clock with visual alert: <b>no</b>
Bedside plug socket: <b>yes</b>	Entrance door with peephole: <b>no</b>
Written information on available services: <b>yes</b>	Light signals to indicate a knock at the door: <b>no</b>
<b>Communal WCs</b>	
Door lock with visual aid to indicate either free or occupied: <b>no</b>	Cubicle doors with a gap underneath to see if there is someone inside: <b>no</b>
<b>Lifts</b>	
Visual signs indicating the floor and direction of movement, both inside and outside the cab: <b>yes</b>	Emergency button with a light to show that the emergency call has been received: <b>no</b>
<b>Emergency system</b>	
Emergency alarm systems with visual alerts: <b>no</b>	



Meninas

## ★★★★ 4 STAR HOTELS



## ACCESSIBILITY - PHYSICALLY DISABLED

<b>Adapted room (No. 103)</b>	No. of adapted rooms: <b>1</b>
On first floor, accessible via lift	Width of door: <b>77 cm</b>
Clear turning circle inside (diameter): <b>Ø 150 cm</b>	Height of climate control: <b>150 cm</b>
Height of bed: <b>65 cm</b>	Space for access to the bed: left hand side <b>95 cm</b>
Wardrobe doors: handles, <b>easy to open</b>	Height of hanger rail: <b>160 cm</b>
Height of wardrobe shelves and drawers: <b>127 cm</b>	
<b>Bathroom in adapted room</b>	
Door: width of <b>84 cm</b>	Clear turning circle inside (diameter): <b>Ø 150 cm</b>
<b>Toilet:</b>	
Seat height: <b>42 cm</b>	Height of flush mechanism: <b>72 cm</b>
Approach area: neither $\geq$ <b>80 cm</b>	Folding grab bar on right hand side: <b>75 cm</b>
Folding grab bar on left hand side: <b>75 cm</b>	Distance between bars: <b>59 cm</b>
<b>Basin:</b>	
Height and clearance beneath the basin: <b>66 cm and 58 cm</b>	Tap: <b>mixer tap</b>
Height of the lower edge of the mirror: <b>102 cm</b>	Height of bathroom fittings: <b>80 cm</b>
<b>Shower:</b>	
Width of approach to shower: <b>100 cm</b>	Shower base: <b>level with floor</b>
Shower floor: <b>non-slip</b>	Shower chair: <b>fixed with adjustable height</b>
Height and location of horizontal grab bar: <b>85 cm</b>	Has a vertical grab bar on the same wall as the tap which is used for adjusting the height of the shower head.
Tap: <b>mixer tap</b>	Height of tap: <b>100-134 cm on accessible wall</b>
<b>Lifts</b>	
<b>Accessible up to the door</b>	No. of lifts: <b>1</b>
Width of door: <b>77 cm</b>	Height of call buttons: <b>103-117 cm</b>
	Width and depth of cab: <b>100 and 124 cm</b>
Height of lift buttons: <b>100-120 cm</b>	Height of handrail: <b>90 cm</b>



## ACCOMMODATION



Other amenities	Location	Access	Main characteristics
Reception	Ground floor	Accessible	Height of reception desk: <b>124 cm</b>
Communal WCs	Ground floor	Accessible	None of them are adapted for wheelchair users
Cafeteria	Ground floor	Accessible	Height of bar: <b>100 cm</b> Height of table: <b>50 cm</b> Height beneath table: <b>45 cm</b> Width beneath table: <b>52 cm</b> Depth beneath table: <b>52 cm</b>
Restaurant / Breakfast buffet	Ground floor		
Meeting rooms (1)	Ground floor	Accessible	Height of table: <b>76 cm</b> Height beneath table: <b>72 cm</b> Width beneath table: <b>90 cm</b> Depth beneath table: <b>60 cm</b>



## ACCESSIBILITY - VISUALLY IMPAIRED

### Signs

Signs the same size: **yes**, average height of **145-180 cm** and a font size of **≥ 1.5 cm**

Lettering in a colour which contrasts with the background: **yes**; Text and symbols: **not in relief** and **not in Braille**

### Main stairs

Edge of stairs marked with a non-slip strip in a contrasting colour: **no**; Side protection skirting board of **≥ 12 cm** on both sides: **no**

Steps have a riser: **yes**; All steps are the same height: **yes**  
Steps have nosing: **no**

The space under the stairs is blocked off: **yes**; Handrail on either side: **yes, on only one side**

Continuous handrails on half-landings: **yes**; Handrail extends at top and bottom of stairs: **no**

Strip of surface of a different texture and contrasting colour at the top and bottom of the stairs: **no**

### Lifts

Cab with audio signals: **no**; Control buttons in contrasting colour: **yes**

Keypad with numbers in relief: **yes**; Keypad with numbers in Braille: **yes**



## 4 STAR HOTELS



### MERCURE MADRID PLAZA DE ESPAÑA HOTEL

Calle de Tutor, 1  
28008 Madrid

Telephone: 91 541 98 80  
Fax: 91 541 98 80

Web: [www.accorhotels.com](http://www.accorhotels.com)

Metro with lift: Ventura Rodríguez and Plaza España

Bus: 1, 2, 44, 133, 202, N18 and C

### ACCESS

- The entrance to the hotel has a **7 cm** step down on its right hand side.
- The automatic sliding glass door is **2 m** wide. It is not marked with horizontal strips or a logo in a contrasting colour.



## ACCESSIBILITY - HEARING IMPAIRED

### Room

Internet connection: **yes**; TV which communicates with reception: **no**

TV with teletext decoder: **yes**; TV has alarm clock with visual alert: **yes**

Bedside plug socket: **yes**; Entrance door with peephole: **yes**  
Written information on available services: **no**; Light signals to indicate a knock at the door: **no**

### Communal WCs

Door lock with visual aid to indicate either free or occupied: **no**; Cubicle doors with a gap underneath to see if there is someone inside: **no**

### Lifts

Visual signs indicating the floor and direction of movement, both inside and outside the cab: **yes**; Emergency button with a light to show that the emergency call has been received: **no**

### Emergency system

Emergency alarm systems with visual alerts: **no**


**ACCESSIBILITY – PHYSICALLY DISABLED**

<b>Adapted room</b>	No. of adapted rooms: <b>1</b>
Accessible via lift	Width of door: <b>88 cm</b>
Clear turning circle inside (diameter): <b>Ø 150 cm</b>	Height of climate control: <b>115 cm</b>
Height of bed: <b>55 cm</b>	Space for access to the bed: right hand side <b>73 cm</b> , left hand side <b>145 cm</b>
Wardrobe doors: <b>easy to open</b>	Height of hanger rail: <b>170 cm</b>
Height of wardrobe shelves and drawers: <b>68-78 cm</b>	
<b>Bathroom in adapted room</b>	
Door: inward opening with a width of <b>94 cm</b>	Clear turning circle inside (diameter): <b>Ø 150 cm</b>
<b>Toilet:</b>	
Seat height: <b>41 cm</b>	Height of flush mechanism: <b>85 cm</b>
Approach area: <b>80 cm</b> on both sides	Folding grab bar on the right hand side: <b>74 cm</b>
Folding grab bar on the left hand side: <b>74 cm</b>	Distance between bars: <b>77 cm</b>
<b>Basin:</b>	
Height and clearance beneath the basin: <b>67 cm and 34 cm</b>	Tap: <b>mixer tap</b>
Height of the lower edge of the mirror: <b>100 cm</b>	Height of bathroom fittings: <b>125 cm</b>
<b>Bath:</b>	
Height of bath: <b>44 cm</b>	Height of horizontal grab bar: <b>71 cm</b>
Transfer platform: <b>yes</b>	No vertical grab bar
Tap: <b>mixer tap</b>	
<b>Lifts</b>	
<b>Lift 1: Connects reception with rooms</b>	
<b>Accessible up to the door</b>	Height of call buttons: <b>130 cm</b>
Width of door: <b>71 cm</b>	Width and depth of cab: <b>100 and 138 cm</b>
Height of lift buttons: <b>127-147 cm</b>	
<b>Lift 2: Connects reception with parking area</b>	
<b>Accessible up to the door</b>	Height of call buttons: <b>130 cm</b>
Width of door: <b>70 cm</b>	Width and depth of cab: <b>86 and 145 cm</b>
Height of lift buttons: <b>127-147 cm</b>	

**4 STAR HOTELS**
**Mercure Madrid Plaza de España**

Other amenities	Location	Access	Main characteristics
Reception	Ground floor	Accessible	Height of reception desk: <b>115 cm</b>
Cafeteria / Restaurant	Ground floor	Accessible	Height of bar: <b>115 cm</b> Height of table: <b>72 cm</b> Height beneath table: <b>68 cm</b> Width beneath table: <b>75 cm</b> Depth beneath table: <b>10 cm</b>
Meeting rooms (1)	Ground floor	Accessible	
Parking	Basement -1	Accessible via lift	There are no parking spaces for people with limited mobility ( <b>PRM</b> ), indicated by the disabled parking sign ( <b>ISA</b> )
Breakfast buffet	Ground floor	Accessible	


**ACCESSIBILITY – VISUALLY IMPAIRED**

<b>Signs</b>	
Signs the same size: <b>yes</b> , average height of <b>166-200 cm</b> and a font size of <b>≥ 1.5 cm</b>	
Lettering in a colour which contrasts with the background: <b>yes</b>	Text and symbols: <b>not in relief and not in Braille</b>
<b>Main stairs</b>	
Edge of stairs marked with a non-slip strip in a contrasting colour: <b>no</b>	Side protection skirting board of <b>≥ 12 cm</b> on both sides: <b>no</b>
Steps have a riser: <b>yes</b>	All steps are the same height: <b>no</b>
Steps have nosing: <b>no</b>	
The space under the stairs is blocked off: <b>no</b>	Handrail on either side: <b>no</b>
Continuous handrails on half-landings: <b>yes</b>	Handrail extends at top and bottom of stairs: <b>no</b>
Strip of surface of a different texture and contrasting colour at the top and bottom of the stairs: <b>no</b>	
<b>Lifts</b>	
Cab with audio signals: <b>no</b>	Control buttons in contrasting colour: <b>yes</b>
Keypad with numbers in relief: <b>yes</b>	Keypad with numbers in Braille: <b>no</b>





## ACCOMMODATION



### NH ABASCAL HOTEL

Calle de José Abascal, 47  
28003 Madrid

**Telephone:** 91 441 00 15  
**Fax:** 91 442 22 11

**Web:** www.nh-hotels.com

**Metro with lift:** Gregorio Marañón,  
Alonso Cano, Iglesia

**Bus:** 3, 5, 7, 12, 14, 27, 37, 45, 40, 147,  
149, 150, N19 and N20

### ACCESS

- The main entrance has a single step and no alternative ramp.
- The automatic sliding glass door is **1.61 m** wide. It is not marked with horizontal strips or a logo in a contrasting colour.



### ACCESSIBILITY - HEARING IMPAIRED

<b>Room</b>	
Internet connection: <b>yes</b>	TV which communicates with reception: <b>no</b>
TV with teletext decoder: <b>yes</b>	TV has alarm clock with visual alert: <b>no</b>
Bedside plug socket: <b>yes</b>	Entrance door with peephole: <b>no</b>
Written information on available services: <b>yes</b>	Light signals to indicate a knock at the door: <b>no</b>
<b>Communal WCs</b>	
Door lock with visual aid to indicate either free or occupied: <b>no</b>	Cubicle doors with a gap underneath to see if there is someone inside: <b>no</b>
<b>Lifts</b>	
Visual signs indicating the floor and direction of movement, both inside and outside the cab: <b>yes</b>	Emergency button with a light to show that the emergency call has been received: <b>no</b>
<b>Emergency system</b>	
Emergency alarm systems with visual alerts: <b>no</b>	

## ★★★★ 4 STAR HOTELS

NH Abascal



### ACCESSIBILITY - PHYSICALLY DISABLED

<b>Adapted room (No. 305)</b>	No. of adapted rooms: <b>3</b>
On <b>3<sup>rd</sup> floor</b> , accessible via lift	Width of door: <b>77 cm</b>
Clear turning circle inside (diameter): <b>Ø 150 cm</b>	Height of climate control: <b>154 cm</b>
Height of bed: <b>60 cm</b>	Space for access to the bed: right hand side <b>127 cm</b> , left hand side <b>102 cm</b>
Wardrobe doors: <b>sliding</b>	Height of hanger rail: <b>177 cm</b>
Height of wardrobe shelves and drawers: <b>32 cm</b>	
<b>Bathroom in adapted room</b>	
Door: inward opening with a width of <b>77.5 cm</b>	Clear turning circle inside (diameter): <b>Ø 150 cm</b>
<b>Toilet:</b>	
Seat height: <b>41 cm</b>	Height of flush mechanism: <b>73 cm</b>
Approach area: side, <b>120 cm</b>	Folding grab bar on the approach side: <b>74 cm</b>
No grab bar on the opposite side	
<b>Basin:</b>	
Height and clearance beneath the basin: <b>60 cm and 54 cm</b>	Tap: <b>mixer tap</b>
Height of the lower edge of the mirror: <b>87 cm</b>	Height of bathroom fittings: <b>77-107 cm</b>
<b>Bath:</b>	
Height of bath: <b>45 cm</b>	No horizontal grab bar
Transfer platform: <b>no</b>	Height of vertical grab bar: <b>55-80 cm</b>
Tap: <b>mixer tap</b>	
<b>Lifts</b>	
<b>Accessible up to the door</b>	Height of call buttons: <b>117 cm</b>
Width of door: <b>78 cm</b>	Width and depth of cab: <b>120 and 120 cm</b>
Height of lift buttons: <b>104-130 cm</b>	

## ACCOMMODATION



Other amenities	Location	Access	Main characteristics
Reception	Ground floor	Accessible	Height of reception desk: <b>112 cm</b>
Communal WCs	Mezzanine	Accessible via lift	None of them are adapted for wheelchair users
Cafeteria	Mezzanine	Accessible via lift	Height of bar: <b>111 cm</b> Height of table: <b>64 cm</b> Height beneath table: <b>63 cm</b> Width beneath table: <b>59 cm</b> Depth beneath table: <b>26 cm</b>
Restaurant / Breakfast buffet	Mezzanine	Accessible via lift	Height of table: <b>75 cm</b> Height beneath table: <b>72.5 cm</b> Width beneath table: <b>71 cm</b> Depth beneath table: <b>30 cm</b>
Meeting rooms		Accessible via chairlift	
Gym		Accessible via lift	No specially adapted changing rooms or toilets

## ACCESSIBILITY - VISUALLY IMPAIRED

### Signs

Signs the same size: **yes**, average height of **170-200 cm** and a font size of **≥ 1.5 cm**


Lettering in a colour which contrasts with the background: <b>no</b>	Text and symbols: <b>not in relief and not in Braille</b>
<b>Main stairs</b>	
Edge of stairs marked with a non-slip strip in a contrasting colour: <b>yes</b>	Side protection skirting board of <b>≥ 12 cm</b> on both sides: <b>yes</b>
Steps have a riser: <b>no</b>	All steps are the same height: <b>no</b>
Steps have nosing: <b>no</b>	
The space under the stairs is blocked off: <b>no</b>	Handrail on either side: <b>no</b>
Continuous handrails on half-landings: <b>yes</b>	Handrail extends at top and bottom of stairs: <b>no</b>
Strip of surface of a different texture and contrasting colour at the top and bottom of the stairs: <b>no</b>	
<b>Lifts</b>	
Cab with audio signals: <b>no</b>	Control buttons in contrasting colour: <b>yes</b>
Keypad with numbers in relief: <b>yes</b>	Keypad with numbers in Braille: <b>yes</b>




## 4 STAR HOTELS




### NH EUROBUILDING HOTEL

 Calle del Padre Damián, 23  
28036 Madrid

 Telephone: 91 353 73 00  
Fax: 91 345 45 76

 Web: [www.nh-hotels.com](http://www.nh-hotels.com)

 Metro without lift: Cuzco

 Bus: 11, 40 and 150

### ACCESS

- The entrance has steps, along with an alternative ramp in 2 sections with a handrail.
- The first section of the ramp is **96 cm** wide, **11.5 m** long and has an incline of **10%**. The second section is **96 cm** wide, **17 m** long and has an incline of **6%**.
- The automatic sliding glass door is **1.70 m** wide. It is not marked with horizontal strips or a logo in a contrasting colour.



## ACCESSIBILITY - HEARING IMPAIRED

<b>Room</b>	
Internet connection: <b>yes</b>	TV which communicates with reception: <b>no</b>
TV with teletext decoder: <b>yes</b>	TV has alarm clock with visual alert: <b>no</b>
Bedside plug socket: <b>yes</b>	Entrance door with peephole: <b>yes</b>
Written information on available services: <b>yes</b>	Light signals to indicate a knock at the door: <b>no</b>
<b>Communal WCs</b>	
Door lock with visual aid to indicate either free or occupied: <b>no</b>	Cubicle doors with a gap underneath to see if there is someone inside: <b>no</b>
<b>Lifts</b>	
Visual signs indicating the floor and direction of movement, both inside and outside the cab: <b>yes</b>	Emergency button with a light to show that the emergency call has been received: <b>no</b>
<b>Emergency system</b>	
Emergency alarm systems with visual alerts: <b>no</b>	



## ACCOMMODATION



### ACCESSIBILITY – PHYSICALLY DISABLED

<b>Adapted room (No. 1058)</b>	No. of adapted rooms: <b>14</b>
On <b>10<sup>th</sup> floor</b> , accessible via lift	Width of door: <b>77 cm</b>
Clear turning circle inside (diameter): <b>Ø 150 cm</b>	Height of climate control: <b>148 cm</b>
Height of bed: <b>60 cm</b>	Space for access to the bed: right hand side <b>70 cm</b> , left hand side <b>120 cm</b>
Wardrobe doors: <b>there are none</b>	Height of hanger rail: <b>185 cm</b>
Height of wardrobe shelves and drawers: <b>140 cm</b>	
<b>Bathroom in adapted room</b>	
Door: inward opening with a width of <b>77 cm</b>	Clear turning circle inside (diameter): <b>Ø 150 cm</b>
<b>Toilet:</b>	
Seat height: <b>42 cm</b>	Height of flush mechanism: <b>79 cm</b>
Approach area: on either side <b>150 cm and 120 cm</b> , front <b>85 cm</b>	Folding grab bar on right hand side. <b>Adjustable height</b>
Folding grab bar on left hand side. <b>Adjustable height</b>	Distance between bars: <b>65 cm</b>
<b>Basin:</b>	
Height and clearance beneath the basin: <b>68 cm and 59 cm</b>	Tap: <b>mixer tap</b>
Height of the lower edge of the mirror: <b>85 cm</b>	Height of bathroom fittings: <b>80 and 132 cm</b>
<b>Bath:</b>	
Height of bath: <b>47 cm</b>	No horizontal grab bar
Transfer platform: <b>yes</b>	Height of vertical grab bar: <b>70 and 90 cm</b>
Tap: <b>mixer tap on accessible wall</b>	Adjustable shower head height
<b>Adapted bathroom in communal areas</b>	No. of adapted toilets: 3. 1 next to the restaurant, and 2 next to the meeting rooms
Accessible	Door: inward opening door with a width of <b>80 cm</b> and a sliding door with a width of <b>95 cm</b>
Clear turning circle inside (diameter): <b>Ø 150 cm</b>	
<b>Toilet:</b>	
Seat height: <b>41 cm</b>	Height of flush mechanism: <b>94 cm</b>
Approach area: right hand side <b>70 cm</b> , lateral <b>110 cm</b>	Fixed grab bar on right hand side: <b>68 cm</b>
Folding grab bar on left hand side: <b>68 cm</b>	Distance between bars: <b>62 cm</b>



## 4 STAR HOTELS

## NH Eurobuilding



<b>Basin:</b>	
Height and clearance beneath the basin: <b>69 cm and 56 cm</b>	Tap: <b>mixer tap</b>
Height of the lower edge of the mirror: <b>85 cm</b>	Height of bathroom fittings: <b>90-105 cm</b>
<b>Lifts</b>	
<b>Accessible up to the door</b>	Height of call buttons: <b>118-124 cm</b>
Width of door: <b>110 cm</b>	Width and depth of cab: <b>140 and 160 cm</b>
Height of lift buttons: <b>83-135 cm</b>	Height of handrail: <b>90 cm</b>

Other amenities	Location	Access	Main characteristics
Reception	Ground floor	Accessible	Height of reception desk: <b>110 cm</b>
Cafeteria	Ground floor	Accessible	Height of bar: <b>111 cm</b> Height of table: <b>73 cm</b> Height beneath table: <b>70 cm</b> Width beneath table: <b>80 cm</b> Depth beneath table: <b>60 cm</b>
Meeting rooms (28)	Floors PC, PS, E and -S1	Accessible via lift except floor E	Height of table: <b>72 cm</b> Height beneath table: <b>65 cm</b> Width beneath table: <b>90 cm</b> Depth beneath table: <b>90 cm</b>
Parking	Basement -2	Accessible via lift	There are no parking spaces for people with limited mobility ( <b>PRM</b> )


**ACCESSIBILITY – VISUALLY IMPAIRED**
**Signs**

Signs the same size: **yes**, average height of **170-200 cm** and a font size of **≥ 1.5 cm**

Lettering in a colour which contrasts with the background: **no** : Text and symbols: **not in relief and not in Braille**

**Main stairs**

Edge of stairs marked with a non-slip strip in a contrasting colour: **no** : Side protection skirting board of **≥ 12 cm** on both sides: **no**

Steps have a riser: **yes** : All steps are the same height: **yes**  
Steps have nosing: **no**

The space under the stairs is blocked off: **there is none** : Handrail on either side: **no**

Continuous handrails on half-landings: **no** : Handrail extends at top and bottom of stairs: **yes**

Strip of surface of a different texture and contrasting colour at the top and bottom of the stairs: **no**


**Lifts**


Cab with audio signals: **yes** : Control buttons in contrasting colour: **yes**

Keypad with numbers in relief: **no** : Keypad with numbers in Braille: **yes**


**4 STAR HOTELS**

**NH LA HABANA HOTEL**

 Paseo de La Habana, 73  
28036 Madrid

 **Telephone:** 91 443 07 20  
**Fax:** 91 457 75 79

 **Web:** www.nh-hoteles.com

 **Metro with lift:** Colombia

 **Bus:** 14

**ACCESS**

- The entrance has 4 steps and an alternative ramp **4.20 m** long, **88 cm** wide and with an adequate incline of **6.9%**. There is no handrail. The ends of the ramp are not indicated by a distinctively textured and contrastingly coloured floor surface.
- Entrance is through two sets of automatic sliding glass doors which are **1.62 m** wide. The doors are marked with the hotel's logo.
- In the entrance a doormat is correctly fixed to the floor.


**ACCESSIBILITY – HEARING IMPAIRED**
**Room**

Internet connection: **yes** : TV which communicates with reception: **no**

TV with teletext decoder: **yes** : TV has alarm clock with visual alert: **no**

Bedside plug socket: **yes** : Entrance door with peephole: **yes**

Written information on available services: **yes** : Light signals to indicate a knock at the door: **no**

**Communal WCs**

Door lock with visual aid to indicate either free or occupied: **no** : Cubicle doors with a gap underneath to see if there is someone inside: **no**

**Lifts**

Visual signs indicating the floor and direction of movement, both inside and outside the cab: **yes** : Emergency button with a light to show that the emergency call has been received: **no**

**Emergency system**

Emergency alarm systems with visual alerts: **no**


**ACCESSIBILITY – PHYSICALLY DISABLED**

<b>Adapted room (No. 216)</b>	No. of adapted rooms: <b>3</b>
On <b>2<sup>nd</sup> floor</b> , accessible via lift and ramp described under the lift section	Width of door: <b>75 cm</b>
Clear turning circle inside (diameter): <b>Ø 150 cm</b>	Height of climate control: <b>157 cm</b>
Height of bed: <b>60 cm</b>	Space for access to the bed: right hand side <b>65 cm</b> , left hand side <b>122 cm</b>
Wardrobe doors: <b>sliding</b>	Height of hanger rail: <b>157 cm</b>
Height of wardrobe shelves and drawers: <b>70 cm</b>	
<b>Bathroom in adapted room</b>	
Door: inward opening with a width of <b>81 cm</b>	Clear turning circle inside (diameter): <b>Ø 150 cm</b>
<b>Toilet:</b>	
Seat height: <b>42 cm</b>	Height of flush mechanism: <b>75 cm</b>
Approach area: on either side <b>87 cm and 88 cm</b>	No grab bar to facilitate transfer from platform
<b>Basin:</b>	
Height and clearance beneath the basin: <b>82 cm and 59 cm</b>	Tap: <b>mixer tap</b>
Height of the lower edge of the mirror: <b>90 cm</b>	Height of bathroom fittings: <b>136 cm</b>
<b>Bath:</b>	
Height of bath: <b>43 cm</b>	Height of horizontal grab bar: <b>75 cm</b>
Transfer platform: <b>yes</b>	Height of vertical grab bar: <b>75 cm</b>
Tap: <b>mixer tap on narrow wall</b>	Adjustable shower head height: <b>yes, 140 cm</b>
<b>Adapted bathroom in communal areas</b>	
Accessible via lift and ramp described under the lift section	Door: sliding door with a width of <b>92 cm</b>
Clear turning circle inside (diameter): <b>Ø 150 cm</b>	
<b>Toilet:</b>	
Seat height: <b>48 cm</b>	Height of flush mechanism: <b>105 cm</b>
Approach area: left hand side <b>100 cm</b> , front <b>150 cm</b>	Folding grab bar on left hand side: <b>75 cm</b>
Fixed grab bar on right hand side: <b>75 cm</b>	Distance between bars: <b>77 cm</b>
<b>Basin:</b>	
Height and clearance beneath the basin: <b>74 cm and 53 cm</b>	Tap: <b>mixer tap</b>
Height of the lower edge of the mirror: <b>88 cm</b>	Height of bathroom fittings: <b>112 cm</b>



<b>Lifts</b>	No. of lifts: <b>4</b>
On ground floor via a ramp with a width of <b>88 cm</b> and a length of <b>480 cm</b> and an incline of <b>6.9%</b>	Height of call buttons: <b>96 cm</b>
Width of door: <b>80 cm</b>	Width and depth of cab: <b>98 and 118 cm</b>
Height of lift buttons: <b>94-135 cm</b>	

<b>Other amenities</b>	<b>Location</b>	<b>Access</b>	<b>Main characteristics</b>
Reception	Ground floor	Accessible	Height of reception desk: <b>108 cm</b>
Cafeteria	Ground floor	Accessible	Height of bar: <b>110 cm</b> Height of table: <b>60 cm</b> Height beneath table: <b>58 cm</b> Width beneath table: <b>80 cm</b> Depth beneath table: <b>80 cm</b>
Restaurant / Breakfast buffet	Ground floor	Accessible	Height of buffet bar: <b>85 cm</b> Height of table: <b>75 cm</b> Height beneath table: <b>70 cm</b> Width beneath table: <b>100 cm</b> Depth beneath table: <b>80 cm</b>
Meeting rooms (8)	Ground floor	Accessible	Height of table: <b>71 cm</b> Height beneath table: <b>65 cm</b> Width beneath table: <b>80 cm</b> Depth beneath table: <b>80 cm</b>
Parking	Basement -1	Accessible via lift	There are no parking spaces for people with limited mobility ( <b>PRM</b> ), indicated by the disabled parking sign ( <b>ISA</b> )


**ACCESSIBILITY - VISUALLY IMPAIRED**
**Signs**

Signs the same size: **yes**, average height of **74-190 cm** and a font size of **≥ 1.5 cm**

Lettering in a colour which contrasts with the background: **no** Text and symbols: **not in relief and not in Braille**

**Main stairs**

Edge of stairs marked with a non-slip strip in a contrasting colour: **yes** Side protection skirting board of **≥ 12 cm** on both sides: **no**

Steps have a riser: **yes** All steps are the same height: **yes**  
Steps have nosing: **no**

The space under the stairs is blocked off: **no** Handrail on either side: **yes**

Continuous handrails on half-landings: **yes** Handrail extends at top and bottom of stairs: **no**

Strip of surface of a different texture and contrasting colour at the top and bottom of the stairs: **no**


**Lifts**


Cab with audio signals: **yes** Control buttons in contrasting colour: **yes**

Keypad with numbers in relief: **yes** Keypad with numbers in Braille: **no**


**4 STAR HOTELS**


**NH LAS TABLAS HOTEL**

 Avenida de Burgos, 131  
28050 Madrid

 **Telephone:** 91 718 69 99  
**Fax:** 91 718 85 86

 **Web:** www.nh-hotels.com

 **Light rail station with lift:** María Tudor

 **Bus:** 173 and C52

**ACCESS**

- The main entrance to the hotel is accessible and has a level surface.
- It has an automatic revolving glass door which is **1.70 m** wide.
- There is an alternative automatic sliding glass door to the side of the revolving door, which is **1.80 m** wide.
- Neither of the **2** doors is marked with horizontal strips or a logo in a contrasting colour.
- There is a doormat correctly fixed to the floor after the doors.


**ACCESSIBILITY - HEARING IMPAIRED**
**Room**

Internet connection: **yes** TV which communicates with reception: **no**

TV with teletext decoder: **yes** TV has alarm clock with visual alert: **yes**

Bedside plug socket: **yes** Entrance door with peephole: **yes**

Written information on available services: **yes** Light signals to indicate a knock at the door: **no**

**Communal WCs**

Door lock with visual aid to indicate either free or occupied: **no** Cubicle doors with a gap underneath to see if there is someone inside: **no**

**Lifts**

Visual signs indicating the floor and direction of movement, both inside and outside the cab: **yes** Emergency button with a light to show that the emergency call has been received: **yes**

**Emergency system**

Emergency alarm systems with visual alerts: **no**



## ACCOMMODATION



### ACCESSIBILITY – PHYSICALLY DISABLED

<b>Adapted room (No. 122)</b> On <b>1<sup>st</sup> floor</b> , accessible via lift	No. of adapted rooms: <b>3</b> Width of door: <b>83 cm</b> . There is a wardrobe that sticks out reducing the doorway width to <b>78 cm</b>
Clear turning circle inside (diameter): <b>Ø 150 cm</b>	Height of climate control: <b>150 cm</b>
Height of bed: <b>60 cm</b>	Space for access to the bed: right hand side <b>120 cm</b> , left hand side <b>63 cm</b>
Wardrobe doors: swing doors, handles, difficult to open	Height of hanger rail: <b>167 cm</b>
Height of wardrobe shelves and drawers: <b>40-70 cm</b>	
<b>Bathroom in adapted room</b>	
Door: inward opening with a width of <b>80 cm</b>	Clear turning circle inside (diameter): <b>Ø 150 cm</b>
<b>Toilet:</b>	
Seat height: <b>50 cm</b>	Height of flush mechanism: <b>100 cm</b>
Approach area: left hand side <b>60 cm and front 100 cm</b>	No grab bar on the right hand side
<b>Basin:</b>	
Height and clearance beneath the basin: <b>75 cm and 50 cm</b>	Tap: <b>mixer tap</b>
Height of the lower edge of the mirror: <b>88 cm</b>	Height of bathroom fittings: <b>85 cm</b>
<b>Shower:</b>	
Width of approach to shower: <b>170 cm</b>	Shower base: <b>level with the floor</b>
Shower floor: <b>non-slip</b>	Shower chair or stool: <b>no</b>
Height and location of horizontal grab bar: <b>76 cm</b> , on wall to the side of the tap	The horizontal grab bar is in the shape of an "L", so can also be used as a vertical grab bar
Tap: <b>mixer tap</b>	Height of tap: <b>90 cm on accessible wall</b>
Adjustable shower head height: <b>no</b>	There are <b>2</b> folding shower screens on either side that do not hamper entry to the shower
<b>Adapted bathroom in communal areas</b>	No. of adapted toilets: <b>1</b>
On <b>ground floor</b> , accessible	Door: sliding door with a width of <b>80 cm</b>
Clear turning circle inside (diameter): <b>Ø 150 cm</b>	
<b>Toilet:</b>	
Seat height: <b>50 cm</b>	Height of flush mechanism: <b>100 cm</b>
Approach area: left hand side <b>108 cm</b> , front <b>140 cm</b>	No grab bar on the right hand side

## ☆☆☆☆ 4 STAR HOTELS

NH Las Tablas



Folding grab bar on left hand side: <b>61-77 cm</b>	
<b>Basin:</b>	
Height and clearance beneath the basin: <b>73 cm and 60 cm</b>	Tap: <b>mixer tap</b>
Height of the lower edge of the mirror: <b>no mirror</b>	Height of bathroom fittings: <b>100 cm</b>
<b>Lifts</b>	No. of lifts: <b>3</b> . One of which is a panoramic lift. They connect all floors
<b>Accessible up to the door</b>	Height of call buttons: <b>100 cm</b>
Width of door: <b>89 cm</b>	Width and depth of cab: <b>112 and 176 cm</b>
Height of lift buttons: <b>90-120 cm</b>	Height of handrail: <b>90 cm</b>

Other amenities	Location	Access	Main characteristics
Reception	Ground floor	Accessible	Height of reception desk: <b>70 cm and 121 cm</b> . It does not allow wheelchair users access right up to the desk from the front
Cafeteria	Ground floor	Accessible	Height of bar: <b>127 cm</b> Height of table: <b>64 cm</b> Height beneath table: <b>63 cm</b> Width beneath table: <b>60 cm</b> Depth beneath table: <b>25 cm</b> Round tables with central leg
Restaurant / Breakfast buffet	Ground floor	Accessible	Height of buffet bar: <b>83-90 cm</b> Height of table: <b>75 cm</b> Height beneath table: <b>72 cm</b> Width beneath table: <b>79 cm</b> Depth beneath table: <b>35 cm</b> Round tables with central leg
Meeting rooms (5)	Ground floor	Accessible	Height of table: <b>74 cm</b> Height beneath table: <b>70 cm</b> Width beneath table: <b>195 cm</b> Depth beneath table: <b>45 cm</b>
Parking	Outside		There are <b>4</b> parking spaces for people with limited mobility ( <b>PRM</b> ), indicated by the disabled parking sign ( <b>ISA</b> )


**ACCESSIBILITY – VISUALLY IMPAIRED**
**Signs**

Signs the same size: **yes**, average height of **150-190 cm** and a font size of **≥ 1.5 cm**

Lettering in a colour which contrasts with the background: **no**      Text and symbols: **not in relief and not in Braille**

**Main stairs**

Edge of stairs marked with a non-slip strip in a contrasting colour: **yes**      Side protection skirting board of **≥ 12 cm** on both sides: **yes**

Steps have a riser: **yes**      All steps are the same height: **yes**  
Steps have nosing: **no**

The space under the stairs is blocked off: **yes**      Handrail on either side: **yes**

Continuous handrails on half-landings: **no**      Handrail extends at top and bottom of stairs: **yes**


Strip of surface of a different texture and contrasting colour at the top and bottom of the stairs: **no**


**Lifts**

Cab with audio signals: **no**      Control buttons in contrasting colour: **yes**


Keypad with numbers in relief: **yes**      Keypad with numbers in Braille: **yes**


**NH MERCADER HOTEL**

 Carretera Villaverde a Vallecas, km 3,800  
Mercamadrid, Eje 2, 7ª - 7  
28041 Madrid

 **Telephone:** 91 786 63 20  
**Fax:** 91 507 05 41

 **Web:** www.nh-hoteles.com

 **Bus:** 130

**ACCESS**

- The entrance is accessible and has a level surface.
- There is a main revolving door. There is also an alternative swing door.
- Both doors are more than **1 m** wide and are marked with the hotel's logo, although not in a contrasting colour.


**ACCESSIBILITY – HEARING IMPAIRED**
**Room**

Internet connection: **yes**      TV which communicates with reception: **yes**

TV with teletext decoder: **yes**      TV has alarm clock with visual alert: **yes**

Bedside plug socket: **yes**      Entrance door with peephole: **yes**

Written information on available services: **yes**      Light signals to indicate a knock at the door: **no**

**Communal WCs**

Door lock with visual aid to indicate either free or occupied: **no**      Cubicle doors with a gap underneath to see if there is someone inside: **no**

**Lifts**

Visual signs indicating the floor and direction of movement, both inside and outside the cab: **yes**      Emergency button with a light to show that the emergency call has been received: **no**

**Emergency system**

Emergency alarm systems with visual alerts: **no**




**ACCESSIBILITY – PHYSICALLY DISABLED**

<b>Adapted room (No. 125)</b>	No. of adapted rooms: <b>2</b>
On <b>1<sup>st</sup> floor</b> , accessible via lift	Width of door: <b>78 cm</b>
Clear turning circle inside (diameter): <b>Ø 150 cm</b>	Height of climate control: <b>150 cm</b>
Height of bed: <b>51 cm</b>	Space for access to the bed: right hand side <b>90 cm</b> , left hand side <b>90 cm</b>
Height of wardrobe shelves and drawers: <b>30-40 cm</b>	Height of hanger rail: <b>167 cm</b>
<b>Bathroom in adapted room</b>	
Door: inward opening with <b>82 cm</b>	Clear turning circle inside a width of (diameter): <b>Ø 150 cm</b>
<b>Toilet:</b>	
Seat height: <b>42 cm</b>	Height of flush mechanism: <b>103 cm</b>
Approach area: side <b>48 cm</b>	Folding grab bar on approach side
Fixed grab bar on opposite side	Distance between bars: <b>74 cm</b>
<b>Basin:</b>	
Height and clearance beneath the basin: <b>83 cm</b>	Tap: <b>mixer tap</b>
Height of the lower edge of the mirror: <b>105 cm</b>	Height of bathroom fittings: <b>117-158 cm</b>
<b>Shower:</b>	
Shower base: <b>level with the floor</b>	Shower floor: <b>non-slip</b>
Shower chair or stool: <b>no</b>	Height of grab bar: <b>40-86 cm</b>
Tap: <b>mixer tap</b>	
<b>Adapted bathroom in communal areas</b>	
On <b>ground floor</b> , accessible	No. of adapted toilets: <b>1</b>
	Door: sliding door with a width of <b>76 cm</b>
Clear turning circle inside (diameter): <b>Ø 150 cm</b>	
<b>Toilet:</b>	
Seat height: <b>42 cm</b>	Height of flush mechanism: <b>103 cm</b>
Approach area: <b>side 88 cm</b>	Folding grab bar on the approach side
Fixed grab bar on opposite side	Distance between bars: <b>67 cm</b>
<b>Basin:</b>	
Height and clearance beneath the basin: <b>88 cm</b>	Tap: <b>mixer tap</b>
Height of the lower edge of the mirror: <b>103 cm</b>	



<b>Lifts</b>	
<b>Accessible up to the door</b>	Height of call buttons: <b>96-105 cm</b>
Width of door: <b>80 cm</b>	Width and depth of cab: <b>100 and 130 cm</b>
Height of lift buttons: <b>88-115 cm</b>	

<b>Other amenities</b>	<b>Location</b>	<b>Access</b>	<b>Main characteristics</b>
Reception	Ground floor	Accessible	Height of reception desk: <b>111 cm</b>
Cafeteria	Ground floor	Accessible	Height of bar: <b>115 cm</b> Height of table: <b>72 cm</b> Height beneath table: <b>68 cm</b> Width beneath table: <b>70 cm</b> Depth beneath table: <b>80 cm</b>
Restaurant / Breakfast buffet	Ground floor	Accessible	Height of buffet bar: <b>72 cm</b> Height of table: <b>75 cm</b> Height beneath table: <b>68 cm</b> Width beneath table: <b>70 cm</b> Depth beneath table: <b>80 cm</b>
Meeting rooms (1)	Ground floor	Accessible	
Parking	Outside	Accessible	There are no parking spaces for people with limited mobility ( <b>PRM</b> ), indicated by the disabled parking sign ( <b>ISA</b> )


**ACCESSIBILITY - VISUALLY IMPAIRED**
**Signs**

Signs the same size: **yes**, average height of **180-190 cm** and a font size of **≥ 1.5 cm**

Lettering in a colour which contrasts with the background: **no**      Text and symbols: **not in relief and not in Braille**

**Main stairs**

Edge of stairs marked with a non-slip strip in a contrasting colour: **yes**      Side protection skirting board of **≥ 12 cm** on both sides: **yes**

Steps have a riser: **yes**      All steps are the same height: **yes**  
Steps have nosing: **no**

The space under the stairs is blocked off: **yes**      Handrail on either side: **no**

Continuous handrails on half-landings: **no**      Handrail extends at top and bottom of stairs: **no**

Strip of surface of a different texture and contrasting colour at the top and bottom of the stairs: **no**

**Lifts**

Cab with audio signals: **yes**      Control buttons in contrasting colour: **yes**

Keypad with numbers in relief: **yes**      Keypad with numbers in Braille: **yes**


**NH NACIONAL HOTEL**

Paseo del Prado, 48  
28014 Madrid

**Telephone:** 91 429 66 29  
**Fax:** 91 369 15 64

**Web:** www.nh-hotels.com

**Metro with lift:** Atocha Renfe  
**Metro without lift:** Atocha

**Bus:** 6, 10, 14, 26, 27, 32, 34, 37, 45, N8, N10, N11 and N15

**ACCESS**

- The entrance has steps, along with an alternative ramp **1.42 m** wide, **3.27 m** long and which has a non-recommended incline of **12.25%**. The ends of the ramp are not indicated by a distinctively textured or contrastingly coloured floor surface. The ramp has a handrail.
- It has an automatic sliding glass main door which is **1.28 m** wide. It is marked with the hotel's logo.


**ACCESSIBILITY - HEARING IMPAIRED**
**Room**

Internet connection: **yes**      TV which communicates with reception: **yes**

TV with teletext decoder: **yes**      TV has alarm clock with visual alert: **yes**

Bedside plug socket: **yes**      Entrance door with peephole: **no**

Written information on available services: **yes**      Light signals to indicate a knock at the door: **no**

**Communal WCs**

Door lock with visual aid to indicate either free or occupied: **no**      Cubicle doors with a gap underneath to see if there is someone inside: **no**

**Lifts**

Visual signs indicating the floor and direction of movement, both inside and outside the cab: **yes**      Emergency button with a light to show that the emergency call has been received: **no**

**Emergency system**

Emergency alarm systems with visual alerts: **no**


**ACCESSIBILITY - PHYSICALLY DISABLED**

<b>Adapted room (No. 407)</b>	No. of adapted rooms: <b>4</b>
On <b>4<sup>th</sup> floor</b> , accessible via lift	Width of door: <b>79 cm</b>
Clear turning circle inside (diameter): <b>Ø 150 cm</b>	Height of climate control: <b>156 cm</b>
Height of bed: <b>56 cm</b>	Space for access to the bed: right hand side <b>107 cm</b> , left hand side <b>117 cm</b>
Wardrobe doors: <b>sliding</b>	Height of hanger rail: <b>167 cm</b>
Height of wardrobe shelves and drawers: <b>52 cm</b>	
<b>Bathroom in adapted room</b>	
Door: inward opening with a width of <b>80 cm</b>	Clear turning circle inside (diameter): <b>Ø 150 cm</b>
<b>Toilet:</b>	
Seat height: <b>38 cm</b>	Height of flush mechanism: <b>74 cm</b>
Approach area: neither side with <b>≥ 80 cm</b>	Folding grab bar on approach side
Fixed grab bar on opposite side	Distance between bars: <b>70 cm</b>
<b>Basin:</b>	
Height and clearance beneath the basin: <b>72 cm and 60 cm</b>	Tap: <b>mixer tap</b>
Height of the lower edge of the mirror: <b>88 cm</b>	Height of bathroom fittings: <b>88-138 cm</b>
<b>Bath:</b>	
Height of bath: <b>50 cm</b>	Height of grab bar: <b>65 cm</b>
Transfer platform: <b>yes</b>	
<b>Lifts</b>	
<b>Accessible up to the door</b>	Height of call buttons: <b>103-122 cm</b>
Width of door: <b>80 cm</b>	Width and depth of cab: <b>165 and 101 cm</b>
Height of lift buttons: <b>92-136 cm</b>	

Other amenities	Location	Access	Main characteristics
Reception	Ground floor	Accessible	Height of reception desk: <b>87-108 cm</b>
Cafeteria	Ground floor	Accessible	Height of bar: <b>110 cm</b> Height of table: <b>43 cm</b> Height beneath table: <b>42 cm</b> Width beneath table: <b>54 cm</b> Depth beneath table: <b>55 cm</b>
Restaurant / Breakfast buffet	Ground floor	Accessible	Height of table: <b>75cm</b> Height beneath table: <b>73 cm</b> Width beneath table: <b>76 cm</b> Depth beneath table: <b>70 cm</b>
Meeting rooms	Ground floor	Accessible	
Parking	Basement -1	Accessible via lift	There are <b>2</b> parking spaces for people with limited mobility ( <b>PRM</b> ), indicated by the disabled parking sign ( <b>ISA</b> )


**ACCESSIBILITY - VISUALLY IMPAIRED**

<b>Signs</b>	
Signs the same size: <b>yes</b> , average height of <b>172-185 cm</b> and a font size of <b>5 cm</b>	
<b>Main stairs</b>	
Edge of stairs marked with a non-slip strip in a contrasting colour: <b>yes</b>	Side protection skirting board of <b>≥ 12 cm</b> on both sides: <b>yes</b>
Steps have a riser: <b>yes</b>	All steps are the same height: <b>yes</b>
Steps have nosing: <b>no</b>	
The space under the stairs is blocked off: <b>there is none</b>	Handrail on either side: <b>yes</b>
Continuous handrails on half-landings: <b>yes</b>	Strip of surface of a different texture and contrasting colour at the top and bottom of the stairs: <b>no</b>
<b>Lifts</b>	
Cab with audio signals: <b>yes</b>	Control buttons in contrasting colour: <b>no</b>
Keypad with numbers in relief: <b>no</b>	Keypad with numbers in Braille: <b>no</b>



## ACCOMMODATION



### NH PARQUE DE LAS AVENIDAS HOTEL

Calle de Biarritz, 3  
28028 Madrid

**Telephone:** 91 361 02 88  
**Fax:** 91 361 21 62

**Web:** www.nh-hotels.com

**Metro without lift:** Parque de las Avenidas

**Bus:** 43, 53, 74 and N3

#### ACCESS

- The entrance has stairs, along with a ramp **1.50 m** wide and with a non-recommended incline which varies between **5%** and **7%**. There is no handrail and the ends of the ramp are not indicated by a distinctively textured or contrastingly coloured floor surface.
- There are **2** sets of automatic, sliding glass doors, which are **1.50 m** wide and **1.0 m** wide respectively. They are not marked with horizontal strips or a logo in a contrasting colour.



#### ACCESSIBILITY – HEARING IMPAIRED

<b>Room</b>	
Internet connection: <b>yes</b>	TV which communicates with reception: <b>yes</b>
TV with teletext decoder: <b>yes</b>	TV has alarm clock with visual alert: <b>yes</b>
Bedside plug socket: <b>yes</b>	Entrance door with peephole: <b>no</b>
Written information on available services: <b>yes</b>	Light signals to indicate a knock at the door: <b>no</b>
<b>Communal WCs</b>	
Door lock with visual aid to indicate either free or occupied: <b>yes</b>	Cubicle doors with a gap underneath to see if there is someone inside: <b>no</b>
<b>Lifts</b>	
Visual signs indicating the floor and direction of movement, both inside and outside the cab: <b>no</b>	Emergency button with a light to show that the emergency call has been received: <b>no</b>
<b>Emergency system</b>	
Emergency alarm systems with visual alerts: <b>no</b>	



## 4 STAR HOTELS

NH Parque de las Avenidas



#### ACCESSIBILITY – PHYSICALLY DISABLED

<b>Adapted room</b>	No. of adapted rooms: <b>5</b>
Accessible via lift	Width of door: <b>86 cm</b>
Clear turning circle inside (diameter): <b>Ø 120 cm</b>	Height of climate control: <b>155 cm</b>
Height of bed: <b>58 cm</b>	Space for access to the bed: right hand side <b>75 cm</b> , left hand side <b>≥ 90 cm</b>
Height of hanger rail: <b>160 cm</b>	
<b>Bathroom in adapted room</b>	
Door: inward opening with a width of <b>76 cm</b>	Clear turning circle inside (diameter): <b>Ø 150 cm</b>
<b>Toilet:</b>	
Seat height: <b>41 cm</b>	Approach area: <b>side 90 cm</b>
Folding grab bar on approach side	Fixed grab bar on opposite side
<b>Basin:</b>	
Height and clearance beneath the basin: <b>75 cm</b>	Tap: <b>mixer tap</b>
Height of the lower edge of the mirror: <b>97 cm</b>	Height of bathroom fittings: <b>117 cm</b>
<b>Bath:</b>	
Height of bath: <b>46 cm</b>	Width of grab bar: <b>70-97 cm</b>
Transfer platform: <b>no</b>	Height of horizontal grab bar: <b>50-60 cm</b>
Tap: <b>mixer tap</b>	
<b>Adapted bathroom in communal areas</b>	No. of adapted toilets: <b>1</b>
On <b>ground floor</b> , accessible using chairlift	Door: sliding door with a width of <b>99 cm</b>
Clear turning circle inside (diameter): <b>Ø 150 cm</b>	
<b>Toilet:</b>	
Seat height: <b>48 cm</b>	Approach area: <b>side 75 cm</b>
Folding grab bar on the approach side	Fixed grab bar on opposite side
<b>Basin:</b>	
Height of the lower edge of the mirror: <b>92 cm</b>	Height of bathroom fittings: <b>117 cm</b>
<b>Lifts</b>	
<b>Accessible up to the door</b>	Width and depth of cab: <b>140 and 133 cm</b>
Width of door: <b>74.5 cm</b>	

## ACCOMMODATION



Other amenities	Location	Access	Main characteristics
Reception	Ground floor	Accessible	Height of reception desk: <b>106 cm</b>
Cafeteria	Ground floor	Steps with chairlift	Height of bar: <b>110 cm</b> Height of table: <b>73 cm</b> Height beneath table: <b>72 cm</b> Width beneath table: <b>64 cm</b> Depth beneath table: <b>60 cm</b>
Restaurant / Breakfast buffet	Ground floor	Steps with chairlift	Height of table: <b>77 cm</b> Height beneath table: <b>67 cm</b> Width beneath table: <b>60 cm</b> Depth beneath table: <b>60 cm</b>
Meeting rooms (1)	Ground floor	Steps with chairlift	
Parking	Accessible	Accessible via lift. Before reaching the lift, there is a step with no alternative ramp	There are no parking spaces for people with limited mobility ( <b>PRM</b> ), indicated by the disabled parking sign ( <b>ISA</b> )



## ACCESSIBILITY – VISUALLY IMPAIRED

### Signs

Signs the same size: **yes**, average height of **145-180 cm** and a font size of **≥ 1.5 cm**

Lettering in a colour which contrasts with the background: **yes**; Text and symbols: **not in relief and not in Braille**

### Main stairs

Edge of stairs marked with a non-slip strip in a contrasting colour: **no**; Side protection skirting board of **≥ 12 cm** on both sides: **no**

Steps have a riser: **yes**; All steps are the same height: **yes**  
Steps have nosing: **no**

The space under the stairs is blocked off: **yes**; Handrail on either side: **yes, on only one side**

Continuous handrails on half-landings: **yes**; Handrail extends at top and bottom of stairs: **no**

Strip of surface of a different texture and contrasting colour at the top and bottom of the stairs: **no**


### Lifts

Cab with audio signals: **no**; Control buttons in contrasting colour: **yes**

Keypad with numbers in relief: **yes**; Keypad with numbers in Braille: **yes**



## 4 STAR HOTELS



### NH PASEO DEL PRADO HOTEL

Plaza de Cánovas del Castillo, 4  
28014 Madrid

Telephone: 91 330 24 00  
Fax: 91 429 28 87

Web: [www.nh-hotels.com](http://www.nh-hotels.com)

Metro without lift: Banco de España

Bus: 10, 14, 19, 27, 34, 37, 45 and 146

### ACCESS

- The entrance is accessible and has a level surface.
- There is a manually revolving main door which is **95 cm** wide. There is a manually operated swing door on either side of the main door, one measuring **67 cm** wide and the other **87 cm** wide.
- All **3** doors are made of glass, but none of them are marked with horizontal strips or a logo in a contrasting colour.



## ACCESSIBILITY – HEARING IMPAIRED

### Room

Internet connection: **yes**; TV which communicates with reception: **no**

TV with teletext decoder: **yes**; TV has alarm clock with visual alert: **yes**

Bedside plug socket: **yes**; Entrance door with peephole: **yes**

Written information on available services: **yes**; Light signals to indicate a knock at the door: **no**

### Communal WCs

Door lock with visual aid to indicate either free or occupied: **yes**; Cubicle doors with a gap underneath to see if there is someone inside: **yes**

### Lifts

Visual signs indicating the floor and direction of movement, both inside and outside the cab: **yes**; Emergency button with a light to show that the emergency call has been received: **no**

### Emergency system

Emergency alarm systems with visual alerts: **no**



## ACCOMMODATION



### ACCESSIBILITY – PHYSICALLY DISABLED

<b>Adapted room (No. 214)</b>	No. of adapted rooms: <b>2</b>
On <b>2<sup>nd</sup> floor</b> , accessible via lift	Width of door: <b>77 cm</b>
Clear turning circle inside (diameter): <b>Ø 150 cm</b>	Height of climate control: <b>155 cm</b>
Height of bed: <b>58 cm</b>	Space for access to the bed: right hand side <b>127 cm</b> , left hand side <b>130 cm</b>
Wardrobe doors: <b>knobs, difficult to open</b>	Height of hanger rail: <b>185 cm</b>
Height of wardrobe shelves and drawers: <b>76 cm</b>	
<b>Bathroom in adapted room</b>	
Door: sliding door with a width of <b>80 cm</b>	Clear turning circle inside (diameter): <b>Ø 150 cm</b>
<b>Toilet:</b>	
Seat height: <b>40 cm</b>	Height of flush mechanism: <b>100 cm</b>
Approach area: left hand side <b>64 cm</b> , front <b>150 cm</b>	Fixed vertical grab bar on right hand side: <b>70 cm</b>
Folding grab bar on left hand side: <b>62-82 cm</b>	Distance between bars: <b>74 cm</b>
<b>Basin:</b>	
Height and clearance beneath the basin: <b>69 and 40 cm</b>	Tap: <b>mixer tap</b>
Height of the lower edge of the mirror: <b>90 cm</b>	Height of bathroom fittings: <b>81-110 cm</b>
<b>Shower:</b>	
Approach area: <b>150 cm</b>	Shower base: <b>level with the floor</b>
Shower floor: <b>non-slip</b>	Shower chair or stool: <b>no</b>
Height and location of horizontal grab bar: <b>106 cm</b> , on wall to side of tap	Vertical grab bar which is used for adjusting the height of the shower head
Tap: <b>mixer tap</b>	Height of tap: <b>90-120 cm</b> on accessible wall
Adjustable shower head height: <b>yes</b>	Shower screen that opens outwards
<b>Adapted bathroom in communal areas</b>	
On <b>floor -1</b> , accessible via lift	No. of adapted toilets: <b>1</b>
Door: inward opening with a width of <b>82 cm</b>	
Clear turning circle inside (diameter): <b>Ø 150 cm</b>	
<b>Toilet:</b>	
Seat height: <b>41 cm</b>	Height of flush mechanism: <b>100 cm</b>
Approach area: left hand side <b>92 cm</b> , front <b>210 cm</b>	Fixed grab bar on the right hand side: <b>70 cm</b>



## 4 STAR HOTELS NH Paseo del Prado



Folding grab bar on left hand side: <b>65-80 cm</b>	Distance between bars: <b>56 cm</b>
<b>Basin:</b>	
Height and clearance beneath the basin: <b>77 cm and 30 cm</b>	Tap: <b>mixer tap</b>
Height of the lower edge of the mirror: <b>89 cm</b>	Height of bathroom fittings: <b>76-80 cm</b>
<b>Lifts</b>	
<b>Accessible up to the door</b>	No. of lifts: <b>2</b>
Width of door: <b>80 cm</b>	Height of call buttons: <b>113 cm</b>
	Width and depth of cab: <b>98 and 128 cm</b>
Height of lift buttons: <b>98-123 cm</b>	No handrail

Other amenities	Location	Access	Main characteristics
Reception	Ground floor	Accessible	Height of reception desk: <b>125 cm</b>
Cafeteria / Restaurant	Ground floor	Accessible. There are two steps between the dining room and the bar	Height of bar: <b>115 cm</b> Height of table: <b>45 cm</b>
Breakfast buffet	Basement -1	Accessible via lift	Height of buffet bar: <b>76-90 cm</b> Height of table: <b>76 cm</b> Height beneath table: <b>72 cm</b> Width beneath table: <b>70 cm</b> Depth beneath table: <b>35 cm</b> Tables with central leg
Meeting rooms (4)	Ground floor	Accessible	Height of table: <b>73 cm</b> Height beneath table: <b>70 cm</b> Width beneath table: <b>320 cm</b> Depth beneath table: <b>52 cm</b>

### ACCESSIBILITY – VISUALLY IMPAIRED

#### Signs

Signs the same size: **yes**, average height of **170-180 cm** and a font size of **≥ 1.5 cm**

Lettering in a colour which contrasts with the background: **no** : Text and symbols: **not in relief and not in Braille**

#### Main stairs

Edge of stairs marked with a non-slip strip in a contrasting colour: **no** : Side protection skirting board of **≥ 12 cm** on both sides: **yes**

Steps have a riser: **yes** : All steps are the same height: **yes**  
Steps have nosing: **no**

The space under the stairs is blocked off: **there is none** : Handrail on either side: **on only one side**

Continuous handrails on half-landings: **yes** : Handrail extends at top and bottom of stairs: **no**

Strip of surface of a different texture and contrasting colour at the top and bottom of the stairs: **no**

#### Lifts

Cab with audio signals: **no** : Control buttons in contrasting colour: **yes**

Keypad with numbers in relief: **yes** : Keypad with numbers in Braille: **yes**



### NH RIBERA DEL MANZANARES

Paseo Virgen del Puerto, 57  
28005 Madrid

Telephone: 91 364 32 48  
Fax: 91 365 98 85

Web: [www.nh-hotels.com](http://www.nh-hotels.com)

Metro with lift: Pirámides

Bus: 36 and 50

#### ACCESS

- The entrance to the hotel is level with the street. It has a clearance width of **2 m**.
- The main entranceway to the hotel is level. It comprises two double sets of automatic sliding glass doors. Both have a width of **1.40 m**. Both are marked with the hotel logo but not in contrasting colours.
- The door has a video intercom at a height of **1.41 m**. Video intercom is operated using a single button.
- Between the sets of doors is a doormat that is securely affixed to the ground.
- There is an accessible route that takes guests straight to the reception and help desk.



### ACCESSIBILITY – HEARING IMPAIRED

#### Room

Internet connection: **yes** : TV which communicates with reception: **yes**

TV with teletext decoder: **no** : TV has alarm clock with visual alert: **no**

Bedside plug socket: **yes** : Entrance door with peephole: **yes**

Written information on available services: **no** : Light signals to indicate a knock at the door: **no**

#### Communal WCs

Door lock with visual aid to indicate either free or occupied: **no** : Cubicle doors with a gap underneath to see if there is someone inside: **no**

#### Lifts

Visual signs indicating the floor and direction of movement, both inside and outside the cab: **yes** : Emergency button with a light to show that the emergency call has been received: **yes**

#### Emergency system

Emergency alarm systems with visual alerts: **no**



## ACCOMMODATION

### ACCESSIBILITY – PHYSICALLY DISABLED

<b>Adapted room (No. 225)</b>	Number of adapted rooms: <b>5</b>
On the <b>2nd floor</b> accessible via lift	Width of door: <b>84 cm</b>
Clear turning circle inside (diameter): <b>Ø 150 cm</b>	Height of climate control: <b>135 cm</b>
Height of bed: <b>60 cm</b>	Space for access to the bed: right hand side <b>170 cm</b> , left hand side <b>70 cm</b>
Wardrobe doors: easy to open sliding doors without handles	Height of hanger rail: <b>173 cm</b>
Min. and max. height of wardrobe shelves and drawers: <b>50 cm and 180 cm</b>	
<b>Bathroom in adapted room</b>	
Door: Sliding door with a width of <b>87 cm</b>	Clear turning circle inside (diameter): <b>Ø 150 cm</b>
<b>Toilet:</b>	
Seat height: <b>40 cm</b>	Height of flush mechanism: <b>100 cm</b>
Approach area: right hand side <b>130 cm</b> , front <b>91 cm</b>	Folding grab bar on the right hand side: <b>58 - 73 cm</b>
Fixed horizontal grab bar on the left hand side: <b>76 cm</b>	Distance between bars: <b>71 cm</b>
<b>Basin:</b>	
Height and clearance beneath the basin: <b>74 cm and 57 cm</b>	Tap: mixer tap easy to use
Height of the lower edge of the mirror: <b>86 cm</b>	Min. and max. height of bathroom fittings: <b>80 cm and 120 cm</b>
<b>Shower:</b>	
Width and depth of approach area: <b>115 cm and 195 cm</b>	Shower base: level with the floor
Shower floor: non-slip	Shower chair or seat: fixed and folding seats
Height and location of horizontal grab bar: <b>77 cm</b> on the same wall as the tap	Height and location of vertical grab bar: <b>80 – 140 cm</b> on same wall as tap
Tap: mixer tap easy to use	Height of the tap: <b>100 cm</b> on wall perpendicular to the fixed seat
Adjustable height shower head: <b>100 - 150 cm</b>	Shower screen: yes – one part fixed, the other folding, with a gap between them
<b>Adapted toilets in communal areas</b>	
	Total number of adapted toilets: <b>6</b> adapted cubicles, <b>3</b> per sex located in toilets in communal areas
Location: In communal areas. Review made of male toilets	Mezzanine floor - accessible via lift
Bathroom door: inward opening door with a width of <b>84 cm</b>	Cubicle door: inward opening door with a width of <b>84 cm</b>
Clear turning circle inside (diameter): <b>Ø 150 cm</b>	

## ★★★★ 4 STAR HOTELS

NH Ribera del Manzanares



<b>Toilet:</b>	
Seat height: <b>40 cm</b>	Height of flush mechanism: <b>100 cm</b>
Approach area: left hand side <b>106 cm</b> and frontal <b>154 cm</b>	Grab bar on the right hand side: <b>none</b>
Folding grab bar on the left hand side at height of <b>52 – 74 cm</b>	
<b>Basin:</b>	
Height and clearance beneath the basin: <b>74 cm and 52 cm</b>	Tap: mixer tap easy to use
Height of the lower edge of the mirror: <b>90 cm</b>	Min. and max. height of bathroom fittings: <b>90 cm and 120 cm</b>
<b>Lifts</b>	
Floors served: all floors	Total number of lifts: <b>3</b>
Height of call buttons: <b>97 - 103 cm</b>	Accessible up to the door
Width and depth of cab: <b>105 and 140 cm</b>	Width of door: <b>80 cm</b>
Height of handrail: <b>97 cm</b>	Min. and max. height of the call buttons: <b>90 cm and 120 cm</b>
	Mirror opposite the door: no, but there is one on the side wall

Other amenities	Location	Access	Main characteristics
Reception	Ground floor	Accessible	Height of reception desk: <b>86 - 115 cm</b> – on two levels
Cafeteria	Ground floor	Accessible	Height of bar: <b>110 cm</b> Height of table: <b>76 cm</b> Height beneath table <b>73 cm</b> Width beneath table: <b>69 cm</b> Depth beneath table: <b>30 cm</b>
Restaurant / Breakfast buffet	Ground floor	Accessible	Height of buffet bar: <b>93 - 96 cm</b> Height of table: <b>76 cm</b> Height beneath table <b>73 cm</b> Width beneath table: <b>69 cm</b> Depth beneath table: <b>30 cm</b>
Meeting rooms (12)	Ground floor and mezzanine	Accessible via lift	Height of table: <b>77 cm</b> Height beneath table <b>70 cm</b> Width beneath table: <b>142 cm</b> Depth beneath table: <b>46 cm</b>
Gym	Basement floor -1	Accessible via lift	With specially adapted changing rooms and toilets



## ACCOMMODATION



Other amenities	Location	Access	Main characteristics
Parking	Basement floors -1 and -2	Accessible via lift	There are 4 parking space reserved for people with reduced mobility ( <b>PRM</b> ), indicated by the disabled parking sign ( <b>ISA</b> ). The reserved parking spaces have a lateral approach area of <b>120 cm</b>



## ACCESSIBILITY - VISUALLY IMPAIRED

### Bedrooms

Colour of door contrasts with adjacent walls: <b>yes</b>	Information about hotel services available in Braille: <b>no</b> and in large print: <b>no</b>
Room lighting with dimmer switch: <b>no</b>	TV remote control with large numbers: <b>yes</b> and in contrasting colours: <b>yes</b>
Room free of projecting elements: <b>no</b>	Audible signals to indicate emergency alarm: <b>yes</b>

### Signs

Signs the same size: **yes**, average height of **180 cm** and a font size of **3 cm**

Lettering in a colour which contrasts with the background: <b>yes</b>	Text and symbols: not in relief and not in Braille
---	--

### Main stairs

Edge of stairs marked with a non-slip strip in a contrasting colour: <b>no</b>	Side protection skirting board of <b>12 cm</b> on both sides: <b>no</b> , only on one side
Steps have a riser: <b>yes</b>	
Steps have nosing: <b>no</b>	All steps are the same height: <b>yes</b>
The space under the stairs is blocked off: <b>yes</b>	Handrail on either side: <b>yes</b> , just on one side
Continuous handrails on half-landings: <b>no</b>	Handrail extends past the top and bottom of stairs: <b>no</b>
Distinctively textured and contrastingly coloured strip at the top and bottom of the stairs: <b>no</b>	

### Lifts

Cab with audio signals: <b>yes</b>	Control buttons in contrasting colours: <b>yes</b>
Keypad with numbers in relief: <b>yes</b>	Keypad with numbers in Braille: <b>yes</b>
Strip of surface of a different texture and contrasting colour at entrance to lift: <b>no</b>	

### Emergency System






Audible alarm system in place in case of emergency: **yes**



## 4 STAR HOTELS



### NOVOTEL CAMPO DE LAS NACIONES HOTEL

-  Calle de Ámsterdam, 3  
28042 Madrid
-  Telephone: 91 721 18 18  
Fax: 91 721 16 86
-  Web: [www.novotel.com](http://www.novotel.com)
-  Metro with lift:  
Campo de las Naciones
-  Bus: 122

### ACCESS

- The entrance is accessible and has a level surface.
- There is an automatic revolving door which is **2 m** wide. There are 2 swing doors on either side of the main door which are **90 cm** wide.
- All of the doors are made of glass, but none of them are marked with horizontal strips or a logo in a contrasting colour.



## ACCESSIBILITY - HEARING IMPAIRED

<b>Room</b>	
Internet connection: <b>yes</b>	TV which communicates with reception: <b>no</b>
TV with teletext decoder: <b>yes</b>	TV has alarm clock with visual alert: <b>no</b>
Bedside plug socket: <b>yes</b>	Entrance door with peephole: <b>no</b>
Written information on available services: <b>yes</b>	Light signals to indicate a knock at the door: <b>no</b>
<b>Communal WCs</b>	
Door lock with visual aid to indicate either free or occupied: <b>no</b>	Cubicle doors with a gap underneath to see if there is someone inside: <b>no</b>
<b>Lifts</b>	
Visual signs indicating the floor and direction of movement, both inside and outside the cab: <b>yes</b>	Emergency button with a light to show that the emergency call has been received: <b>no</b>
<b>Emergency system</b>	
Emergency alarm systems with visual alerts: <b>no</b>	



## ACCOMMODATION



### ACCESSIBILITY – PHYSICALLY DISABLED

<b>Adapted room (No. 206)</b>	No. of adapted rooms: <b>4</b>
On <b>2<sup>nd</sup> floor</b> , accessible via lift	Width of door: <b>85 cm</b>
Clear turning circle inside (diameter): <b>Ø 150 cm</b>	Height of climate control: <b>90 cm</b>
Height of bed: <b>55 cm</b>	Space for access to the bed: right hand side <b>187 cm</b>
Wardrobe doors: there are none	Height of hanger rail: <b>132 cm</b>
Height of wardrobe shelves and drawers: <b>140 cm</b>	
<b>Bathroom in adapted room</b>	
Door: outward opening with a width of <b>81 cm</b>	Clear turning circle inside (diameter): <b>Ø 150 cm</b>
<b>Toilet</b>	
Seat height: <b>42 cm</b>	Height of flush mechanism: <b>100 cm</b>
Approach area: right hand side <b>180 cm</b> , front <b>180 cm</b>	Folding vertical grab bar on right hand side: <b>74-91 cm</b>
Fixed grab bar on left hand side: <b>80 cm</b>	
<b>Basin:</b>	
Height and clearance beneath the basin: <b>65 and 20 cm</b>	Tap: <b>mixer tap</b>
Height of the lower edge of the mirror: <b>96 cm</b>	Height of bathroom fittings: <b>82 cm</b>
<b>Shower:</b>	
Approach area: <b>135 cm</b>	Shower base: <b>level with the floor</b>
Shower floor: <b>non-slip</b>	Shower chair or stool: <b>no</b>
Height and location of horizontal grab bar: <b>90 cm</b> , on same wall as tap	Height and location of vertical grab bar: <b>100-170 cm</b> , same wall as tap
Tap: <b>mixer tap</b>	Height of tap: <b>80 cm on accessible wall</b>
Adjustable shower head height: <b>yes</b>	No shower screen or curtain
<b>Adapted bathroom in communal areas</b>	
On <b>ground floor</b> , accessible	No. of adapted toilets: <b>1</b>
	Door: inward opening with a width of <b>86 cm</b>
Clear turning circle inside (diameter): <b>Ø 150 cm</b>	
<b>Toilet:</b>	
Seat height: <b>40 cm</b>	Height of flush mechanism: <b>74 cm</b>
Approach area: left hand side <b>83 cm</b> , front <b>157 cm</b>	Fixed grab bar on the right hand side: <b>84 cm</b>
No grab bar on left hand side	
<b>Basin:</b>	
Height and clearance beneath the basin: <b>76 cm and 13 cm</b>	Tap: <b>mixer tap</b>



## ☆☆☆☆ 4 STAR HOTELS

Novotel  
Campo de las Naciones



Height of the lower edge of the mirror: <b>86 cm</b>	Height of bathroom fittings: <b>120-130 cm</b>
<b>Lifts</b>	No. of lifts: <b>3</b>
<b>Accessible up to the door</b>	Height of call buttons: <b>115 cm</b>
Width of door: <b>80 cm</b>	Width and depth of cab: <b>116 and 127 cm</b>
Height of lift buttons: <b>107-122 cm</b>	No handrail

Other amenities	Location	Access	Main characteristics
Reception	Ground floor	Accessible	Height of reception desk: <b>120 cm</b>
Cafeteria	Ground floor	Accessible	Height of bar: <b>115 cm</b> Height of table: <b>72 cm</b> Height beneath table: <b>70 cm</b> Width beneath table: <b>70 cm</b> Depth beneath table: <b>35 cm</b>
Restaurant / Breakfast buffet	Ground floor	Accessible	Height of buffet bar: <b>80-90 cm</b> Height of table: <b>71 cm</b> Height beneath table: <b>70 cm</b> Width beneath table: <b>80 cm</b> Depth beneath table: <b>35 cm</b>
Meeting rooms (8)	Ground floor	Accessible	Height of table: <b>73 cm</b> Height beneath table: <b>70 cm</b> Width beneath table: <b>150 cm</b> Depth beneath table: <b>70 cm</b>
Pool	First floor	Accessible via lift	No hoist for getting into the pool. No specially adapted changing rooms or toilets
Parking	Basement -1	Accessible via lift	There are <b>2</b> parking spaces for people with limited mobility ( <b>PRM</b> ), indicated by the disabled parking sign ( <b>ISA</b> )


**ACCESSIBILITY – VISUALLY IMPAIRED**
**Signs**

Signs the same size: **yes**, average height of **150 cm** and a font size of  $\geq$  **1.5 cm**

Lettering in a colour which contrasts with the background: **yes**; Text and symbols: **not in relief** and **not in Braille**

**Main stairs**

Edge of stairs marked with a non-slip strip in a contrasting colour: **yes**; Side protection skirting board of  $\geq$  **12 cm** on both sides: **on only one side**

Steps have a riser: **yes**; All steps are the same height: **yes**  
Steps have nosing: **no**

The space under the stairs is blocked off: **there is none**; Handrail on either side: **yes**

Continuous handrails on half-landings: **yes**; Handrail extends at top and bottom of stairs: **no**

Strip of surface of a different texture and contrasting colour at the top and bottom of the stairs: **no**


**Lifts**

Cab with audio signals: **yes**; Control buttons in contrasting colour: **yes**


Keypad with numbers in relief: **yes**; Keypad with numbers in Braille: **no**


**NOVOTEL MADRID SANCHINARRO HOTEL**

 Calle de Sanchinarro, 15  
28050 Madrid

 **Telephone:** 91 302 51 03  
**Fax:** 91 302 18 10

 **Web:** www.novotel.com

 **Bus:** 150 and 229

**ACCESS**

- The entrance is accessible and has a level surface.
- There is a manual revolving glazed door which is **90 cm** wide. It is not marked with horizontal strips or a logo in a contrasting colour.
- There is an alternative swing door on either side of the main door, both of which are **80 cm** wide.


**ACCESSIBILITY – HEARING IMPAIRED**
**Room**

Internet connection: **yes**; TV which communicates with reception: **no**

TV with teletext decoder: **yes**; TV has alarm clock with visual alert: **no**

Bedside plug socket: **yes**; Written information on available services: **yes**

**Communal WCs**

Door lock with visual aid to indicate either free or occupied: **no**; Cubicle doors with a gap underneath to see if there is someone inside: **no**

**Lifts**

Visual signs indicating the floor and direction of movement, both inside and outside the cab: **yes**; Emergency button with a light to show that the emergency call has been received: **no**

**Emergency system**

Emergency alarm systems with visual alerts: **no**



## ACCOMMODATION



### ACCESSIBILITY – PHYSICALLY DISABLED

<b>Adapted room (No. 315)</b>	No. of adapted rooms: <b>3</b>
On <b>3<sup>rd</sup> floor</b> , accessible via lift	Width of door: <b>87 cm</b>
Clear turning circle inside (diameter): <b>Ø 150 cm</b>	Height of climate control: <b>163 cm</b>
Height of bed: <b>55 cm</b>	Space for access to the bed: right hand side <b>90 cm</b> , left hand side <b>90 cm</b>
Wardrobe doors: <b>there are none</b>	Height of hanger rail: <b>140 cm</b>
Height of wardrobe shelves and drawers: <b>40 cm</b>	
<b>Bathroom in adapted room</b>	
Door: outward opening with a width of <b>86 cm</b>	Clear turning circle inside (diameter): <b>Ø 150 cm</b>
<b>Toilet</b>	
Seat height: <b>41 cm</b>	Height of flush mechanism: <b>100 cm</b>
Approach area: right hand side <b>&gt; 80 cm</b>	Folding vertical grab bar on right hand side: <b>50-73 cm</b>
Folding vertical grab bar on left hand side: <b>50-73 cm</b>	Distance between bars: <b>75 cm</b>
<b>Basin:</b>	
Height and clearance beneath the basin: <b>71 and 45 cm</b>	Tap: <b>mixer tap</b>
Height of the lower edge of the mirror: <b>88 cm</b>	Height of bathroom fittings: <b>112-132 cm</b>
<b>Shower:</b>	
Approach area: <b>120 cm</b>	Shower base: <b>level with the floor</b>
Shower floor: <b>non-slip</b>	Shower chair or stool: <b>fixed</b>
No horizontal grab bar	No vertical grab bar
Tap: <b>mixer tap</b>	Height of tap: <b>91 cm on accessible wall</b>
Adjustable shower head height: <b>no</b>	Shower curtain
<b>Adapted bathroom in communal areas</b>	
On <b>ground floor</b> , accessible	No. of adapted toilets: <b>1</b>
Clear turning circle inside (diameter): <b>Ø 150 cm</b>	Door: inward opening with a width of <b>87 cm</b>
<b>Toilet:</b>	
Seat height: <b>41 cm</b>	Height of flush mechanism: <b>100 cm</b>
Approach area: right hand side <b>84 cm</b>	No grab bars
<b>Basin:</b>	
Height and clearance beneath the basin: <b>76 cm and 54 cm</b>	Tap: <b>mixer tap</b>
Height of the lower edge of the mirror: <b>92 cm</b>	Height of bathroom fittings: <b>120 cm</b>



## ☆☆☆☆ 4 STAR HOTELS

Novotel  
Madrid Sanchinarro



<b>Lifts</b>	
Accessible up to the door	Height of call buttons: <b>110 cm</b>
Width of door: <b>81 cm</b>	Width and depth of cab: <b>110 and 147 cm</b>
Height of lift buttons: <b>90-110 cm</b>	Height of handrail: <b>88 cm</b>

Other amenities	Location	Access	Main characteristics
Reception	Ground floor	Accessible	Height of reception desk: <b>116 cm</b>
Cafeteria	Ground floor	Accessible	Height of bar: <b>116 cm</b> Height of table: <b>62 cm</b> Height beneath table: <b>56 cm</b> Width beneath table: <b>63 cm</b> Depth beneath table: <b>80 cm</b>
Restaurant / Breakfast buffet	Ground floor	Accessible	Height of buffet bar: <b>90 cm</b> Height of table: <b>77 and 69 cm</b> Height beneath table: <b>73 and 65 cm</b> Width beneath table: <b>80 cm</b> Depth beneath table: <b>36 cm</b>
Meeting rooms (1)	Ground floor	Accessible	Height of table: <b>73 cm</b> Height beneath table: <b>68 cm</b> Width beneath table: <b>150 cm</b> Depth beneath table: <b>70 cm</b>
Pool	Ground floor	Accessible via ramp with a width of <b>1.4 m</b> , a length of <b>9.7 m</b> and an adequate incline of <b>5.2%</b> . There is no handrail	No hoist for getting into the pool. No specially adapted changing rooms or toilets
Parking	Basement -1, -2 and -3	Accessible via lift	There is <b>1</b> parking space for people with limited mobility ( <b>PRM</b> ), indicated by the disabled parking sign ( <b>ISA</b> )


**ACCESSIBILITY – VISUALLY IMPAIRED**
**Signs**

Signs the same size: **yes**, average height of **180 cm** and a font size of  $\geq$  **1.5 cm**

Lettering in a colour which contrasts with the background: **yes** and **not in Braille**

**Main stairs**

Edge of stairs marked with a non-slip strip in a contrasting colour: **no**

Text and symbols: **not in relief**

Side protection skirting board of  $\geq$  **12 cm** on both sides: **no**

Steps have a riser: **yes**

All steps are the same height: **yes**

Steps have nosing: **no**

The space under the stairs is blocked off: **no**

Handrail on either side: **no**

Continuous handrails on half-landings: **no**

Handrail extends at top and bottom of stairs: **no**

Strip of surface of a different texture and contrasting colour at the top and bottom of the stairs: **no**

**Lifts**


Cab with audio signals: **no**


Control buttons in contrasting colour: **yes**

Keypad with numbers in relief: **yes**

Keypad with numbers in Braille: **no**


**NOVOTEL PUENTE DE LA PAZ HOTEL**

 Calle de Albacete, 1  
28027 Madrid

 **Telephone:** 91 724 76 00  
**Fax:** 91 724 76 10

 **Web:** www.sofitel.com

 **Metro without lift:** Barrio de la Concepción

 **Bus:** 53

**ACCESS**

- The entrance is accessible and has a level surface.
- It has an automatic revolving main door which is **80 cm** wide. It is not marked with horizontal strips or a logo in a contrasting colour.


**ACCESSIBILITY – HEARING IMPAIRED**
**Room**

Internet connection: **yes**

TV which communicates with reception: **no**

TV with teletext decoder: **yes**

TV has alarm clock with visual alert: **no**

Bedside plug socket: **yes**

Entrance door with peephole: **no**

Written information on available services: **yes**

Light signals to indicate a knock at the door: **no**

**Communal WCs**

Door lock with visual aid to indicate either free or occupied: **no**

Cubicle doors with a gap underneath to see if there is someone inside: **yes**

**Lifts**

Visual signs indicating the floor and direction of movement, both inside and outside the cab: **yes**

Emergency button with a light to show that the emergency call has been received: **no**

**Emergency system**

Emergency alarm systems with visual alerts: **no**


**ACCESSIBILITY – PHYSICALLY DISABLED**

<b>Adapted room</b>	No. of adapted rooms: <b>4</b>
Accessible via lift	Width of door: <b>85 cm</b>
Clear turning circle inside (diameter): <b>Ø 150 cm</b>	Height of climate control: <b>134 cm</b>
Height of bed: <b>46 cm</b>	Space for access to the bed: on one side <b>100 cm</b>
Wardrobe doors: <b>there are none</b>	Height of hanger rail: <b>151 cm</b>
<b>Bathroom in adapted room</b>	
Door: width of <b>86 cm</b>	Clear turning circle inside (diameter): <b>Ø 150 cm</b>
<b>Toilet</b>	
Seat height: <b>42 cm</b>	Height of flush mechanism: <b>81 cm</b>
Approach area: on one side <b>≥ 80 cm</b>	Fixed grab bar on opposite side to approach
No grab bar on approach side	
<b>Basin:</b>	
Height and clearance beneath the basin: <b>60 and 21 cm</b>	Tap: <b>mixer tap</b>
Height of the lower edge of the mirror: <b>91 cm</b>	Height of bathroom fittings: <b>125 cm</b>
<b>Bath:</b>	
Height of bath: <b>61 cm</b>	No horizontal grab bar
Transfer platform: <b>no</b>	Height of vertical grab bar: <b>50-72 cm</b>
<b>Adapted bathroom in communal areas</b>	
On <b>ground floor</b> , accessible	Door: width of <b>84 cm</b>
Clear turning circle inside (diameter): <b>Ø 150 cm</b>	
<b>Toilet:</b>	
Seat height: <b>42 cm</b>	Height of flush mechanism: <b>81 cm</b>
Approach area: on one side <b>≥ 80 cm</b>	Fixed grab bar on opposite side to approach
No grab bar on approach side	
<b>Basin:</b>	
Height and clearance beneath the basin: <b>81 cm and 66 cm</b>	Tap: <b>mixer tap</b>
Height of the lower edge of the mirror: <b>91 cm</b>	Height of bathroom fittings: <b>91-122 cm</b>
<b>Lifts (panoramic)</b>	
<b>Accessible up to the door</b>	Height of call buttons: <b>103-125 cm</b>
Width of door: <b>80 cm</b>	Width and depth of cab: <b>131 and 131 cm</b>
Height of lift buttons: <b>102-141 cm</b>	Height of handrail: <b>96 cm</b>



Other amenities	Location	Access	Main characteristics
Reception	Ground floor	Accessible	Height of reception desk: <b>105 cm</b>
Cafeteria / Restaurant	Ground floor	Accessible	Height of table: <b>72 cm</b> Height beneath table: <b>70 cm</b> Depth beneath table: <b>48 cm</b>
Breakfast buffet	Ground floor	Accessible	Height of table: <b>72 cm</b> Height beneath table: <b>70 cm</b> Depth beneath table: <b>48 cm</b>
Meeting rooms	Ground floor	Accessible	
Pool		Alternative ramp available	No hoist for getting into the pool. No specially adapted changing rooms or toilets
Exterior parking	Ground floor	Accessible	There are <b>4</b> parking spaces for people with limited mobility ( <b>PRM</b> ), indicated by the disabled parking sign ( <b>ISA</b> )
Under-ground parking	Basement -1	Accessible via lift	There are <b>2</b> parking spaces for people with limited mobility ( <b>PRM</b> )

### ACCESSIBILITY – VISUALLY IMPAIRED

#### Signs

Signs the same size: yes, average height of **180 cm** and a font size of **≥ 1.5 cm**

#### Main stairs

Edge of stairs marked with a non-slip strip in a contrasting colour: **yes**      Side protection skirting board of **≥ 12 cm** on both sides: **no**

Steps have a riser: **yes**      All steps are the same height: **yes**  
Steps have nosing: **no**

Strip of surface of a different texture and contrasting colour at the top and bottom of the stairs: **no**

#### Lifts

Cab with audio signals: **no**      Control buttons in contrasting colour: **yes**


Keypad with numbers in relief: **yes**      Keypad with numbers in Braille: **yes**





## 4 STAR HOTELS



### NUEVO BOSTON HOTEL

 Avenida de Aragón, 332  
28022 Madrid

 Telephone: 91 748 16 13  
 Fax: 91 784 16 06

 Web: [www.hotelnuevoboston.com](http://www.hotelnuevoboston.com)

 Bus: 222 to 227 from Avenida de America



#### ACCESS

- The entrance to the hotel is level with the street. It has a clearance width of **1.14 m**.
- The main entranceway to the hotel is accessible.
- There are two sets of automatic double glass doors each with a clearance width of **1.50 m**. Both are marked with the hotel logo but not in contrasting colours.
- There is a doorbell and a video intercom at a height of **1.53 m**. There is a single button to press on the video intercom.
- Located before the doors and between them are doormats that are securely affixed to the floor.
- There is an accessible route that takes guests straight to the reception and help desk.



### ACCESSIBILITY – HEARING IMPAIRED

#### Room

Internet connection: **yes**      TV which communicates with reception: **yes**

TV with teletext decoder: **no**      TV has alarm clock with visual alert: **yes**

Bedside plug socket: **yes**      Entrance door with peephole: **no**

Written information on available services: **no**      Light signals to indicate a knock at the door: **no**

#### Communal WCs

Door lock with visual aid to indicate either free or occupied: **no**      Cubicle doors with a gap underneath to see if there is someone inside: **no**

#### Lifts

Visual signs indicating the floor and direction of movement, both inside and outside the cab: **yes**      Emergency button with a light to show that the emergency call has been received: **yes**

#### Emergency system

Emergency alarm systems with visual alerts: **no**



## ACCOMMODATION



### ACCESSIBILITY – PHYSICALLY DISABLED

<b>Adapted room (No. 017)</b>	Number of adapted rooms: <b>4</b>
On the ground floor accessible	Width of door: <b>77 cm</b>
Clear turning circle inside (diameter): <b>Ø 150 cm</b>	Height of climate control: <b>160 cm</b>
Height of bed: <b>60 cm</b>	Space for access to the bed: right hand side <b>120 cm</b> , left hand side <b>≥ 120 cm</b>
Wardrobe doors: easy to open sliding doors with vertical handles	Height of hanger rail: <b>177 cm</b>
Min. and max. height of wardrobe shelves and drawers: <b>30 cm and 90 cm</b>	
<b>Bathroom in adapted room</b>	
Door: Sliding door with a width of <b>78 cm</b>	Clear turning circle inside (diameter): <b>Ø 150 cm</b>
<b>Toilet:</b>	
Seat height: <b>40 cm</b>	Height of flush mechanism: <b>140 cm</b>
Approach area: front <b>227 cm</b>	L-shaped grab bar on the right hand side: <b>86 cm</b>
Grab bar on the left hand side: <b>none</b>	
<b>Basin:</b>	
Height and clearance beneath the basin: <b>68 cm and 55 cm</b>	Tap: mixer tap easy to use
Height of the lower edge of the mirror: <b>95 cm</b>	Min. and max. height of bathroom fittings: <b>74 cm and 140 cm</b>
<b>Shower:</b>	
Width and depth of approach area: <b>170 cm and ≥ 120 cm</b>	Shower base: level with the floor
Shower floor: non-slip	Shower chair or seat: fixed and folding seats
Height and location of horizontal grab bar: <b>45 cm</b> on the same wall as the tap	Height and location of vertical grab bar: none
Tap: mixer tap easy to use	Height of the tap: <b>74 - 130 cm</b> on perpendicular wall to the left of the seat
Adjustable height shower head: <b>74 - 130 cm</b>	Shower screen: none (shower curtain)
<b>Adapted toilets in communal areas</b>	
	Total number of adapted toilets: <b>1</b> cubicle per sex both with similar characteristics located in toilets in communal areas (adapted cubicle reviewed was that of the male toilets)
Basement floor -1	Basement floor -1 accessible via lift
Bathroom door: inward opening door with a width of <b>77 cm</b>	Cubicle door: sliding door with a width of <b>83 cm</b>
Clear turning circle inside (diameter): <b>Ø 150 cm</b>	



## 4 STAR HOTELS

### Nuevo Boston



<b>Toilet:</b>	
Seat height: <b>40 cm</b>	Height of flush mechanism: <b>110 cm</b>
Approach area: right hand side <b>135 cm</b> and frontal <b>≥ 120 cm</b>	Grab bar on the right hand side: <b>none</b>
L-shaped horizontal grab bar on the left hand side at height of <b>85 cm</b>	
<b>Basin:</b>	
Height and clearance beneath the basin: <b>78 cm and 65 cm</b>	Tap: mixer tap easy to use
Height of the lower edge of the mirror: no mirror	Min. and max. height of bathroom fittings: <b>86 cm and 100 cm</b>
<b>Lifts</b>	
Floors served: all floors	Accessible up to the door
Height of call buttons: <b>100 - 110 cm</b>	Width of door: <b>78 cm</b>
Width and depth of cab: <b>127 and 138 cm</b>	Min. and max. height of the call buttons: <b>102 cm and 120 cm</b>
Height of handrail: <b>none</b>	Mirror opposite the door: <b>yes</b> , at a height of <b>152 cm</b>

Other amenities	Location	Access	Main characteristics
Reception	Ground floor	Accessible	Height of reception desk: <b>112 cm</b>
Cafeteria	Ground floor	Accessible	Height of bar: <b>114 cm</b> Height of table: <b>73 cm</b> Height beneath table <b>71 cm</b> Width beneath table: <b>80 cm</b> Depth beneath table: <b>35 cm</b>
Restaurant / Breakfast buffet	Ground floor	Accessible	Height of buffet bar: <b>90 cm</b> Height of table: <b>73 cm</b> Height beneath table <b>71 cm</b> Width beneath table: <b>80 cm</b> Depth beneath table: <b>35 cm</b> Also available are round tables with similar characteristics
Meeting rooms (2, one of which can be divided into 6 smaller rooms)	Basement floor -1	Accessible via lift	Furniture depends on the event
Pool	Ground floor	Accessible	No hoist available for getting into the pool. No specially adapted changing rooms or toilets. To enter the pool, a <b>10 cm</b> step must first be negotiated





## ACCOMMODATION



Parking	Basement floor -2	Accessible via lift	There are <b>4</b> parking space reserved for people with reduced mobility ( <b>PRM</b> ), indicated by the disabled parking sign ( <b>ISA</b> ). The reserved parking spaces have a lateral approach area of <b>120 cm</b>
---------	-------------------	---------------------	---



## ACCESSIBILITY - VISUALLY IMPAIRED

<b>Bedrooms</b>	
Colour of door contrasts with adjacent walls: <b>yes</b>	Information about hotel services available in Braille: <b>no</b> and in large print: <b>no</b>
Room lighting with dimmer switch: <b>no</b>	TV remote control with large numbers: <b>yes</b> and in contrasting colours: <b>yes</b>
Room free of projecting elements: <b>yes</b>	Audible signals to indicate emergency alarm: <b>yes</b>
<b>Signs</b>	
Signs the same size: <b>yes</b> , average height of <b>170 cm</b> and a font size of <b>5 cm</b>	
Lettering in a colour which contrasts with the background: <b>yes</b>	Text and symbols: not in relief and not in Braille
<b>Main stairs</b>	
Edge of stairs marked with a non-slip strip in a contrasting colour: <b>no</b>	Side protection skirting board of <b>12 cm</b> on both sides: <b>yes</b>
Steps have a riser: <b>yes</b>	
Steps have nosing: <b>no</b>	All steps are the same height: <b>yes</b>
The space under the stairs is blocked off: <b>yes</b>	Handrail on either side: <b>yes</b> , just on one side
Continuous handrails on half-landings: <b>yes</b>	Handrail extends past the top and bottom of stairs: <b>no</b>
Distinctively textured and contrastingly coloured strip at the top and bottom of the stairs: <b>no</b>	
<b>Lifts</b>	
Cab with audio signals: <b>no</b>	Control buttons in contrasting colours: <b>yes</b>
Keypad with numbers in relief: <b>yes</b>	Keypad with numbers in Braille: <b>yes</b>
Strip of surface of a different texture and contrasting colour at entrance to lift: <b>no</b>	
<b>Emergency System</b>	
Audible alarm system in place in case of emergency: <b>yes</b>	



## ★★★★★ 4 STAR HOTELS



### NUEVO MADRID HOTEL

- Calle de Bausa, 27  
28033 Madrid
- Telephone: 91 298 26 00  
Fax: 91 298 26 01
- Web: [www.hotelnuevomadrid.com](http://www.hotelnuevomadrid.com)
- Bus: 7, 29 and 107

### ACCESS

- The entrance is accessible and has a level surface.
- It has an automatic revolving door. It has an alternative manually opened swing door, and is **85 cm** wide.
- Both doors are made of glass, and are marked with the hotel's logo but not in a contrasting colour.



## ACCESSIBILITY - HEARING IMPAIRED

<b>Room</b>	
Internet connection: <b>yes</b>	TV which communicates with reception: <b>no</b>
TV with teletext decoder: <b>yes</b>	TV has alarm clock with visual alert: <b>no</b>
Bedside plug socket: <b>yes</b>	Entrance door with peephole: <b>no</b>
Written information on available services: <b>yes</b>	Light signals to indicate a knock at the door: <b>no</b>
<b>Communal WCs</b>	
Door lock with visual aid to indicate either free or occupied: <b>no</b>	Cubicle doors with a gap underneath to see if there is someone inside: <b>no</b>
<b>Lifts</b>	
Visual signs indicating the floor and direction of movement, both inside and outside the cab: <b>yes</b>	Emergency button with a light to show that the emergency call has been received: <b>no</b>
<b>Emergency system</b>	
Emergency alarm systems with visual alerts: <b>no</b>	


**ACCESSIBILITY - PHYSICALLY DISABLED**

<b>Adapted room (No. 409)</b>	No. of adapted rooms: <b>4</b>
On <b>4<sup>th</sup> floor</b> , accessible via lift	Width of door: <b>76.5 cm</b>
Clear turning circle inside (diameter): <b>Ø 150 cm</b>	Height of climate control: <b>148-153 cm</b>
Height of bed: <b>54 cm</b>	Space for access to the bed: right hand side <b>75 cm</b> , left hand side <b>97 cm</b>
Wardrobe doors: <b>sliding</b>	Height of hanger rail: <b>170-177 cm</b>
<b>Bathroom in adapted room</b>	
Door: width of <b>78.5 cm</b>	Clear turning circle inside (diameter): <b>Ø 150 cm</b>
<b>Toilet:</b>	
Seat height: <b>41 cm</b>	Height of flush mechanism: <b>100 cm</b>
Approach area: on one side <b>80 cm</b>	Folding grab bar on opposite side o approach
No grab bar on approach side	
<b>Basin:</b>	
Height and clearance beneath the basin: <b>64 and 60 cm</b>	Tap: <b>mixer tap</b>
Height of the lower edge of the mirror: <b>87 cm</b>	Height of bathroom fittings: <b>143 cm</b>
<b>Shower:</b>	
Shower floor: non-slip	Shower base: with a 5 cm step
Tap: difficult to use of accessible wall	Shower chair or stool: fixed and folding
No horizontal grab bar	No vertical grab bar
<b>Adapted bathroom in communal areas</b>	No of adapted toilets: <b>2</b> , part of the men's and women's toilets
Accessible via lift	Door: width of <b>88 cm</b>
Clear turning circle inside (diameter): <b>Ø 150 cm</b>	
<b>Toilet:</b>	
Seat height: <b>41 cm</b>	Height of flush mechanism: <b>100 cm</b>
Approach area: on one side <b>90 cm</b>	Folding grab bar on approach side
No grab bar on opposite side	
<b>Basin:</b>	
Height and clearance beneath the basin: <b>79 cm and 33 cm</b>	Tap: <b>mixer tap</b>
Height of the lower edge of the mirror: <b>120 cm</b>	Height of bathroom fittings: <b>130 cm</b>

<b>Lifts (panoramic)</b>	
<b>Accessible up to the door</b>	Height of call buttons: <b>107 cm</b>
Width of door: <b>91 cm</b>	Width and depth of cab: <b>120 and 140 cm</b>
Height of lift buttons: <b>90-122 cm</b>	Height of handrail: <b>92 cm</b>



<b>Other amenities</b>	<b>Location</b>	<b>Access</b>	<b>Main characteristics</b>
Reception	Ground floor	Accessible	Height of reception desk: <b>111 cm</b>
Cafeteria	Ground floor	Accessible	Height of bar: <b>111 cm</b> Low tables with a height of <b>≥ 70 cm</b>
Restaurant/ Breakfast buffet	Accessible floor	Accessible via lift	Height of buffet bar: <b>92-125 cm</b> Height of table: <b>78 cm</b> Height beneath table: <b>74 cm</b> Width beneath table: <b>80 cm</b> Depth beneath table: <b>22 cm</b> Tables with central leg
Meeting rooms ( <b>8</b> )	Accessible floor	Accessible	
Spa	Ground floor	Accessible via ramp with adequate incline of <b>6%</b>	No specially adapted changing rooms or toilets. Width of door, <b>65 cm</b> and there are steps.
Parking	Basement -1	Accessible via lift	There are <b>2</b> parking spaces for people with limited mobility ( <b>PRM</b> ), indicated by the disabled parking sign ( <b>ISA</b> )


**ACCESSIBILITY – VISUALLY IMPAIRED**
**Signs**

Signs the same size: **yes**, average height of **167-182 cm** and a font size of **≥ 1.5 cm**

Lettering in a colour which contrasts with the background: **yes**; Text and symbols: **not in relief** and **not in Braille**

**Main stairs**

Edge of stairs marked with a non-slip strip in a contrasting colour: **no**; Side protection skirting board of **≥ 12 cm** on both sides: **no**

Steps have a riser: **yes**; All steps are the same height: **yes**  
Steps have nosing: **no**

The space under the stairs is blocked off: **no**; Handrail on either side: **no**

Continuous handrails on half-landings: **no**; Handrail extends at top and bottom of stairs: **no**


Strip of surface of a different texture and contrasting colour at the top and bottom of the stairs: **no**


**Lifts**

Cab with audio signals: **no**; Control buttons in contrasting colour: **yes**


Keypad with numbers in relief: **yes**; Keypad with numbers in Braille: **yes**



**ÓPERA HOTEL**

 Calle Cuesta de Santo Domingo, 2  
28013 Madrid

 **Telephone:** 91 541 28 00  
**Fax:** 91 541 69 23

 **Web:** www.hotelopera.com

 **Metro without lift:** Ópera and Santo Domingo

 **Bus:** 1, 2, 44, 46, 74, 75, 133, 147, 148 and 202

**ACCESS**

- The main entrance has a step of **12 cm**, along with an alternative moveable ramp.
- It has an automatic sliding door which is **1.70 m** wide. It is marked with the hotel's logo, but not in a contrasting colour.


**ACCESSIBILITY – HEARING IMPAIRED**
**Room**

Internet connection: **yes**; TV which communicates with reception: **no**

TV with teletext decoder: **yes**; TV has alarm clock with visual alert: **yes**

Bedside plug socket: **yes**; Entrance door with peephole: **no**

Written information on available services: **yes**; Light signals to indicate a knock at the door: **no**

**Communal WCs**

Door lock with visual aid to indicate either free or occupied: **no**; Cubicle doors with a gap underneath to see if there is someone inside: **no**

**Lifts**

Visual signs indicating the floor and direction of movement, both inside and outside the cab: **yes**; Emergency button with a light to show that the emergency call has been received: **no**

**Emergency system**

Emergency alarm systems with visual alerts: **no**



## ACCOMMODATION



### ACCESSIBILITY – PHYSICALLY DISABLED

<b>Adapted room (No. 101)</b> On 1 <sup>st</sup> floor, accessible via ramp and lift	No. of adapted rooms: <b>2</b> Width of door: <b>75 cm</b>
Clear turning circle inside (diameter): <b>Ø 150 cm</b>	Height of climate control: <b>147 cm</b>
Height of bed: <b>65 cm</b>	Space for access to the bed: right hand side > <b>150 cm</b> , left hand side <b>90 cm</b>
Wardrobe doors: swing doors, with handles, difficult to open	Height of hanger rail: <b>175 cm</b>
Height of wardrobe shelves and drawers: <b>60-180 cm</b>	
<b>Bathroom in adapted room</b>	
Door: sliding with a width of <b>76 cm</b>	Clear turning circle inside (diameter): <b>Ø 150 cm</b>
<b>Toilet:</b>	
Seat height: <b>42 cm</b>	Height of flush mechanism: <b>75 cm</b>
Approach area: right hand side <b>60 cm</b> , front <b>170 cm</b>	Folding grab bar on right hand side: <b>69 cm</b>
Folding grab bar on left hand side: <b>69 cm</b>	Distance between bars: <b>57 cm</b>
<b>Basin:</b>	
Height and clearance beneath the basin: <b>72 cm and 42 cm</b>	Tap: <b>mixer tap</b>
Height of the lower edge of the mirror: <b>85 cm</b>	Height of bathroom fittings: <b>85 cm</b>
<b>Shower:</b>	
Approach area: <b>150 cm</b>	Shower base: <b>level with the floor</b>
Shower floor: <b>non-slip</b>	Shower chair or stool: <b>fixed with adjustable height</b>
Height and location of horizontal grab bar: <b>86 cm</b> , on wall to the side of the tap	Height and location of vertical grab bar: <b>70-165 cm</b> , next to the tap
Tap: <b>mixer tap</b>	Height of tap: <b>130 cm</b>
Adjustable shower head height: <b>yes</b>	No shower screen
<b>Lifts</b>	No. of lifts: <b>2</b>
Accessible up to the door via two stretches of ramp, one of <b>2.80 m</b> of length, the other of <b>1.07 m</b> and an incline of <b>14%</b>	Height of call buttons: <b>98 cm</b>
Width of door: <b>80 cm</b>	Width and depth of cab: <b>108 and 133 cm</b>
Height of lift buttons: <b>90-120 cm</b>	Height of handrail: <b>90 cm</b>



## ☆☆☆☆ 4 STAR HOTELS

Ópera



Other amenities	Location	Access	Main characteristics
Reception	Ground floor	Accessible	Height of reception desk: <b>117 cm</b>
Communal WCs	Basement -1 and Mezzanine	Not accessible, with stairs	None of them are adapted for wheelchair users
Cafeteria / Restaurant	Ground floor	Accessible from outside the hotel, as there are two steps upon entering from the inside	Height of bar: <b>108 cm</b> Height of table: <b>74 cm</b> Height beneath table: <b>70 cm</b> Depth beneath table: <b>35 cm</b> Tables with central leg
Breakfast buffet	Mezzanine	Not accessible as there are <b>7 steps</b>	Height of buffet bar: <b>76-110 cm</b> Height of table: <b>74 cm</b> Height beneath table: <b>70 cm</b> Width beneath table: <b>70 cm</b> Depth beneath table: <b>35 cm</b> Tables with central leg
Meeting rooms (4)	Mezzanine	Not accessible as there are <b>7 steps</b>	Height of buffet bar: <b>76-110 cm</b> Height of table: <b>74 cm</b> Height beneath table: <b>70 cm</b> Width beneath table: <b>70 cm</b> Depth beneath table: <b>35 cm</b> Tables with central leg
Gym / Sauna	Ninth floor	Accessible via lift	No specially adapted changing rooms or toilets


**ACCESSIBILITY – VISUALLY IMPAIRED**
**Signs**

Signs the same size: **yes**, average height of **160-175 cm** and a font size of **≥ 1.5 cm**

Lettering in a colour which contrasts with the background: **yes** Text and symbols: **not in relief and not in Braille**

**Main stairs**

Edge of stairs marked with a non-slip strip in a contrasting colour: **no** Side protection skirting board of **≥ 12 cm** on both sides: **yes**

Steps have a riser: **yes** All steps are the same height: **yes**

Steps have nosing: **yes**

The space under the stairs is blocked off: **yes** Handrail on either side: **no**


Continuous handrails on half-landings: **yes** Handrail extends at top and bottom of stairs: **no**


Strip of surface of a different texture and contrasting colour at the top and bottom of the stairs: **no**


**Lifts**

Cab with audio signals: **no** Control buttons in contrasting colour: **yes**

Keypad with numbers in relief: **yes** Keypad with numbers in Braille: **yes**


**4 STAR HOTELS**

**OSUNA HOTEL**

 Calle de Luis de la Mata, 18  
28042 Madrid

 **Telephone:** 91 741 81 00  
**Fax:** 91 742 80 77

 **Web:** www.chh.es

 **Metro without lift:** Canillejas

 **Bus:** 105, 114 and 115

**ACCESS**

- The main entrance has an access ramp.
- It has an automatic glass door with an overall width of **1.66 m**. It is not marked with horizontal strips or a logo in a contrasting colour.


**ACCESSIBILITY – HEARING IMPAIRED**
**Room**

Internet connection: **yes** TV which communicates with reception: **no**

TV with teletext decoder: **yes** TV has alarm clock with visual alert: **yes**

Bedside plug socket: **yes** Entrance door with peephole: **yes**

Written information on available services: **yes** Light signals to indicate a knock at the door: **no**

**Communal WCs**

Door lock with visual aid to indicate either free or occupied: **no** Cubicle doors with a gap underneath to see if there is someone inside: **no**

**Lifts**

Visual signs indicating the floor and direction of movement, both inside and outside the cab: **yes** Emergency button with a light to show that the emergency call has been received: **no**

**Emergency system**

Emergency alarm systems with visual alerts: **no**


**ACCESSIBILITY - PHYSICALLY DISABLED**

<b>Adapted room</b>	No. of adapted rooms: <b>1</b>
In bungalow in an adjoining building, access via an outdoor route	Width of door: <b>88 cm</b>
Clear turning circle inside (diameter): <b>Ø 150 cm</b>	Height of climate control: <b>135 cm</b>
Height of bed: <b>50 cm</b>	Space for access to the bed: right hand side <b>&gt; 80 cm</b> , left hand side <b>80 cm</b>
Wardrobe doors: <b>sliding</b>	Height of hanger rail: <b>160 cm</b>
Height of wardrobe shelves and drawers: <b>40 cm</b>	
<b>Bathroom in adapted room</b>	
Door: sliding with a width of <b>77 cm</b>	Clear turning circle inside (diameter): <b>Ø 150 cm</b>
<b>Toilet:</b>	
Seat height: <b>42 cm</b>	Approach area: only front <b>80 cm</b>
Fixed grab bar on left hand side: <b>80 cm</b>	Fixed grab bar on right hand side: <b>80 cm</b>
Distance between bars: <b>64 cm</b>	
<b>Basin:</b>	
Height and clearance beneath the basin: <b>79 cm and 30 cm</b>	Height of bathroom fittings: <b>123 cm</b>
Height of the lower edge of the mirror: <b>89 cm</b>	
<b>Shower:</b>	
Approach area: <b>87 cm</b>	Shower base: <b>level with the floor</b>
Shower floor: <b>non-slip</b>	Shower chair or stool: <b>no</b>
Height of tap: <b>108 cm</b>	Height and location of grab bar: <b>70-75 cm, on same wall as the tap</b>
Adjustable shower head height: <b>yes</b>	Shower curtain
<b>Lifts</b>	
<b>Accessible up to the door</b>	Height of handrail: <b>94 cm</b>
Width of door: <b>76 cm</b>	Width and depth of cab: <b>94 and 102 cm</b>
Height of lift buttons: <b>90-160 cm</b>	

**4 STAR HOTELS**


Other amenities	Location	Access	Main characteristics
Reception	Ground floor	Accessible	Height of reception desk: <b>110 cm</b>
Cafeteria	Ground floor	Accessible	Height of bar: <b>111 cm</b> Height of table: <b>50 cm</b>
Restaurant	Ground floor	Accessible	Height of table: <b>75 cm</b> Height beneath table: <b>73 cm</b> Width beneath table: <b>54 cm</b> Depth beneath table: <b>40 cm</b>
Meeting rooms (1)	Ground floor	Accessible	Height of table: <b>76 cm</b> Height beneath table: <b>73 cm</b> Width beneath table: <b>82 cm</b> Depth beneath table: <b>40 cm</b>
Pool	Ground floor	Accessible. On the terrace there are <b>3 steps</b>	No hoist for getting into the pool. No specially adapted changing rooms or toilets
Exterior parking	Ground floor	With steps	There are <b>no</b> parking spaces for people with limited mobility ( <b>PRM</b> ), indicated by the disabled parking sign ( <b>ISA</b> )
Underground parking	Basement -1	Accessible via lift	There are no parking spaces for people with limited mobility ( <b>PRM</b> ), indicated by the disabled parking sign ( <b>ISA</b> )


**ACCESSIBILITY - VISUALLY IMPAIRED**

<b>Signs</b>	
Signs the same size: <b>yes</b> , average height of <b>181-191 cm</b> and a font size of <b>6 cm</b>	
Lettering in a colour which contrasts with the background: <b>yes</b>	Text and symbols: <b>not in relief and not in Braille</b>
<b>Main stairs</b>	
Edge of stairs marked with a non-slip strip in a contrasting colour: <b>no</b>	Side protection skirting board of <b>≥ 12 cm</b> on both sides: <b>yes</b>
Steps have a riser: <b>yes</b>	All steps are the same height: <b>yes</b>
Steps have nosing: <b>yes</b>	
The space under the stairs is blocked off: <b>none</b>	Handrail on either side: <b>yes</b>
Continuous handrails on half-landings: <b>yes</b>	Handrail extends at top and bottom of stairs: <b>no</b>
Strip of surface of a different texture and contrasting colour at the top and bottom of the stairs: <b>no</b>	
<b>Lifts</b>	
Cab with audio signals: <b>no</b>	Control buttons in contrasting colour: <b>yes</b>
Keypad with numbers in relief: <b>yes</b>	Keypad with numbers in Braille: <b>yes</b>



## ACCOMMODATION



### PETIT PALACE ALCALÁ TORRE HOTEL

-  Calle de la Virgen de los Peligros, 2  
28001 Madrid
-  **Telephone:** 91 532 19 01  
**Fax:** 91 522 91 30
-  **Web:** www.hthoteles.com
-  **Metro without lift:** Sevilla
-  **Bus:** 5, 9, 15, 20, 46, 51, 52, 53 and 150

#### ACCESS

- The main entrance is accessible and has a level surface.
- It has an automatic sliding glass door which is **1.30 m** wide. It is not marked with horizontal strips or a logo in a contrasting colour.
- Leading from the entrance to the reception area is a staircase with **14** steps. There is an alternative lift, the door of which is **60 cm** and whose cabin is **87 cm** wide **94 cm** deep. There is no handrail.



#### ACCESSIBILITY - HEARING IMPAIRED

<b>Room</b>	
Internet connection: <b>yes</b>	TV which communicates with reception: <b>no</b>
TV with teletext decoder: <b>yes</b>	TV has alarm clock with visual alert: <b>yes</b>
Bedside plug socket: <b>yes</b>	Entrance door with peephole: <b>no</b>
Written information on available services: <b>yes</b>	Light signals to indicate a knock at the door: <b>no</b>
<b>Communal WCs</b>	
Door lock with visual aid to indicate either free or occupied: <b>no</b>	Cubicle doors with a gap underneath to see if there is someone inside: <b>no</b>
<b>Lifts</b>	
Visual signs indicating the floor and direction of movement, both inside and outside the cab: <b>yes</b>	Emergency button with a light to show that the emergency call has been received: <b>no</b>
<b>Emergency system</b>	
Emergency alarm systems with visual alerts: <b>no</b>	



## 4 STAR HOTELS

Petit Palace  
Alcalá Torre



#### ACCESSIBILITY - PHYSICALLY DISABLED

<b>Adapted room (No. 404)</b>	No. of adapted rooms: <b>1</b> . It is located on the same floor as the reception. Room can be reached via a ramp with a width of <b>140 cm</b> , a length of <b>135 cm</b> and a non recommended incline of <b>15.8%</b>
On <b>4<sup>th</sup></b> floor, accessible via ramp	Width of door: <b>77 cm</b>
Clear turning circle inside (diameter): <b>Ø 150 cm</b>	Height of climate control: <b>142 cm</b>
Height of bed: <b>50 cm</b>	Space for access to the bed: right hand side <b>90 cm</b> , left hand side <b>90 cm</b>
Wardrobe doors: <b>handles, easy to open</b>	Height of hanger rail: <b>185 cm</b>
Height of wardrobe shelves and drawers: <b>60 cm</b>	
<b>Bathroom in adapted room</b>	
Door: width of <b>77 cm</b>	Clear turning circle inside (diameter): <b>Ø 150 cm</b>
<b>Toilet:</b>	
Seat height: <b>40 cm</b>	Height of flush mechanism: <b>87 cm</b>
Approach area: neither <b>≥ 80 cm</b>	Folding grab bar on right hand side: <b>63 and 79 cm</b>
No grab bar on left hand side	
<b>Basin:</b>	
Height and clearance beneath the basin: <b>64 and 13 cm</b>	Tap: <b>mixer tap</b>
Height of the lower edge of the mirror: <b>95 cm</b>	Height of bathroom fittings: <b>77 cm</b>
<b>Shower:</b>	
Shower floor: <b>non-slip</b>	Shower base: <b>level with floor</b>
Height and location of horizontal grab bar: <b>77 cm</b> , on wall to side of tap	Has a vertical grab which is used for adjusting the height of the shower head
Tap: <b>mixer tap</b>	Height of tap: <b>100 cm</b> , on <b>accessible wall</b>
Adjustable shower head height: <b>yes</b>	Shower chair: <b>fixed with backrest</b>



## ACCOMMODATION



<b>Lifts</b>	No. of lifts: <b>1</b> , connects reception with rooms up to <b>12<sup>th</sup> floor</b>
<b>Accessible up to the door</b>	Height of call buttons: <b>70 cm</b>
No handrail	Width and depth of cab: <b>83 and 83 cm</b>
<b>Service lift</b>	<b>No. of lifts: 1, connects reception with rooms up to 6<sup>th</sup> floor</b>
<b>Accessible up to the door</b>	Width and depth of cab: <b>100 and 87 cm</b>
Width of door: <b>80 cm</b>	No handrail

Other amenities	Location	Access	Main characteristics
Reception	Upper floor	Accessible via service lift	Height of reception desk: <b>110 cm</b>
Communal WCs	Fifth floor	Accessible via service lift	None of them are adapted for wheelchair users
Cafeteria / Breakfast buffet	Fifth floor	Accessible via service lift to the fifth floor. Access via steps using an alternative ramp with a width of <b>104 cm</b> , a length of <b>290 cm</b> and a non recommended incline <b>17.6%</b>	Height of bar: <b>110 cm</b> Height of buffet bar: <b>90-120 cm</b> Height of table: <b>72 cm</b> Height beneath table: <b>70 cm</b> Width beneath table: <b>69 cm</b> Depth beneath table: <b>70 cm</b>
Meeting rooms (1)	Fifth floor	Accessible see above	Height of table: <b>72 cm</b> Height beneath table: <b>70 cm</b> Width beneath table: <b>69 cm</b> Depth beneath table: <b>70 cm</b>



## 4 STAR HOTELS

Petit Palace  
Alcalá Torre



## ACCESSIBILITY - VISUALLY IMPAIRED

<b>Signs</b>	Signs the same size: <b>yes</b> , average height of <b>150-175 cm</b> and a font size of <b>≥ 1.5 cm</b>
Lettering in a colour which contrasts with the background: <b>yes</b>	Text and symbols: <b>not in relief and not in Braille</b>
<b>Main stairs</b>	
Edge of stairs marked with a non-slip strip in a contrasting colour: <b>no</b>	Side protection skirting board of <b>≥ 12 cm</b> on both sides: <b>yes</b>
Steps have a riser: <b>yes</b>	All steps are the same height: <b>yes</b>
Steps have nosing: <b>no</b>	
The space under the stairs is blocked off: <b>no</b>	Handrail on either side: <b>no</b>
Continuous handrails on half-landings: <b>yes</b>	Handrail extends at top and bottom of stairs: <b>no</b>
Strip of surface of a different texture and contrasting colour at the top and bottom of the stairs: <b>no</b>	
<b>Lifts</b>	
Cab with audio signals: <b>no</b>	Control buttons in contrasting colour: <b>no</b>
Keypad with numbers in relief: <b>yes</b>	Keypad with numbers in Braille: <b>yes</b>





## ACCOMMODATION



### PETIT PALACE ART GALLERY HOTEL

Calle de Jorge Juan, 17  
28009 Madrid

**Telephone:** 91 435 54 11  
**Fax:** 91 435 54 09

**Web:** www.hthoteles.com

**Metro without lift:** Serrano and Velázquez

**Bus:** 1, 9, 19, 51 and 74

#### ACCESS

- The main entrance of the hotel is accessible, with a slight step.
- It has an automatic revolving glass door which is **1.40 m** wide.
- Next to the revolving door is an alternative, manually operated glass door, which is **90 cm** wide and is easily opened. It is not marked with stripes or a logo in a contrasting colour.



#### ACCESSIBILITY – HEARING IMPAIRED

<b>Room</b>	
Internet connection: <b>yes</b>	TV which communicates with reception: <b>no</b>
TV with teletext decoder: <b>yes</b>	TV has alarm clock with visual alert: <b>no</b>
Bedside plug socket: <b>yes</b>	Entrance door with peephole: <b>no</b>
Written information on available services: <b>yes</b>	Light signals to indicate a knock at the door: <b>no</b>
<b>Communal WCs</b>	
Door lock with visual aid to indicate either free or occupied: <b>no</b>	Cubicle doors with a gap underneath to see if there is someone inside: <b>no</b>
<b>Lifts</b>	
Visual signs indicating the floor and direction of movement, both inside and outside the cab: <b>yes</b>	Emergency button with a light to show that the emergency call has been received: <b>no</b>
<b>Emergency system</b>	
Emergency alarm systems with visual alerts: <b>no</b>	



## ★★★★ 4 STAR HOTELS

Petit Palace  
Art Gallery



#### ACCESSIBILITY – PHYSICALLY DISABLED

<b>Adapted room (No. 102)</b>	No. of adapted rooms: <b>2</b>
Accessible via service lift and a ramp with a width of <b>1.5 m</b> and a length of <b>4.2 m</b> , and an incline of <b>17.8%</b>	Width of door: <b>80 cm</b>
Clear turning circle inside (diameter): <b>Ø 150 cm</b>	Height of climate control: <b>165 cm</b>
Height of bed: <b>55 cm</b>	Space for access to the bed: right hand side <b>80 cm</b> , left hand side <b>80 cm</b>
Wardrobe doors: <b>handles, easy to open</b>	Height of hanger rail: <b>172 cm</b>
<b>Bathroom in adapted room</b>	
Door: width of <b>80 cm</b>	Clear turning circle inside (diameter): <b>Ø 150 cm</b>
<b>Toilet:</b>	
Seat height: <b>40 cm</b>	Height of flush mechanism: <b>85 cm</b>
Approach area: neither $\geq$ <b>80 cm</b>	Folding grab bar on right hand side: <b>66 cm</b>
Folding grab bar on left hand side: <b>66 cm</b>	Distance between bars: <b>80 cm</b>
<b>Basin:</b>	
Height and clearance beneath the basin: <b>85 and 40 cm</b>	Tap: <b>mixer tap</b>
Height of the lower edge of the mirror: <b>105 cm</b>	Height of bathroom fittings: <b>187 cm</b>
<b>Shower:</b>	
Shower floor: <b>non-slip</b>	Shower base: <b>level with floor</b>
Adjustable shower head height: <b>yes</b>	Shower chair: <b>yes, fixed</b>
Height and location of horizontal grab bar: <b>110 cm</b> , on wall to side of tap	Height and location of vertical grab bar: <b>110 cm</b> , on wall to side of tap
Tap: <b>mixer tap</b>	Height of tap: <b>146 cm on accessible wall</b>
<b>Adapted bathroom in communal area</b>	
On ground floor, accessible	No. of adapted toilets: <b>1</b>
Door: inward opening with a width of <b>78 cm</b>	Clear turning circle inside (diameter): <b>Ø 150 cm</b>
<b>Toilet:</b>	
Seat height: <b>40 cm</b>	Height of flush mechanism: <b>85 cm</b>
Approach area: left hand side	Folding grab bar on right hand side: <b>66 cm</b>
Folding grab bar on left hand side: <b>66 cm</b>	Distance between bars: <b>58 cm</b>



## ACCOMMODATION



<b>Basin:</b>	
Height and clearance beneath the basin: <b>67 cm and 53 cm</b>	Tap: <b>mixer tap</b>
Height of the lower edge of the mirror: <b>116 cm</b>	Height of bathroom fittings: <b>116-140 cm</b>
<b>Lifts</b>	No. of lifts: <b>2 +1 service lift</b>
<b>Lift 1. Connects reception with upper floors and floor -1</b>	
<b>Accessible up to the door</b>	Width and depth of cab: <b>100 and 132 cm</b>
Two doors with widths of <b>64 cm and 53 cm</b>	No handrail
<b>List 2. Connects reception with upper floors</b>	
<b>Accessible up to the door</b>	Height of call buttons: <b>95-120 cm</b>
Width of door: <b>81 cm</b>	Width and depth of cab: <b>105 and 141 cm</b>
Height of lift buttons: <b>108 cm and 112 cm</b>	Height of handrail: <b>90 cm</b>
<b>Service lift. Connects reception with adapted room and restaurant</b>	
<b>Accessible up to the door</b>	Width and depth of cab: <b>92 and 130 cm</b>
Width of door: <b>80 cm</b>	Height of handrail: <b>91 cm</b>

Other amenities	Location	Access	Main characteristics
Reception	Ground floor	Accessible	Height of reception desk: <b>104 cm</b>
Cafeteria	Ground floor	Accessible via a ramp with a width of <b>200 cm</b> , a length of <b>200 cm</b> and an adequate incline of <b>6.7%</b>	Height of bar: <b>110 cm</b> Height of table: <b>70 cm</b> Height beneath table: <b>69 cm</b> Width beneath table: <b>69 cm</b> Depth beneath table: <b>32 cm</b>



## ☆☆☆☆ 4 STAR HOTELS

Petit Palace Art Gallery




Restaurant / Breakfast buffet	First floor	Accessible via a ramp with a width of <b>1.5 m</b> , a length of <b>4.5 m</b> and an adequate incline of <b>17.8%</b> . A service lift must also be used	Height of buffet bar: <b>88 and 155 cm</b> Height of table: <b>70 cm</b> Height beneath table: <b>69 cm</b> Width beneath table: <b>69 cm</b> Depth beneath table: <b>32 cm</b>
Meeting rooms (1)	Ground floor	Accessible	Height of table: <b>73 cm</b> Height beneath table: <b>65 cm</b> Width beneath table: <b>160 cm</b> Depth beneath table: <b>120 cm</b>




## ACCESSIBILITY - VISUALLY IMPAIRED

<b>Signs</b>	Signs the same size: <b>yes</b> , average height of <b>180 cm</b> and a font size of <b>3 cm</b>
Lettering in a colour which contrasts with the background: <b>yes</b>	Text and symbols: <b>not in relief and not in Braille</b>
<b>Main stairs</b>	
Edge of stairs marked with a non-slip strip in a contrasting colour: <b>no</b>	Side protection skirting board of $\geq 12$ cm on both sides: <b>no</b>
Steps have a riser: <b>yes</b>	All steps are the same height: <b>yes</b>
Steps have nosing: <b>yes</b>	Handrail on either side: <b>yes</b>
The space under the stairs is blocked off: <b>there is none</b>	Handrail extends at top and bottom of stairs: <b>no</b>
Continuous handrails on half-landings: <b>yes</b>	
Strip of surface of a different texture and contrasting colour at the top and bottom of the stairs: <b>no</b>	
<b>Lifts</b>	
Cab with audio signals: <b>no</b>	Control buttons in contrasting colour: <b>yes</b>
Keypad with numbers in relief: <b>yes</b>	Keypad with numbers in Braille: <b>yes</b>



**PETIT PALACE MAYOR HOTEL**

 Calle Mayor, 46  
28013 Madrid

 **Telephone:** 91 542 69 99  
**Fax:** 91 542 67 12

 **Web:** www.hthoteles.com

 **Metro with lift:** Sol

 **Bus:** 3 and 148

**ACCESS**

- The entrance has **2** sets of automatic sliding glass doors. The first is **1.10 m** wide and the second is **1.29 m** wide.
- The door leading onto the street is marked with the hotel's logo, although not in a contrasting colour although both doors are blue.
- The slope between the **2** doors has an adequate incline of **6.9%**.
- There is a doormat correctly fixed to the floor in front of the interior door.


**ACCESSIBILITY – HEARING IMPAIRED**

<b>Room</b>	
Internet connection: <b>yes</b>	TV which communicates with reception: <b>no</b>
TV with teletext decoder: <b>yes</b>	TV has alarm clock with visual alert: <b>no</b>
Bedside plug socket: <b>yes</b>	Entrance door with peephole: <b>no</b>
Written information on available services: <b>yes</b>	Light signals to indicate a knock at the door: <b>no</b>
<b>Communal WCs</b>	
Door lock with visual aid to indicate either free or occupied: <b>no</b>	Cubicle doors with a gap underneath to see if there is someone inside: <b>no</b>
<b>Lifts</b>	
Visual signs indicating the floor and direction of movement, both inside and outside the cab: <b>yes</b>	Emergency button with a light to show that the emergency call has been received: <b>no</b>
<b>Emergency system</b>	
Emergency alarm systems with visual alerts: <b>no</b>	


**ACCESSIBILITY – PHYSICALLY DISABLED**

<b>Adapted room (No. 301)</b>	No. of adapted rooms: <b>2</b>
On <b>3<sup>rd</sup></b> floor, accessible via lift	Width of door: <b>77 cm</b>
Clear turning circle inside (diameter): <b>Ø 150 cm</b>	Height of climate control: <b>157-164 cm</b>
Height of bed: <b>60 cm</b>	Space for access to the bed: left hand side <b>300 cm</b>
Wardrobe doors: <b>handles, easy to open</b>	Height of hanger rail: <b>188 cm</b>
Height of wardrobe shelves and drawers: <b>47-166 cm</b>	
<b>Bathroom in adapted room</b>	
Door: inward opening with width of <b>82 cm</b>	Clear turning circle inside (diameter): <b>Ø 150 cm</b>
<b>Toilet:</b>	
Seat height: <b>40 cm</b>	Height of flush mechanism: <b>82 cm</b>
Approach area: left hand side <b>195 cm, front ≥ 120 cm</b>	Fixed grab bar on right hand side: <b>70 cm</b>
Folding grab bar on left hand side: <b>64-78 cm</b>	Distance between bars: <b>77 cm</b>
<b>Basin:</b>	
Height and clearance beneath the basin: <b>81 and 61 cm</b>	Tap: <b>mixer tap</b>
Height of the lower edge of the mirror: <b>119 cm</b>	Height of bathroom fittings: <b>83-116 cm</b>
<b>Shower:</b>	
Approach area: <b>134 cm</b>	Shower base: <b>level with floor</b>
Shower floor: <b>non-slip</b>	Shower stool or chair: <b>no</b>
Height and location of horizontal grab bar: <b>73 cm, on wall to side of tap</b>	Height and location of vertical grab bar: <b>76-132 cm, on same wall as the tap</b>
Tap: <b>mixer tap</b>	Height of tap: <b>110-132 cm on accessible wall</b>
Adjustable shower head height: <b>yes</b>	No shower screen or curtain
<b>Adapted bathroom in communal area</b>	No. of adapted toilets: <b>2</b>
On <b>floor -1</b> , accessible via lift	Door: inward opening with a width of <b>86 cm</b>
Clear turning circle inside (diameter): <b>Ø 150 cm</b>	
<b>Toilet:</b>	
Seat height: <b>46 cm</b>	Height of flush mechanism: <b>100 cm</b>
Approach area: left hand side <b>275 cm, front 100 cm</b>	Fixed grab bar on right hand side: <b>65 cm</b>



## ACCOMMODATION



Folding grab bar on left hand side: <b>63-77 cm</b>	Distance between bars: <b>77 cm</b>
<b>Basin:</b>	
Height and clearance beneath the basin: <b>76 cm and 40 cm</b>	Tap: <b>mixer tap</b>
Height of the lower edge of the mirror: <b>108 cm</b>	Height of bathroom fittings: <b>80-140 cm</b>
<b>Lifts</b>	
<b>Accessible up to the door</b>	Height of call buttons: <b>108 cm</b>
Width of door: <b>80 cm</b>	Width and depth of cab: <b>109 and 143 cm</b>
Height of lift buttons: <b>108 cm and 128 cm</b>	Height of handrail: <b>91 cm</b>

Other amenities	Location	Access	Main characteristics
Reception	Ground floor	Accessible via a ramp with a width of <b>80 cm</b> , a length of <b>&lt; 1 m</b> and a non recommended incline of <b>14%</b>	Height of reception desk: <b>111 cm</b>
Restaurant / Breakfast buffet	Basement -1	Accessible via a lift and two lengths of ramp	<b>Ramp 1:</b> length of <b>4.09 m</b> , width of <b>1.39 m</b> and an adequate incline of <b>6.9%</b> . <b>Ramp 2:</b> length of <b>2.5 m</b> , width of <b>1.28 m</b> and an adequate incline of <b>10.5%</b> . Height of buffet bar: <b>91 cm</b> Height of table: <b>76 cm</b> Height beneath table: <b>72 cm</b> Width beneath table: <b>70 cm</b> Depth beneath table: <b>70 cm</b> Tables with a central leg



## ☆☆☆☆ 4 STAR HOTELS

Petit Palace  
Plaza Mayor




## ACCESSIBILITY - VISUALLY IMPAIRED

<b>Signs</b>	
Signs the same size: <b>yes</b> , average height of <b>100-180 cm</b> and a font size of <b>≥ 1.5 cm</b>	
Lettering in a colour which contrasts with the background: <b>yes</b>	Text and symbols: <b>not in relief and not in Braille</b>
<b>Main stairs</b>	
Edge of stairs marked with a non-slip strip in a contrasting colour: <b>no</b>	Side protection skirting board of <b>≥ 12 cm</b> on both sides: <b>yes</b>
Steps have a riser: <b>yes</b>	All steps are the same height: <b>yes</b>
Steps have nosing: <b>yes</b>	
The space under the stairs is blocked off: <b>yes</b>	Handrail on either side: <b>yes</b>
Continuous handrails on half-landings: <b>yes</b>	Handrail extends at top and bottom of stairs: <b>yes</b>
Strip of surface of a different texture and contrasting colour at the top and bottom of the stairs: <b>no</b>	
<b>Lifts</b>	
Cab with audio signals: <b>no</b>	Control buttons in contrasting colour: <b>yes</b>
Keypad with numbers in relief: <b>yes</b>	Keypad with numbers in Braille: <b>yes</b>



## ACCOMMODATION



### PETIT PALACE PLAZA DEL CARMEN HOTEL

Plaza del Carmen, 4  
28013 Madrid

Telephone: 91 523 88 45  
Fax: 91 523 55 81

Web: [www.hthoteles.com](http://www.hthoteles.com)

Metro with lift: Sol  
Metro without lift: Gran Vía

Bus: 4

#### ACCESS

- The main entrance has 3 steps and there is an alternative ramp. The ramp is **85 cm** wide, **1.95 cm** long with a non-recommended incline of **24%**. There is no handrail. The ends of the ramp are not indicated by a distinctively textured and contrastingly coloured floor surface.
- There is an automatic sliding glass door which is **1.60 m** wide. It is not marked with stripes or a logo in a contrasting colour.



#### ACCESSIBILITY – HEARING IMPAIRED

<b>Room</b>	
Internet connection: <b>yes</b>	TV which communicates with reception: <b>no</b>
TV with teletext decoder: <b>yes</b>	TV has alarm clock with visual alert: <b>no</b>
Bedside plug socket: <b>yes</b>	Entrance door with peephole: <b>no</b>
Written information on available services: <b>yes</b>	Light signals to indicate a knock at the door: <b>no</b>
<b>Communal WCs</b>	
Door lock with visual aid to indicate either free or occupied: <b>no</b>	Cubicle doors with a gap underneath to see if there is someone inside: <b>no</b>
<b>Lifts</b>	
Visual signs indicating the floor and direction of movement, both inside and outside the cab: <b>yes</b>	Emergency button with a light to show that the emergency call has been received: <b>no</b>
<b>Emergency system</b>	
Emergency alarm systems with visual alerts: <b>no</b>	



## 4 STAR HOTELS

Petit Palace  
Plaza del Carmen



#### ACCESSIBILITY – PHYSICALLY DISABLED

<b>Adapted room (No. 111)</b>	No. of adapted rooms: <b>1</b>
On <b>1<sup>st</sup> floor</b> , accessible via lift	Width of door: <b>78 cm</b>
Clear turning circle inside (diameter): <b>Ø 150 cm</b>	Height of climate control: <b>163 cm</b>
Height of bed: <b>50 cm</b>	Space for access to the bed: left hand side <b>120 cm</b> , right hand side <b>120 cm</b>
Wardrobe doors: <b>easy to open</b>	Height of hanger rail: <b>155 cm</b>
Height of wardrobe shelves and drawers: <b>30 cm</b>	
<b>Bathroom in adapted room</b>	
Door: inward opening with width of <b>70 cm</b>	Clear turning circle inside (diameter): <b>Ø 150 cm</b>
<b>Toilet:</b>	
Seat height: <b>40 cm</b>	Height of flush mechanism: <b>87 cm</b>
Approach area: neither $\geq$ <b>80 cm</b>	No grab bar on right hand side
Folding grab bar on left hand side: <b>64 and 82 cm</b>	
<b>Basin:</b>	
Height and clearance beneath the basin: <b>70 and 13 cm</b>	Tap: <b>mixer tap</b>
Height of the lower edge of the mirror: <b>94 cm</b>	Height of bathroom fittings: <b>77 cm</b>
<b>Shower:</b>	
Approach area: <b>160 cm</b>	Shower base: <b>level with floor</b>
Shower floor: <b>non-slip</b>	Shower stool or chair: <b>no</b>
Height and location of horizontal grab bar: <b>83 cm</b> , on wall to side of tap	Height and location of vertical grab bar: <b>85-140 cm</b> , on same wall as the tap
Tap: <b>mixer tap</b>	Height of tap: <b>120-80 cm on accessible wall</b>
Adjustable shower head height: <b>yes</b>	Folding shower screen
<b>Adapted bathroom in communal area</b>	No. of adapted toilets: <b>1</b>
On <b>ground floor</b> , accessible	Door: inward opening with a width of <b>74 cm</b>
Clear turning circle inside (diameter): <b>Ø 150 cm</b>	
<b>Toilet:</b>	
Seat height: <b>40 cm</b>	Height of flush mechanism: <b>82 cm</b>
Approach area: right hand side <b>91 cm</b>	Folding grab bar on right hand side: <b>65 and 80 cm</b>
No grab bar on left hand side	
<b>Basin:</b>	
Height and clearance beneath the basin: <b>70 cm and 13 cm</b>	Tap: <b>mixer tap</b>

## ACCOMMODATION



Height of the lower edge of the mirror: <b>95 cm</b>	Height of bathroom fittings: <b>130 cm</b>
<b>Lifts</b>	
<b>Accessible up to the door</b>	Height of call buttons: <b>107 cm</b>
Width of door: <b>85 cm</b>	Width and depth of cab: <b>110 and 150 cm</b>
Height of lift buttons: <b>90-120 cm</b>	Height of handrail: <b>90 cm</b>

Other amenities	Location	Access	Main characteristics
Reception	Ground floor	Accessible	Height of reception desk: <b>117 cm</b>
Restaurant / Breakfast buffet	Basement -1	Accessible via lift	Height of buffet bar: <b>80 cm and 140 cm</b> Height of table: <b>74 cm</b> Height beneath table: <b>70 cm</b> Width beneath table: <b>70 cm</b> Depth beneath table: <b>70 cm</b>
Meeting rooms (6)	Basement -1	Accessible via lift	Height of table: <b>77 cm</b> Height beneath table: <b>74 cm</b> Width beneath table: <b>210 cm</b> Depth beneath table: <b>76 cm</b>

## ☆☆☆☆ 4 STAR HOTELS

Petit Palace  
Plaza del Carmen



## ACCESSIBILITY - VISUALLY IMPAIRED

<b>Signs</b>	
Signs the same size: <b>yes</b> , average height of <b>145-175 cm</b> and a font size of <b>≥ 1.5 cm</b>	
Lettering in a colour which contrasts with the background: <b>yes</b>	Text and symbols: <b>not in relief and not in Braille</b>
<b>Main stairs</b>	
Edge of stairs marked with a non-slip strip in a contrasting colour: <b>no</b>	Side protection skirting board of <b>≥ 12 cm</b> on both sides: <b>yes</b>
Steps have a riser: <b>yes</b>	All steps are the same height: <b>yes</b>
Steps have nosing: <b>no</b>	
The space under the stairs is blocked off: <b>no</b>	Handrail on either side: <b>on only one side</b>
Continuous handrails on half-landings: <b>no</b>	Handrail extends at top and bottom of stairs: <b>no</b>
Strip of surface of a different texture and contrasting colour at the top and bottom of the stairs: <b>no</b>	
<b>Lifts</b>	
Cab with audio signals: <b>yes</b>	Control buttons in contrasting colour: <b>no</b>
Keypad with numbers in relief: <b>yes</b>	Keypad with numbers in Braille: <b>no</b>



## ACCOMMODATION



### PETIT PALACE POSADA DEL PEINE HOTEL

Calle Postas, 17  
28012 Madrid

**Telephone:** 91 523 81 51  
**Fax:** 91 523 29 93

**Web:** www.hthoteles.com

**Metro wit lift:** Sol

**Bus:** 3 and 50

#### ACCESS

- The main entrance has a step, but there is an alternative connecting door with an access ramp. The ramp is **1 m** long, with an acceptable incline of **8%**. There is no handrail, and the ends of the ramp are not indicated by a distinctively textured and contrastingly coloured floor surface.
- There is a manually opened glass door main door is glazed and opens manually. It is not marked with stripes or a logo in a contrasting colour.
- The alternative door is **80 cm** wide, and is very heavy and difficult to open.



#### ACCESSIBILITY – HEARING IMPAIRED

<b>Room</b>	
Internet connection: <b>yes</b>	TV which communicates with reception: <b>no</b>
TV with teletext decoder: <b>yes</b>	TV has alarm clock with visual alert: <b>yes</b>
Bedside plug socket: <b>yes</b>	Entrance door with peephole: <b>no</b>
Written information on available services: <b>yes</b>	Light signals to indicate a knock at the door: <b>no</b>
<b>Communal WCs</b>	
Door lock with visual aid to indicate either free or occupied: <b>no</b>	Cubicle doors with a gap underneath to see if there is someone inside: <b>no</b>
<b>Lifts</b>	
Visual signs indicating the floor and direction of movement, both inside and outside the cab: <b>yes</b>	Emergency button with a light to show that the emergency call has been received: <b>yes</b>
<b>Emergency system</b>	
Emergency alarm systems with visual alerts: <b>no</b>	



## ☆☆☆☆ 4 STAR HOTELS

Petit Palace  
Posada del Peine



#### ACCESSIBILITY – PHYSICALLY DISABLED

<b>Adapted room (No. 110)</b>	No. of adapted rooms: <b>2</b>
On <b>1<sup>st</sup> floor</b> , accessible via lift	Width of door: <b>77 cm</b>
Clear turning circle inside (diameter): <b>Ø 150 cm</b>	Height of climate control: <b>150 cm</b>
Height of bed: <b>50 cm</b>	Space for access to the bed: left hand side <b>90 cm</b>
Wardrobe doors: <b>easy to open</b>	Height of hanger rail: <b>185 cm</b>
Height of wardrobe shelves and drawers: <b>83 cm</b>	
<b>Bathroom in adapted room</b>	
Door: inward opening with width of <b>80 cm</b>	Clear turning circle inside (diameter): <b>Ø 150 cm</b>
<b>Toilet: Does not provide sufficient lateral approach space (80 cm)</b>	
Seat height: <b>40 cm</b>	Height of flush mechanism: <b>87 cm</b>
Approach area: neither $\geq$ <b>80 cm</b>	Folding grab bar on right hand side: <b>64 and 82 cm</b>
No grab bar on left hand side	
<b>Basin. not sufficient lateral approach space</b>	
Height and clearance beneath the basin: <b>none</b>	Tap: <b>mixer tap</b>
Height of the lower edge of the mirror: <b>100 cm</b>	Height of bathroom fittings: <b>70 cm</b>
<b>Shower:</b>	
Approach area: <b>176 cm</b>	Shower base: <b>level with floor</b>
Shower floor: <b>non-slip</b>	Shower stool or chair: <b>fixed and folding</b>
Height and location of horizontal grab bar: <b>52 cm</b> , on wall to side of tap	Has a vertical grab bar which is used for adjusting the height of the shower head
Tap: <b>mixer tap</b>	Height of tap: <b>100 cm</b> on accessible wall
<b>Lifts</b>	
<b>Accessible up to the door</b>	Height of call buttons: <b>100-120 cm</b>
Width of door: <b>80 cm</b>	Width and depth of cab: <b>110 and 140 cm</b>
Height of lift buttons: <b>100-120 cm</b>	Height of handrail: <b>100 cm</b>



## ACCOMMODATION



Other amenities	Location	Access	Main characteristics
Reception	Ground floor	Accessible	Height of reception desk: <b>110 cm</b>
Restaurant / Breakfast buffet	Basement -1	Accessible	Height of buffet bar: <b>45 cm and 90 cm</b> Height of table: <b>72 cm</b> Height beneath table: <b>70 cm</b> Width beneath table: <b>80 cm</b> Depth beneath table: <b>80 cm</b>



## ACCESSIBILITY - VISUALLY IMPAIRED

### Signs

Signs the same size: **yes**, average height of **150-180 cm** and a font size of **≥ 1.5 cm**

Lettering in a colour which contrasts with the background: **yes**; Text and symbols: **not in relief and not in Braille**

### Main stairs

Edge of stairs marked with a non-slip strip in a contrasting colour: **no**; Side protection skirting board of **≥ 12 cm** on both sides: **no**

Steps have a riser: **yes**; All steps are the same height: **yes**  
Steps have nosing: **no**

The space under the stairs is blocked off: **there is none**

Continuous handrails on half-landings: **yes**; Handrail extends at top and bottom of stairs: **no**

Strip of surface of a different texture and contrasting colour at the top and bottom of the stairs: **no**

### Lifts

Cab with audio signals: **yes**; Control buttons in contrasting colour: **yes**

Keypad with numbers in relief: **yes**; Keypad with numbers in Braille: **no**



## 4 STAR HOTELS POSADA DEL DRAGÓN, BOUTIQUE HOTEL & BAR



Calle Cava Baja, 14  
28005 Madrid

Telephone: 91 119 14 24  
Fax: 91 119 14 25

Web: [www.posadadeldragon.com](http://www.posadadeldragon.com)

Metro without lift: La Latina and Tirso de Molina

Bus: 31, 50 and 65

### ACCESS

- The entrance to the hotel is level with the street. It has a clearance width of **1.10 m**.
- The main entranceway has a **6 cm** high step, with an alternative entranceway next to the main one, namely the entrance to the restaurant.
- The alternative entranceway comprises an inward opening double wooden door. It has a clearance width of **1.53 m** and the ramped step has a **10.5%** incline.
- Neither of the entrances has a doorbell or a video intercom.
- There is an accessible route that takes guests straight to the reception and help desk.



## ACCESSIBILITY - HEARING IMPAIRED

### Room

Internet connection: **yes**; TV which communicates with reception: **yes**

TV with teletext decoder: **no**; TV has alarm clock with visual alert: **no**

Bedside plug socket: **yes**; Entrance door with peephole: **no**  
Written information on available services: **no**; Light signals to indicate a knock at the door: **no**

### Communal WCs

Door lock with visual aid to indicate either free or occupied: **no**; Cubicle doors with a gap underneath to see if there is someone inside: **no**

### Lifts

Visual signs indicating the floor and direction of movement, both inside and outside the cab: **only inside**; Emergency button with a light to show that the emergency call has been received: **yes**

### Emergency system

Emergency alarm systems with visual alerts: **no**





## ACCOMMODATION



### ACCESSIBILITY - PHYSICALLY DISABLED

<b>Adapted room (No. 003)</b>	Number of adapted rooms: <b>1</b>
On the ground floor accessible via lift	Width of door: <b>77 cm</b>
Clear turning circle inside (diameter): <b>Ø 150 cm</b>	Height of climate control: <b>155 cm</b>
Height of bed: <b>55 cm</b>	Space for access to the bed: right hand side <b>110 cm</b> , left hand side <b>55 cm</b>
Wardrobe doors: swing door opening to <b>90°</b> with doorknob, difficult to open	Height of hanger rail: <b>170 cm</b>
Min. and max. height of wardrobe shelves and drawers: <b>85 cm</b>	
<b>Bathroom in adapted room</b>	
Door: Sliding door with a width of <b>84 cm</b>	Clear turning circle inside (diameter): <b>Ø 150 cm</b>
<b>Toilet:</b>	
Seat height: <b>40 cm</b>	Height of flush mechanism: <b>79 cm</b>
Approach area: right hand side <b>175 cm</b> , and front <b>90 cm</b>	Folding grab bar on the right hand side: <b>75 - 80 cm</b>
Folding grab bar on the left hand side: <b>75 - 80 cm</b>	Distance between bars: <b>68 cm</b>
<b>Basin:</b>	
Height and clearance beneath the basin: <b>75 cm and 50 cm</b>	Tap: mixer tap easy to use
Height of the lower edge of the mirror: <b>130 cm</b>	Min. and max. height of bathroom fittings: <b>85 cm</b>
<b>Shower:</b>	
Width and depth of approach area: <b>110 cm and 170 cm</b>	Shower base: level with the floor
Shower floor: non-slip	Shower chair or seat: fixed and folding seats
Height and location of horizontal grab bar: <b>70 cm</b> on the same wall as the tap, L-shaped	Height and location of vertical grab bar: <b>70 - 90 cm</b> on the wall to the side of the tap, diagonal
Tap: mixer tap easy to use	Height of the tap: <b>110 cm</b> on the same wall as the fixed shower seat
Adjustable height shower head: <b>110 - 196 cm</b>	Shower screen: <b>no</b>
<b>Adapted bathroom in communal areas</b>	
Located next to reception and cafeteria	On ground floor - accessible
Bathroom door: sliding door with a width of <b>72 cm</b>	Cubicle door: inward opening with a width of <b>66 cm</b>
Clear turning circle inside (diameter): <b>Ø 150 cm</b>	



## 4 STAR HOTELS

### Posada del Dragón



<b>Toilet:</b>	
Seat height: <b>42 cm</b>	Height of flush mechanism: <b>78 cm</b>
Approach area: right hand side <b>60 cm</b> , left hand side <b>70 cm</b> and frontal <b>140 cm</b>	Folding grab bar on the right hand side: <b>60 - 75 cm</b>
Folding grab bar on the left hand side: <b>60 - 75 cm</b>	Distance between bars: <b>66 cm</b>
<b>Basin:</b>	
Height and clearance beneath the basin: <b>80 cm</b> with no clearance beneath the basin	Tap: regular tap requiring twisting movement – difficult to use
Height of the lower edge of the mirror: <b>123 cm</b>	Min. and max. height of bathroom fittings: <b>105 cm</b>
<b>Lifts</b>	
Floors served: all floors	Total number of lifts: <b>1</b>
Height of call buttons: <b>90 cm</b>	Accessible up to the door
Width and depth of cab: <b>96 and 130 cm</b>	Width of door: <b>80 cm</b>
Height of handrail: <b>90 cm</b>	Min. and max. height of the call buttons: <b>80 cm and 115 cm</b>
	Mirror opposite the door: <b>yes</b>

Other amenities	Location	Access	Main characteristics
Reception	Ground floor	Accessible	Height of reception desk: <b>113 cm</b>
Cafeteria	Ground floor	Accessible	Height of bar: <b>113 cm</b> Height of table: <b>78 cm</b> Height beneath table: <b>73 cm</b> Width beneath table: <b>80 cm</b> Depth beneath table: <b>35 cm</b>
Restaurant / Breakfast buffet	Ground floor	Accessible	Height of buffet bar: <b>80 - 113 cm</b> Height of table: <b>75 cm</b> Height beneath table: <b>70 cm</b> Width beneath table: <b>80 cm</b> Depth beneath table: <b>35 cm</b>
Meeting rooms (1)	Ground floor	Accessible	Depending on the event. It is a small room suitable for small meetings and business dinners and lunches



## ACCOMMODATION



### ACCESSIBILITY - VISUALLY IMPAIRED

#### Bedrooms

Colour of door contrasts with adjacent walls: <b>yes</b>	Information about hotel services available in Braille: <b>no</b> and in large print: <b>no</b>
--	--

Room lighting with dimmer switch: <b>no</b>	TV remote control with large numbers: <b>yes</b> and in contrasting colours: <b>yes</b>
---	---

Room free of projecting elements: <b>no</b>	Audible signals to indicate emergency alarm: <b>yes</b>
---	---

#### Signs

Signs the same size: **yes**, but are only available to indicate bedrooms and for emergency signs. General lack of signs. Average height of **170 cm** and a font size of **3 cm**

Lettering in a colour which contrasts with the background: <b>yes</b>	Text and symbols: not in relief and not in Braille
---	--

#### Main stairs

Edge of stairs marked with a non-slip strip in a contrasting colour: <b>no</b>	Side protection skirting board of $\geq 12$ cm on both sides: <b>no</b> , just on one side
--	--

Steps have a riser: <b>yes</b>	
--------------------------------	--

Steps have nosing: <b>yes</b>	All steps are the same height: <b>yes</b>
-------------------------------	---

The space under the stairs is blocked off: <b>yes</b>	Handrail on either side: <b>no</b> , only on one side
---	---

Continuous handrails on half-landings: <b>yes</b>	Handrail extends past the top and bottom of stairs: <b>yes</b>
---	--

Distinctively textured and contrastingly coloured strip at the top and bottom of the stairs: <b>no</b>	
--	--

#### Lifts

Cab with audio signals: <b>yes</b>	Control buttons in contrasting colours: <b>yes</b>
------------------------------------	--

Keypad with numbers in relief: <b>yes</b>	Keypad with numbers in Braille: <b>yes</b>
---	--


Strip of surface of a different texture and contrasting colour at entrance to lift: <b>yes</b>	
--	--

#### Emergency System

Audible alarm system in place in case of emergency: <b>yes</b>	
--	--



## 4 STAR HOTELS



### PRAGA HOTEL

	Calle de Antonio López, 65 28019 Madrid
--	--

	Telephone: 91 469 06 00
	Fax: 91 469 06 00

	Web: <a href="http://www.h-santos.es">www.h-santos.es</a>
--	---

	Metro without lift: Marqués de Vadillo
--	--

	Bus: 23 and N15
--	-----------------

### ACCESS

- The main entrance has a ramp in front of the door. The ramp is **3 m** wide, **1.09 m** long and has a non-recommended incline of **15%**. There is no handrail, and the ends of the ramp are not indicated by a distinctively textured and contrastingly coloured floor surface.
- There is an automatic sliding glass door which is **3 m** wide. It is marked with the hotel's logo in a contrasting colour.



### ACCESSIBILITY - HEARING IMPAIRED

#### Room

Internet connection: <b>yes</b>	TV which communicates with reception: <b>yes</b>
---------------------------------	--

TV with teletext decoder: <b>yes</b>	TV has alarm clock with visual alert: <b>yes</b>
--------------------------------------	--

Bedside plug socket: <b>yes</b>	Entrance door with peephole: <b>no</b>
---------------------------------	--

Written information on available services: <b>no</b>	Light signals to indicate a knock at the door: <b>no</b>
--	--

#### Communal WCs

Door lock with visual aid to indicate either free or occupied: <b>no</b>	Cubicle doors with a gap underneath to see if there is someone inside: <b>no</b>
--	--

#### Lifts

Visual signs indicating the floor and direction of movement, both inside and outside the cab: <b>yes</b>	Emergency button with a light to show that the emergency call has been received: <b>no</b>
--	--

#### Emergency system

Emergency alarm systems with visual alerts: <b>no</b>	
---	--


**ACCESSIBILITY – PHYSICALLY DISABLED**

<b>Adapted room (No. 421)</b>	No. of adapted rooms: <b>5</b>
On <b>4<sup>th</sup> floor</b> , accessible via lift	Width of door: <b>83 cm</b>
Clear turning circle inside (diameter): <b>Ø 150 cm</b>	Height of climate control: <b>120 cm</b>
Height of bed: <b>54 cm</b>	Space for access to the bed: left hand side <b>90 cm</b> , right hand side <b>90 cm</b>
Wardrobe doors: <b>sliding</b>	Height of hanger rail: <b>130 cm</b>
Height of wardrobe shelves and drawers: <b>50-159 cm</b>	
<b>Bathroom in adapted room</b>	
Door: inward opening with width of <b>83 cm</b>	Clear turning circle inside (diameter): <b>Ø 150 cm</b>
<b>Toilet:</b>	
Seat height: <b>42 cm</b>	Height of flush mechanism: <b>100 cm</b>
Approach area: on one side <b>≥ 80 cm</b>	Folding grab bar on approach side
Fixed grab bar on opposite side	Distance between bars: <b>69 cm</b>
<b>Basin:</b>	
Height and clearance beneath the basin: <b>73 cm and 23 cm</b>	Tap: <b>mixer tap</b>
Height of the lower edge of the mirror: <b>91 cm</b>	Height of bathroom fittings: <b>100-124 cm</b>
<b>Bath:</b>	
Height of bath: <b>45 cm</b>	Horizontal grab bar on approach side
No transfer chair or platform	Tap: <b>mixer tap</b>
<b>Lifts</b>	
<b>Accessible up to the door</b>	Height of call buttons: <b>144 cm</b>
Width of door: <b>70 cm</b>	Width and depth of cab: <b>112 and 85 cm</b>
Height of lift buttons: <b>121-149 cm</b>	



Other amenities	Location	Access	Main characteristics
Reception	Ground floor	Accessible	Height of reception desk: <b>116 cm</b>
Cafeteria	Ground floor	Not accessible, with stairs	Height of table: <b>74.5 cm</b> Height beneath table: <b>71 cm</b> Width beneath table: <b>120 cm</b> Depth beneath table: <b>20 cm</b>
Restaurant / Breakfast buffet	Ground floor	Accessible	Height of table: <b>75 cm</b> Height beneath table: <b>70 cm</b> Width beneath table: <b>120 cm</b> Depth beneath table: <b>71 cm</b>
Meeting rooms (1)	Ground floor	Accessible	
Parking	Basement -1	Accessible via service lift, door has a width of <b>80 cm</b> , the cab has a width of <b>112 cm</b> and a depth of <b>131 cm</b>	There are no parking spaces for people with limited mobility ( <b>PRM</b> ), indicated by the disabled parking sign ( <b>ISA</b> )



## ACCOMMODATION



### ACCESSIBILITY – VISUALLY IMPAIRED

#### Signs

Signs the same size: **yes**, average height of **160-200 cm** and a font size of **≥ 1.5 cm**

Lettering in a colour which contrasts with the background: **yes** Text and symbols: **not in relief and not in Braille**

#### Main stairs

Edge of stairs marked with a non-slip strip in a contrasting colour: **no** Side protection skirting board of **≥ 12 cm** on both sides: **yes**

Steps have a riser: **no** All steps are the same height: **yes**

Steps have nosing: **no**

The space under the stairs is blocked off: **there is none**

Continuous handrails on half-landings: **yes** Handrail extends at top and bottom of stairs: **no**

Strip of surface of a different texture and contrasting colour at the top and bottom of the stairs: **no**


#### Lifts

Cab with audio signals: **yes** Control buttons in contrasting colour: **yes**

Keypad with numbers in relief: **yes** Keypad with numbers in Braille: **yes**



## 4 STAR HOTELS



### PULLMAN MADRID AIRPORT & FERIA HOTEL

Avenida de la Capital de España, 10  
28042 Madrid

Telephone: 91 721 00 70  
 Fax: 91 721 05 15

Web: [www.pullmanhoteles.com](http://www.pullmanhoteles.com)

Metro with lift: Campo de las Naciones

Bus: 122, 112 and 10

#### ACCESS

- The main entrance is accessible and has a level surface.
- There is an automatic revolving glass door which is **≥ 90 cm** wide.
- There are **2** alternative swing doors on either side of the revolving door, each of which is **82 cm** wide.
- None of the doors are marked with horizontal strips or a logo in a contrasting colour.



### ACCESSIBILITY – HEARING IMPAIRED

#### Room

Internet connection: **yes** TV which communicates with reception: **yes**

TV with teletext decoder: **yes** TV has alarm clock with visual alert: **no**

Bedside plug socket: **yes** Entrance door with peephole: **yes**

Written information on available services: **yes** Light signals to indicate a knock at the door: **no**

#### Communal WCs

Door lock with visual aid to indicate either free or occupied: **no** Cubicle doors with a gap underneath to see if there is someone inside: **no**

#### Lifts

Visual signs indicating the floor and direction of movement, both inside and outside the cab: **yes** Emergency button with a light to show that the emergency call has been received: **yes**

#### Emergency system

Emergency alarm systems with visual alerts: **no**


**ACCESSIBILITY – PHYSICALLY DISABLED**

<b>Adapted room (No. 218)</b>	No. of adapted rooms: <b>4</b>
On <b>2<sup>nd</sup> floor</b> , accessible via lift	Width of door: <b>86 cm</b>
Clear turning circle inside (diameter): <b>Ø 150 cm</b>	Height of climate control: <b>146-154 cm</b>
Height of bed: <b>60 cm</b>	Space for access to the bed: left hand side $\geq$ <b>90 cm</b> , right hand side $\geq$ <b>90 cm</b>
Wardrobe doors: handles, difficult to open	Height of hanger rail: <b>190 cm</b>
<b>Bathroom in adapted room</b>	
Door: inward opening with width of <b>90 cm</b>	Clear turning circle inside (diameter): <b>Ø 150 cm</b>
<b>Toilet:</b>	
Seat height: <b>45 cm</b>	Height of flush mechanism: <b>100 cm</b>
Approach area: none $\geq$ <b>80 cm</b>	Fixed grab bar at a height of <b>50-73 cm</b>
<b>Basin:</b>	
Height and clearance beneath the basin: <b>65 cm and 30 cm</b>	Tap: <b>mixer tap</b>
Height of the lower edge of the mirror: <b>96 cm</b>	Height of bathroom fittings: <b>126-140 cm</b>
<b>Bath:</b>	
Height of bath: <b>54 cm</b>	No horizontal grab bar
Transfer chair or platform: <b>yes</b>	Vertical grab bar at height of <b>76-97 cm</b>
Tap: mixer tap at height of <b>97 cm</b>	
<b>Lifts (Panoramic)</b>	
<b>Accessible up to the door</b>	Height of call buttons: <b>112-116 cm</b>
Width of door: <b>79 cm</b>	Width and depth of cab: <b>117 and 128 cm</b>
Height of lift buttons: <b>109-121 cm</b>	

**4 STAR HOTELS**
**Pullman  
Madrid Airport & Feria**

<b>Other amenities</b>	<b>Location</b>	<b>Access</b>	<b>Main characteristics</b>
Reception	Ground floor	Accessible	Height of reception desk: <b>116 cm</b>
Communal WCs		Accessible	None of them are adapted for wheelchair users
Cafeteria	Ground floor	Accessible	Height of bar: <b>116 cm</b> Height of table: <b>50 cm</b>
Restaurant / Breakfast buffet	Ground floor	Accessible	Height buffet bar: <b>86 cm</b> Height of table: <b>73 cm</b> Height beneath table: <b>70 cm</b> Width beneath table: <b>80 cm</b> Depth beneath table: <b>15 cm</b>
Meeting rooms (6)	Ground floor	Accessible	
Pool		Accessible via lift and ramp with an incline of <b>9%</b> . No handrail	No hoist for getting into the pool. No specially adapted changing rooms or toilets
Parking		Accessible via lift and ramp with an incline of <b>11%</b> . No handrail	There are parking spaces for people with limited mobility ( <b>PRM</b> ), indicated by the disabled parking sign ( <b>ISA</b> )





## ACCOMMODATION



### ACCESSIBILITY - VISUALLY IMPAIRED

#### Signs

Signs the same size: **yes**, average height of **165-170 cm** and a font size of **≥ 1.5 cm**

Lettering in a colour which contrasts with the background: **no** Text and symbols: **not in relief and not in Braille**

#### Main stairs

Edge of stairs marked with a non-slip strip in a contrasting colour: **no** Side protection skirting board of **≥ 12 cm** on both sides: **no**

Steps have a riser: **yes** All steps are the same height: **yes**  
Steps have nosing: **no**

The space under the stairs is blocked off: **no**

Continuous handrails on half-landings: **no** Handrail extends at top and bottom of stairs: **no**

Strip of surface of a different texture and contrasting colour at the top and bottom of the stairs: **no**

#### Lifts

Cab with audio signals: **yes** Control buttons in contrasting colour: **yes**

Keypad with numbers in relief: **yes** Keypad with numbers in Braille: **no**



## 4 STAR HOTELS



### QUO PUERTA DEL SOL HOTEL

Calle de Sevilla, 4  
28014 Madrid

Telephone: 91 532 90 40  
Fax: 91 531 28 34

Web: [www.hotelesquo.com](http://www.hotelesquo.com)

Metro without lift: Sevilla

Bus: 3 and 150

#### ACCESS

- The main entrance has **2** steps and no alternative ramp. There is a manually opened glass door which is **1.45 m** wide. It is not marked with horizontal strips or a logo in a contrasting colour.
- There is an alternative, level entrance on Calle de Arlabán at the side of the hotel. It has a wooden swing door which is **77 cm** wide. To get in, one must use an entry-phone which is located at a height of **1.60 m**.
- Between the entrance and the reception area is a ramp **1.35 m** long, with an acceptable incline of **8%**. There is no handrail, and the ends of the ramp are not indicated by a distinctively textured and contrastingly coloured floor surface.



### ACCESSIBILITY - HEARING IMPAIRED

#### Room

Internet connection: **no** TV which communicates with reception: **no**

TV with teletext decoder: **yes** TV has alarm clock with visual alert: **no**

Bedside plug socket: **yes** Entrance door with peephole: **yes**

Written information on available services: **yes** Light signals to indicate a knock at the door: **no**

#### Communal WCs

Door lock with visual aid to indicate either free or occupied: **no** Cubicle doors with a gap underneath to see if there is someone inside: **no**

#### Lifts

Visual signs indicating the floor and direction of movement, both inside and outside the cab: **yes** Emergency button with a light to show that the emergency call has been received: **no**

#### Emergency system

Emergency alarm systems with visual alerts: **no**



## ACCOMMODATION



### ACCESSIBILITY - PHYSICALLY DISABLED

<b>Adapted room</b>	No. of adapted rooms: <b>2</b>
Accessible via lift	Width of door: <b>78 cm</b>
Clear turning circle inside (diameter): <b>Ø 150 cm</b>	Height of climate control: <b>137-154 cm</b>
Height of bed: <b>57 cm</b>	Height of wardrobe shelves and drawers: <b>25-145 cm</b>
Wardrobe doors: with knobs, <b>difficult to use</b>	Height of hanger rail: <b>145 cm</b>
<b>Bathroom in adapted room</b>	
Door: width of <b>81 cm</b>	Clear turning circle inside (diameter): <b>Ø 150 cm</b>
<b>Toilet:</b>	
Seat height: <b>40 cm</b>	Height of flush mechanism: <b>81 cm</b>
Approach area: none <b>≥ 80 cm</b>	Folding grab bar on approach side
Fixed grab bar on opposite side	Distance between bars: <b>83 cm</b>
<b>Basin:</b>	
Height and clearance beneath the basin: <b>68 and 19 cm</b>	Tap: <b>mixer tap</b>
Height of the lower edge of the mirror: <b>90 cm</b>	Height of bathroom fittings: <b>132-162 cm</b>
<b>Bath:</b>	
Height of bath: <b>48 cm</b>	No horizontal grab bar
Transfer platform: <b>no</b>	Tap difficult to use at height of <b>55 cm</b>
<b>Adapted bathroom in communal areas</b>	
On <b>first floor</b> , accessible via lift	Door: width of <b>77 cm</b>
Clear turning circle inside (diameter): <b>Ø 150 cm</b>	
<b>Toilet:</b>	
Seat height: <b>40 cm</b>	Height of flush mechanism: <b>80 cm</b>
Approach area: on one side <b>150 cm</b>	Folding grab bar on approach side
Fixed grab bar on opposite side of approach	
<b>Basin:</b>	
Height and clearance beneath the basin: <b>80 cm and 29 cm</b>	Tap: <b>mixer tap</b>
Height of the lower edge of the mirror: <b>92 cm</b>	Height of bathroom fittings: <b>100-150 cm</b>
<b>Lifts</b>	
<b>Accessible up to the door</b>	Height of call buttons: <b>101 cm</b>
Width of door: <b>80 cm</b>	Width and depth of cab: <b>112 and 119 cm</b>
Height of lift buttons: <b>94-130 cm</b>	Height of handrail: <b>83 cm</b>

## ☆☆☆☆ 4 STAR HOTELS



Quo Puerta del Sol



Other amenities	Location	Access	Main characteristics
Reception	Ground floor	Accessible via ramp described above	Height of reception desk: <b>112 cm</b>
Cafeteria	Basement -1	Accessible via lift	Height of bar: <b>98 cm</b> Height of table: <b>77 cm</b> Height beneath table: <b>65 cm</b> Width beneath table: <b>88 cm</b> Depth beneath table: <b>70 cm</b>



### ACCESSIBILITY - VISUALLY IMPAIRED

<b>Signs</b>	
Signs the same size: <b>yes</b> , average height of <b>154-194 cm</b> and a font size of <b>≥ 1.5 cm</b>	
Lettering in a colour which contrasts with the background: <b>yes</b>	Text and symbols: <b>not in relief and not in Braille</b>
<b>Main stairs</b>	
Edge of stairs marked with a non-slip strip in a contrasting colour: <b>no</b>	Side protection skirting board of <b>≥ 12 cm</b> on both sides: <b>no</b>
Steps have a riser: <b>yes</b>	All steps are the same height: <b>yes</b>
The space under the stairs is blocked off: <b>yes</b>	
Continuous handrails on half-landings: <b>no</b>	Handrail extends at top and bottom of stairs: <b>no</b>
Strip of surface of a different texture and contrasting colour at the top and bottom of the stairs: <b>no</b>	
<b>Lifts</b>	
Cab with audio signals: <b>no</b>	Control buttons in contrasting colour: <b>no</b>
Keypad with numbers in relief: <b>yes</b>	Keypad with numbers in Braille: <b>yes</b>



## ACCOMMODATION



### RADISSON BLU HOTEL, MADRID PRADO

Calle Moratín, 52  
28014 Madrid

**Telephone:** 91 524 26 26  
**Fax:** 91 369 73 71

**Web:** www.radissonblu.com/pradohotel-madrid

**Metro with lift:** Atocha Renfe

**Bus:** 27 and 34

#### ACCESS

- The entrance to the hotel is level with the street. It has a clearance width of **1.40 m** and a slope with a **3.5%** incline.
- There is a large set of inward opening wooden double doors that are always open with a clearance width of over **1.20 m**. Next are two sets of identical automatic double glass doors, each with a clearance width of **120 cm**. They are marked with double horizontal stripes but not in contrasting colours. The distance between each set of doors is **1.65 m**.
- There is a doorbell at a height of **1.42 m**.
- Before the doors is a doormat that is securely affixed to the floor.
- There is an accessible route that takes guests straight to the reception and help desk.



#### ACCESSIBILITY - HEARING IMPAIRED

<b>Room</b>	
Internet connection: <b>yes</b>	TV which communicates with reception: <b>yes</b>
TV with teletext decoder: <b>yes</b>	TV has alarm clock with visual alert: <b>yes</b>
Bedside plug socket: <b>yes</b>	Entrance door with peephole: <b>no</b>
Written information on available services: <b>no</b>	Light signals to indicate a knock at the door: <b>no</b>
<b>Communal WCs</b>	
Door lock with visual aid to indicate either free or occupied: <b>no</b>	Cubicle doors with a gap underneath to see if there is someone inside: <b>no</b>
<b>Lifts</b>	
Visual signs indicating the floor and direction of movement, both inside and outside the cab: <b>no</b>	Emergency button with a light to show that the emergency call has been received: <b>yes</b>
<b>Emergency system</b>	
Emergency alarm systems with visual alerts: <b>no</b>	



## ☆☆☆☆ 4 STAR HOTELS

Radisson  
BLU



#### ACCESSIBILITY - PHYSICALLY DISABLED

<b>Adapted room (No. 302)</b>	Number of adapted rooms: <b>2</b>
On the 3 <sup>rd</sup> floor accessible via lift	Width of door: <b>77 cm</b>
Clear turning circle inside (diameter): <b>Ø 150 cm</b>	Height of climate control: <b>160 cm</b>
Height of bed: <b>56 cm</b>	Space for access to the bed: right hand side <b>100 cm</b>
Wardrobe doors: swing door opening to <b>90°</b> with doorknob	Height of hanger rail: <b>182 cm</b>
Min. and max. height of wardrobe shelves and drawers: <b>30 cm and 90 cm</b>	
<b>Bathroom in adapted room</b>	
Door: opens outwards with a width of <b>76 cm</b>	Clear turning circle inside (diameter): <b>Ø 150 cm</b>
<b>Toilet:</b>	
Seat height: <b>40 cm</b>	Height of flush mechanism: <b>100 cm</b>
Approach area: on right hand side <b>115 cm</b> , on left hand side <b>110 cm</b> and front <b>105 cm</b>	Folding grab bar on the right hand side: <b>56 – 76 cm</b>
Folding grab bar on the left hand side: <b>56 – 76 cm</b>	Distance between bars: <b>65 cm</b>
<b>Basin:</b>	
Height and clearance beneath the basin: <b>69 cm and 60 cm</b>	Tap: mixer tap easy to use
Height of the lower edge of the mirror: <b>107 cm</b>	Min. and max. height of bathroom fittings: <b>75 cm</b>
<b>Shower:</b>	
Width and depth of approach area: <b>120 cm and ≥ 120 cm</b>	Shower base: level with the floor
Shower floor: non-slip	Shower chair or seat: fixed and folding seats
Height and location of horizontal grab bar: <b>95 cm</b> on the same wall as the tap	Height and location of vertical grab bar: <b>95 - 183 cm</b> to the side of the tap on the same wall
Tap: mixer tap easy to use	Height of the tap: <b>110 cm</b> and perpendicular to fixed shower seat
Non-adjustable height shower head: <b>110 cm</b>	Shower screen: <b>no</b>
<b>Adapted bathroom in communal areas</b>	Total number of adapted toilets: <b>1</b>
Located next to the spa via lift	On basement floor -1 - Accessible
Bathroom door: <b>none</b>	Cubicle door: sliding door with a width of <b>77 cm</b>
Clear turning circle inside (diameter): <b>Ø 150 cm</b>	



## ACCOMMODATION



<b>Toilet:</b>	
Seat height: <b>50 cm</b>	Height of flush mechanism: <b>86 cm</b>
Approach area: right hand side <b>145 cm</b> and frontal <b>136 cm</b>	Folding grab bar on the right hand side at a height of <b>58 - 78 cm</b>
Folding grab bar on the left hand side: <b>none</b>	
<b>Basin:</b>	
Height and clearance beneath the basin: <b>70 cm and 50 cm</b>	Tap: mixer tap easy to use
Height of the lower edge of the mirror: <b>115 cm</b>	Min. and max. height of bathroom fittings: <b>100 cm</b>
<b>Lifts</b>	
Total number of lifts: <b>2</b>	
The floor at the entrance of the lift suitable for people with reduced mobility (PRM) is of a different colour.	
Floors served: <b>all floors</b>	Accessible up to the door
Height of call buttons: <b>96 – 100 cm</b>	Width of door: <b>80 cm</b>
Width and depth of cab: <b>103 and 147 cm</b>	Min. and max. height of the call buttons: <b>100 cm and 122 cm</b>
Height of handrail: <b>90 cm</b>	Mirror opposite the door: <b>yes</b>

Other amenities	Location	Access	Main characteristics
Reception	Ground floor	Accessible	Height of reception desk: <b>119 cm</b>
Cafeteria	Mezzanine	Accessible via lift	Height of bar: <b>116 cm</b> Height of table: <b>43 cm</b> Height beneath table <b>41 cm</b> Width beneath table: <b>80 cm</b>
Restaurant / Breakfast buffet	Mezzanine	Accessible via lift	Height of buffet bar: <b>72 - 87 cm</b> Height of table: <b>76 cm</b> Height beneath table <b>71 cm</b> Width beneath table: <b>80 cm</b> Depth beneath table: <b>30 cm</b>
Meeting rooms 1 large one can be converted into three smaller ones	Mezzanine	Accessible via lift	Furniture changes depending on the event
Spa & Gym	Basement -1	Accessible via lift	Hoist available for getting into the pool. No specially adapted changing rooms or toilets

## ★★★★ 4 STAR HOTELS

Radisson  
BLU



## ACCESSIBILITY - VISUALLY IMPAIRED

<b>Bedrooms</b>	
Colour of door contrasts with adjacent walls: <b>no</b>	Information about hotel services available in Braille: <b>no</b> and in large print: <b>no</b>
Room lighting with dimmer switch: <b>no</b>	TV remote control with large numbers: <b>yes</b> and in contrasting colours: <b>yes</b>
Room free of projecting elements: <b>no</b>	Audible signals to indicate emergency alarm: <b>yes</b>
<b>Signs</b>	
Signs the same size: <b>yes</b> , average height of <b>170 cm</b> and a font size of <b>3 cm</b>	
Lettering in a colour which contrasts with the background: <b>yes</b>	Text and symbols: not in relief and not in Braille
<b>Main stairs</b>	
Edge of stairs marked with a non-slip strip in a contrasting colour: <b>no</b>	Side protection skirting board of <b>12 cm</b> on both sides: <b>yes</b>
Steps have a riser: <b>yes</b>	
Steps have nosing: <b>no</b>	All steps are the same height: <b>yes</b>
The space under the stairs is blocked off: <b>yes</b>	Handrail on either side: <b>yes</b>
Continuous handrails on half-landings: <b>no</b>	Handrail extends past the top and bottom of stairs: <b>no</b>
Distinctively textured and contrastingly coloured strip at the top and bottom of the stairs: <b>no</b>	
<b>Lifts</b>	
Cab with audio signals: <b>yes</b>	Control buttons in contrasting colours: <b>yes</b>
Keypad with numbers in relief: <b>yes</b>	Keypad with numbers in Braille: <b>no</b>
Distinctively textured and contrastingly coloured strip at entrance to lift: <b>yes</b> , on one of the lifts, contrasting colour but not texture	
<b>Emergency System</b>	
Audible alarm system in place in case of emergency: <b>yes</b>	


**RAFAEL HOTELES ATOCHA**

-  Calle de Méndez Álvaro, 30  
Madrid
-  **Telephone:** 91 468 81 00  
**Fax:** 91 468 81 20
-  **Web:** www.rafaelhoteles.com
-  **Metro with lift:** Palos de la Frontera
-  **Bus:** 8 and 102

**ACCESS**

- The main entrance has a step with an alternative ramp. The ramp is **3.44 m** wide, **55 cm** long with a non-recommended incline of **16%**. The ends of the ramp are indicated by a distinctively textured floor surface, but there is no handrail.
- There is an automatic sliding glass door which is **1.66 m** wide. It is marked with horizontal strips and a logo.


**ACCESSIBILITY – HEARING IMPAIRED**

<b>Room</b>	
Internet connection: <b>yes</b>	TV which communicates with reception: <b>no</b>
TV with teletext decoder: <b>yes</b>	TV has alarm clock with visual alert: <b>no</b>
Bedside plug socket: <b>yes</b>	Entrance door with peephole: <b>no</b>
Written information on available services: <b>yes</b>	Light signals to indicate a knock at the door: <b>no</b>
<b>Communal WCs</b>	
Door lock with visual aid to indicate either free or occupied: <b>no</b>	Cubicle doors with a gap underneath to see if there is someone inside: <b>no</b>
<b>Lifts</b>	
Visual signs indicating the floor and direction of movement, both inside and outside the cab: <b>yes</b>	Emergency button with a light to show that the emergency call has been received: <b>no</b>
<b>Emergency system</b>	
Emergency alarm systems with visual alerts: <b>no</b>	


**ACCESSIBILITY – PHYSICALLY DISABLED**

<b>Adapted room (No. 101)</b>	
No. of adapted rooms: <b>4</b>	Width of door: <b>78.5 cm</b>
On <b>1<sup>st</sup> floor</b> , accessible via lift	Height of climate control: <b>137 cm</b> and another next to the bed <b>86-93 cm</b>
Clear turning circle inside (diameter): <b>Ø 150 cm</b>	Space for access to the bed: right hand side <b>98 cm</b> , left hand side <b>123 cm</b>
Height of bed: <b>53 cm</b>	Height of hanger rail: <b>174 cm</b>
Wardrobe doors: <b>sliding</b>	Height of wardrobe shelves and drawers: <b>68 cm</b>
<b>Bathroom in adapted room</b>	
Door: outward opening with width of <b>78.5 cm</b>	Clear turning circle inside (diameter): <b>Ø 150 cm</b>
<b>Toilet:</b>	
Seat height: <b>41 cm</b>	Height of flush mechanism: <b>77 cm</b>
Approach area: left hand side <b>110 cm</b> , front <b>150 cm</b>	Fixed grab bar on right hand side: <b>85 cm</b>
Folding grab bar on left hand side: <b>70-85 cm</b>	Distance between bars: <b>78.5 cm</b>
<b>Basin:</b>	
Height and clearance beneath the basin: <b>74 and 60 cm</b>	Tap: <b>mixer tap</b>
Height of the lower edge of the mirror: <b>93 cm</b>	Height of bathroom fittings: <b>81-135 cm</b>
<b>Shower:</b>	
Approach area: <b>120 cm</b>	Shower base: <b>level with floor</b>
Shower floor: <b>non-slip</b>	Shower stool or chair: <b>fixed and folding</b>
Height and location of horizontal grab bar: <b>120 cm</b> , on the same wall as the tap	Has a vertical grab bar which is used for adjusting the height of the shower head
Tap: <b>mixer tap</b>	Height of tap: <b>100 cm on accessible wall</b>
Adjustable shower head height: <b>yes</b>	Folding shower screen
<b>Adapted bathroom in communal area</b>	
On <b>ground floor</b> , accessible	No. of adapted toilets: <b>1</b>
Clear turning circle inside (diameter): <b>Ø 150 cm</b>	Door: outward opening with a width of <b>80.5 cm</b>
<b>Toilet:</b>	
Seat height: <b>41 cm</b>	Height of flush mechanism: <b>76 cm</b>
Approach area: on one side <b>114 cm</b> , front <b>78 cm</b>	Folding grab bar on approach side: <b>65 cm</b>

## ACCOMMODATION



<b>Basin:</b>	
Height and clearance beneath the basin: <b>73 cm and 32 cm</b>	Tap: <b>pressure tap</b>
Height of the lower edge of the mirror: <b>90.5 cm</b>	Height of bathroom fittings: <b>80-124 cm</b>
<b>Lifts</b>	No. of lifts: <b>2</b>
<b>Accessible up to the door</b>	Height of call buttons: <b>117-125 cm</b>
Width of door: <b>80 cm</b>	Width and depth of cab: <b>102 and 117 cm</b>
Height of lift buttons: <b>106-122 cm</b>	Height of handrail: <b>98 cm</b>

Other amenities	Location	Access	Main characteristics
Reception	Ground floor	Accessible	Height of reception desk: <b>102 cm</b>
Cafeteria	Ground floor	Accessible	Height of bar: <b>115 cm</b> Height of table: <b>70 cm</b> Height beneath table: <b>67.5 cm</b> Width beneath table: <b>60 cm</b> Depth beneath table: <b>12 cm</b> Tables with a central leg
Restaurant	Ground floor	Accessible	Height of table: <b>77 cm</b> Height beneath table: <b>75 cm</b> Width beneath table: <b>97 cm</b> Depth beneath table: <b>90 cm</b>
Breakfast buffet room (Cibeles Room)	First floor	Accessible via lift	Height of buffet bar: <b>74 cm</b> Height of table: <b>74 cm</b> Height beneath table: <b>72 cm</b> Width beneath table: <b>60 cm</b> Depth beneath table: <b>78 cm</b>
Meeting rooms (7)	4 on ground floor, 3 on first floor	Accessible	Height of table: <b>74 cm</b> Height beneath table: <b>72 cm</b> Width beneath table: <b>60 cm</b> Depth beneath table: <b>78 cm</b>
Pool	Ground floor	Accessible	No hoist for getting into the pool. No specially adapted changing rooms or toilets
Parking	Basement -1	Accessible via lift	There is 1 parking space for people with limited mobility ( <b>PRM</b> ), indicated by the disabled parking sign ( <b>ISA</b> )

## ★★★★ 4 STAR HOTELS

Rafael  
Hoteles Atocha




## ACCESSIBILITY - VISUALLY IMPAIRED

<b>Signs</b>	Signs the same size: <b>yes</b> , average height of <b>176-185 cm</b> and a font size of <b>5 cm</b>
Lettering in a colour which contrasts with the background: <b>no</b>	Text and symbols: <b>not in relief and not in Braille</b>
<b>Main stairs</b>	
Edge of stairs marked with a non-slip strip in a contrasting colour: <b>yes</b>	Side protection skirting board of $\geq 12$ cm on both sides: <b>no</b>
Steps have a riser: <b>yes</b>	All steps are the same height: <b>yes</b>
Steps have nosing: <b>no</b>	
The space under the stairs is blocked off: <b>yes</b>	Handrail on either side: <b>on only one side</b>
Continuous handrails on half-landings: <b>yes</b>	Handrail extends at top and bottom of stairs: <b>no</b>
Strip of surface of a different texture and contrasting colour at the top and bottom of the stairs: <b>no</b>	
<b>Lifts</b>	
Cab with audio signals: <b>no</b>	Control buttons in contrasting colour: <b>yes</b>
Keypad with numbers in relief: <b>yes</b>	Keypad with numbers in Braille: <b>yes</b>



## ACCOMMODATION



### RAFAEL HOTELES ORENSE

- Calle de Pedro Teixeira, 5  
28020 Madrid
- Telephone:** 91 597 15 68  
**Fax:** 91 597 12 95
- Web:** www.rafaeloteles.com
- Metro without lift:** Santiago Bernabéu
- Bus:** 5, 126 and 149

#### ACCESS

- The entrance has a single step and some stairs. There is no ramp or handrail.
- There are **2** sets of automatic sliding glass doors, which are **1.87 m** wide. They are marked with horizontal strips or a logo in a contrasting colour.



## ACCESSIBILITY - HEARING IMPAIRED

<b>Room</b>	
Internet connection: <b>yes</b>	TV which communicates with reception: <b>yes</b>
TV with teletext decoder: <b>yes</b>	TV has alarm clock with visual alert: <b>yes</b>
Bedside plug socket: <b>yes</b>	Entrance door with peephole: <b>no</b>
Written information on available services: <b>yes</b>	Light signals to indicate a knock at the door: <b>no</b>
<b>Communal WCs</b>	
Door lock with visual aid to indicate either free or occupied: <b>no</b>	Cubicle doors with a gap underneath to see if there is someone inside: <b>no</b>
<b>Lifts</b>	
Visual signs indicating the floor and direction of movement, both inside and outside the cab: <b>yes</b>	Emergency button with a light to show that the emergency call has been received: <b>no</b>
<b>Emergency system</b>	
Emergency alarm systems with visual alerts: <b>no</b>	



## ★★★★ 4 STAR HOTELS

Rafael  
Hoteles Orense



## ACCESSIBILITY - PHYSICALLY DISABLED

<b>Adapted room (No. 113)</b>	No. of adapted rooms: <b>1</b>
On <b>1<sup>st</sup> floor</b> , not accessible – see Lift section	Width of door: <b>75 cm</b>
Clear turning circle inside (diameter): <b>Ø 150 cm</b>	Height of climate control: <b>100 cm</b>
Height of bed: <b>60 cm</b>	Space for access to the bed: right hand side <b>84 cm</b> , left hand side <b>93 cm</b>
Wardrobe doors: handles, <b>easy to use</b>	Height of hanger rail: <b>129 cm</b>
<b>Bathroom in adapted room</b>	
Door: outward opening with width of <b>75 cm</b>	Clear turning circle inside (diameter): <b>Ø 150 cm</b>
<b>Toilet:</b>	
Seat height: <b>42 cm</b>	Height of flush mechanism: <b>100 cm</b>
Approach area: left hand side <b>63 cm</b>	Fixed grab bar on right hand side
Folding grab bar on left hand side	Distance between bars: <b>72 cm</b>
<b>Basin:</b>	
Height and clearance beneath the basin: <b>76 and 29 cm</b>	Tap: <b>mixer tap</b>
Height of the lower edge of the mirror: <b>93 cm</b>	Height of bathroom fittings: <b>93 cm</b>
<b>Shower:</b>	
Folding shower screen	Shower base: <b>level with floor</b>
Shower floor: <b>non-slip</b>	Shower stool or chair: <b>fixed</b>
Height and location of horizontal grab bar: <b>70 cm</b>	Height and location of vertical grab bar: <b>70-148 cm</b>
Tap: <b>mixer tap</b>	Adjustable shower head height: <b>yes</b>
<b>Lifts</b>	
On ground floor there are <b>2</b> steps which hamper access to the lift	Height of call buttons: <b>107-110 cm</b>
Width of door: <b>80 cm</b>	Width and depth of cab: <b>98 and 134 cm</b>
Height of lift buttons: <b>113-144 cm</b>	

## ACCOMMODATION



Other amenities	Location	Access	Main characteristics
Reception	Ground floor	Accessible	Height of reception desk: <b>107-121 cm</b>
Cafeteria / Restaurant	Ground floor	Down stairs, no alternative ramp	Height of bar: <b>112 cm</b> Height of table: <b>73 cm</b> Height beneath table: <b>68 cm</b> Width beneath table: <b>58 cm</b> Depth beneath table: <b>81 cm</b>
Meeting rooms (4)	Ground floor	Up stairs, no alternative ramp	
Parking	Basement -1 and -2	Accessible via lift	There are no parking spaces for people with limited mobility ( <b>PRM</b> ), indicated by the disabled parking sign ( <b>ISA</b> )



## ACCESSIBILITY - VISUALLY IMPAIRED

### Signs

Signs the same size: **yes**, average height of **170-180 cm** and a font size of **3.5 cm**

Lettering in a colour which contrasts with the background: **no** Text and symbols: **not in relief and not in Braille**

### Main stairs

Edge of stairs marked with a non-slip strip in a contrasting colour: **yes** Side protection skirting board of  $\geq 12$  cm on both sides: **no**

Steps have a riser: **yes** All steps are the same height: **yes**  
Steps have nosing: **no**

The space under the stairs is blocked off: **there is none** Handrail on either side: **no**

Continuous handrails on half-landings: **there is none** Handrail extends at top and bottom of stairs: **there is none**

Strip of surface of a different texture and contrasting colour at the top and bottom of the stairs: **no**


### Lifts

Cab with audio signals: **no** Control buttons in contrasting colour: **yes**


Keypad with numbers in relief: **yes** Keypad with numbers in Braille: **no**




## 4 STAR HOTELS




### RAFAEL HOTELES VENTAS

 Calle de Alcalá, 269  
Madrid

 Telephone: 91 326 16 20  
Fax: 91 326 18 19

 Web: [www.rafaelhoteles.com](http://www.rafaelhoteles.com)

 Metro without lift: El Carmen

 Bus: 38, 106, 146, 110, 210 and N5

### ACCESS

- The entrance has various steps and a ramp which is **88 cm** wide, **2.20 m** long and has a non-recommended incline of **18%**. The ramp has a handrail and is indicated by a distinctively textured and contrastingly coloured floor surface.
- There are **2** sets of manually operated swing glass doors which measure **1.16 m** wide and **57 cm** wide respectively. They are not marked with horizontal strips or a logo in a contrasting colour.



## ACCESSIBILITY - HEARING IMPAIRED

### Room

Internet connection: **yes** TV which communicates with reception: **no**

TV with teletext decoder: **yes** TV has alarm clock with visual alert: **no**

Bedside plug socket: **yes** Entrance door with peephole: **no**

Written information on available services: **yes** Light signals to indicate a knock at the door: **no**

### Communal WCs

Door lock with visual aid to indicate either free or occupied: **no** Cubicle doors with a gap underneath to see if there is someone inside: **no**

### Lifts

Visual signs indicating the floor and direction of movement, both inside and outside the cab: **yes** Emergency button with a light to show that the emergency call has been received: **no**

### Emergency system

Emergency alarm systems with visual alerts: **no**


**ACCESSIBILITY - PHYSICALLY DISABLED**

<b>Adapted room</b>	No. of adapted rooms: <b>3</b>
Accessible via lift	Width of door: <b>75 cm</b>
Clear turning circle inside (diameter): <b>Ø 150 cm</b>	Height of climate control: <b>147 cm</b>
Height of bed: <b>50 cm</b>	Space for access to the bed: left hand side <b>70 cm</b> , right hand side <b>220 cm</b>
Height of hanger rail: <b>170 cm</b>	
<b>Bathroom in adapted room</b>	
Door: width of <b>91 cm</b>	Clear turning circle inside (diameter): <b>Ø 150 cm</b>
<b>Toilet: Insufficient transfer space</b>	
Seat height: <b>41 cm</b>	Approach area: none <b>≥ 80 cm</b>
No grab bars	
<b>Basin:</b>	
Height and clearance beneath the basin: <b>65 cm</b>	Tap: <b>mixer tap</b>
Height of the lower edge of the mirror: <b>90 cm</b>	Height of bathroom fittings: <b>70-120 cm</b>
<b>Bath:</b>	
Height of bath: <b>41 cm</b>	Tap: mixer tap at height of <b>60 cm</b>
Transfer chair or platform: <b>no</b>	
<b>Lifts</b>	
<b>Accessible up to the door</b>	Height of call buttons: <b>90-160 cm</b>
Width of door: <b>80 cm</b>	Width and depth of cab: <b>108 and 130 cm</b>

Other amenities	Location	Access	Main characteristics
Reception	Ground floor	Accessible	Height of reception desk: <b>113 cm</b>
Cafeteria / Restaurant	Ground floor	Accessible via a ramp with a width of <b>1.15 m</b> , a length of <b>4.20 m</b> and an adequate incline of <b>5%</b>	
Meeting rooms (4)	Ground floor	Accessible via a ramp with a width of <b>1.15 m</b> , a length of <b>4.20 m</b> and an adequate incline of <b>5%</b>	
Parking	Basement -1	Accessible via lift	There is <b>1</b> parking space for people with limited mobility ( <b>PRM</b> ), indicated by the disabled parking sign ( <b>ISA</b> )


**ACCESSIBILITY - VISUALLY IMPAIRED**

<b>Signs</b>	Signs the same size: <b>yes</b> , average height of <b>150-180 cm</b> and a font size of <b>≥ 1.5 cm</b>
Lettering in a colour which contrasts with the background: <b>yes</b>	Text and symbols: <b>not in relief and not in Braille</b>
<b>Main stairs</b>	
Edge of stairs marked with a non-slip strip in a contrasting colour: <b>no</b>	Side protection skirting board of <b>≥ 12 cm</b> on both sides: <b>yes</b>
Steps have a riser: <b>yes</b>	All steps are the same height: <b>yes</b>
Strip of surface of a different texture and contrasting colour at the top and bottom of the stairs: <b>no</b>	
<b>Lifts</b>	
Cab with audio signals: <b>no</b>	Control buttons in contrasting colour: <b>yes</b>
Keypad with numbers in relief: <b>yes</b>	Keypad with numbers in Braille: <b>yes</b>



## ACCOMMODATION



### SANTOS MAYDRIT HOTEL

Calle de la Piragua, 1  
28042 Madrid

**Telephone:** 91 196 92 00  
**Fax:** 91 196 92 22

**Web:** www.h-santos.es

**Metro with lift:** El Capricho

**Bus:** 114 and 115

### ACCESS

- The entrance is accessible and has a level surface.
- It has an automatic revolving main door. There are **2** alternative swing doors **1 m** wide on either side of the revolving door.
- The swing doors are made of glass and are marked with the hotel's logo in a contrasting colour.



## ACCESSIBILITY - HEARING IMPAIRED

<b>Room</b>	
Internet connection: <b>yes</b>	TV which communicates with reception: <b>no</b>
TV with teletext decoder: <b>yes</b>	TV has alarm clock with visual alert: <b>yes</b>
Bedside plug socket: <b>yes</b>	Entrance door with peephole: <b>no</b>
Written information on available services: <b>yes</b>	Light signals to indicate a knock at the door: <b>no</b>
<b>Communal WCs</b>	
Door lock with visual aid to indicate either free or occupied: <b>no</b>	Cubicle doors with a gap underneath to see if there is someone inside: <b>no</b>
<b>Lifts</b>	
Visual signs indicating the floor and direction of movement, both inside and outside the cab: <b>yes</b>	Emergency button with a light to show that the emergency call has been received: <b>no</b>
<b>Emergency system</b>	
Emergency alarm systems with visual alerts: <b>no</b>	



## ☆☆☆☆ 4 STAR HOTELS

Santos Maydrit



## ACCESSIBILITY - PHYSICALLY DISABLED

<b>Adapted room (No. 101)</b>	No. of adapted rooms: <b>3</b>
On <b>1<sup>st</sup> floor</b> , accessible via lift	Width of door: <b>84 cm</b>
Clear turning circle inside (diameter): <b>Ø 150 cm</b>	Height of climate control: <b>110 cm</b>
Height of bed: <b>60 cm</b>	Space for access to the bed: right hand side <b>180 cm</b> , left hand side <b>92 cm</b>
Wardrobe doors: <b>no doors</b>	Height of hanger rail: <b>170 cm</b>
Height of wardrobe shelves and drawers: <b>40-50 cm</b>	
<b>Bathroom in adapted room</b>	
Door: sliding with width of <b>75 cm</b>	Clear turning circle inside (diameter): <b>Ø 150 cm</b>
<b>Toilet:</b>	
Seat height: <b>40 cm</b>	Height of flush mechanism: <b>100 cm</b>
Approach area: right hand side <b>160 cm</b> , front <b>110 cm</b>	Folding grab bar on right hand side: <b>90 cm</b>
Fixed grab bar on left hand side: <b>90 cm</b>	Distance between bars: <b>85 cm</b>
<b>Basin:</b>	
Height and clearance beneath the basin: <b>78 and 53 cm</b>	Tap: <b>mixer tap</b>
Height of the lower edge of the mirror: <b>91 cm</b>	Height of bathroom fittings: <b>85 cm</b>
<b>Shower:</b>	
Approach area: <b>150 cm</b>	Shower base: <b>level with floor</b>
Shower floor: <b>non-slip</b>	Shower stool or chair: <b>fixed on wall to side of tap</b>
Height and location of horizontal grab bar: <b>95 cm</b> , on wall to the side of the tap	Height and location of vertical grab bar: <b>95-167 cm</b> , on wall to the side of the tap
Tap: <b>mixer tap</b>	Height of tap: <b>90 cm</b> on accessible wall
Adjustable shower head height: <b>yes</b>	No shower screen or curtain
<b>Lifts</b>	
<b>Accessible up to the door</b>	No. of lifts: <b>2</b> , connecting all floors
Width of door: <b>89 cm</b>	Height of call buttons: <b>110 cm</b>
	Width and depth of cab: <b>130 and 160 cm</b>
Height of lift buttons: <b>90-114 cm</b>	Height of handrail: <b>90 cm</b>



Other amenities	Location	Access	Main characteristics
Reception	Ground floor	Accessible	Height of reception desk: <b>120 cm</b>
Communal WCs	Ground floor	Accessible	None of them are adapted for wheelchair users
Cafeteria	Ground floor	Accessible via two lengths of ramp with a length of <b>147 cm</b> a width of <b>290 cm</b> and an incline of <b>6%</b> . Handrail on one side	Height of bar: <b>116 cm</b> Height of table: <b>75 cm</b> Height beneath table: <b>73 cm</b> Width beneath table: <b>70 cm</b> Depth beneath table: <b>40 cm</b> Tables with a central leg
Restaurant / Breakfast buffet	Ground floor	Accessible via ramp as described above	Height of buffet bar: <b>70-90 cm</b> Height of table: <b>75 cm</b> Height beneath table: <b>73 cm</b> Width beneath table: <b>70 cm</b> Depth beneath table: <b>40 cm</b> Tables with a central leg
Meeting rooms (2)	Ground floor	Accessible	Height of table: <b>73 cm</b> Height beneath table: <b>71 cm</b> Width beneath table: <b>180 cm</b> Depth beneath table: <b>50 cm</b>
Pool	Ground floor	Accessible via ramp as described above	No hoist for getting into the pool. No specially adapted changing rooms or toilets
Parking	Basement -1 and -2	Accessible via lift	There are <b>6</b> parking spaces for people with limited mobility ( <b>PRM</b> ), indicated by the disabled parking sign ( <b>ISA</b> )



## ACCESSIBILITY - VISUALLY IMPAIRED

### Signs

Signs the same size: **yes**, average height of **160-180 cm** and a font size of **≥ 1.5 cm**

Lettering in a colour which contrasts with the background: **no**  
Text and symbols: **not in relief and not in Braille**

### Main stairs

Edge of stairs marked with a non-slip strip in a contrasting colour: **no**  
Side protection skirting board of **≥ 12 cm** on both sides: **no**

Steps have a riser: **yes**  
All steps are the same height: **yes**  
Steps have nosing: **no**

The space under the stairs is blocked off: **yes**  
Handrail on either side: **on only one side**

Continuous handrails on half-landings: **no**  
Handrail extends at top and bottom of stairs: **no**

Strip of surface of a different texture and contrasting colour at the top and bottom of the stairs: **no**

### Lifts

Cab with audio signals: **yes**  
Control buttons in contrasting colour: **yes**

Keypad with numbers in relief: **yes**  
Keypad with numbers in Braille: **no**




**SENATOR ESPAÑA HOTEL**

- Gran Vía, 70  
28013 Madrid
- Telephone:** 91 522 82 65  
**Fax:** 91 522 82 64
- Web:** www.playasenator.com
- Metro with lift:** Plaza de España
- Bus:** 1, 2, 33, 44, 46, 74, 75, 148 and 202

**ACCESS**

- There is a single step in the main entrance. A mobile ramp is available, the use of which must be requested in advance. The ramp is **90 cm** long and has a non-recommended incline of **16%**.
- There is a manually opened glass door which is **1.64 m** wide. It carries markings in a contrasting colour.


**ACCESSIBILITY - HEARING IMPAIRED**

<b>Room</b>	
Internet connection: <b>no</b>	TV which communicates with reception: <b>no</b>
TV with teletext decoder: <b>yes</b>	TV has alarm clock with visual alert: <b>yes</b>
Bedside plug socket: <b>yes</b>	Entrance door with peephole: <b>no</b>
Written information on available services: <b>yes</b>	Light signals to indicate a knock at the door: <b>no</b>
<b>Communal WCs</b>	
Door lock with visual aid to indicate either free or occupied: <b>no</b>	Cubicle doors with a gap underneath to see if there is someone inside: <b>no</b>
<b>Lifts</b>	
Visual signs indicating the floor and direction of movement, both inside and outside the cab: <b>yes</b>	Emergency button with a light to show that the emergency call has been received: <b>no</b>
<b>Emergency system</b>	
Emergency alarm systems with visual alerts: <b>no</b>	


**ACCESSIBILITY - PHYSICALLY DISABLED**

<b>Adapted room (No. 101)</b>	No. of adapted rooms: <b>3</b>
Accessible via lift	Width of door: <b>78 cm</b>
Clear turning circle inside (diameter): <b>Ø 150 cm</b>	Height of climate control: <b>147-155 cm</b>
Height of bed: <b>55 cm</b>	Space for access to the bed: <b>right hand side 97 cm</b>
Height of wardrobe shelves and drawers: <b>124-125 cm</b>	Height of hanger rail: <b>185 cm</b>
<b>Bathroom in adapted room</b>	
Door: sliding with a width of <b>80 cm</b>	Clear turning circle inside (diameter): <b>Ø 150 cm</b>
<b>Toilet:</b>	
Seat height: <b>42 cm</b>	
Approach area: on one side	Folding grab bar on approach side
<b>123 cm</b>	
Fixed grab bar on opposite side	Distance between bars: <b>55 cm</b>
<b>Basin:</b>	
Height of bathroom fittings: <b>154 cm</b>	Tap: <b>mixer tap</b>
Height of the lower edge of the mirror: <b>90 cm</b>	
<b>Bath:</b>	
Height of bath: <b>47 cm</b>	No horizontal grab bar
Height of vertical grab bar: <b>52-69 cm</b>	Tap: mixer tap at height of <b>75 cm</b>
<b>Adapted bathroom in communal area</b>	
No. of adapted toilets: <b>2</b>	
On floors <b>-1 and -2</b> , accessible via lift. There are also 3 steps, with alternative ramp	Door: width of <b>92 cm</b>
Clear turning circle inside (diameter): <b>Ø 150 cm</b>	
<b>Toilet:</b>	
Seat height: <b>42 cm</b>	Height of flush mechanism: <b>76 cm</b>
Approach area: right hand side	Folding grab bar on right hand side
<b>93 cm</b>	
Folding grab bar on left hand side	Distance between bars: <b>58 cm</b>
<b>Basin:</b>	
Height and clearance beneath the basin: <b>75 cm and 30 cm</b>	Tap: <b>automatic with sensor</b>
Height of the lower edge of the mirror: <b>100 cm</b>	Height of bathroom fittings: <b>112-129 cm</b>

## ACCOMMODATION



Lifts	
Accessible up to the door	Height of call buttons: <b>101-109 cm</b>
Width of door: <b>80 cm</b>	Width and depth of cab: <b>112 and 141 cm</b>
Height of lift buttons: <b>99-122 cm</b>	No handrail


Other amenities	Location	Access	Main characteristics
Reception	Ground floor	Accessible	Height of reception desk: <b>113 cm</b>
Cafeteria	Ground floor	Accessible	Height of bar: <b>108 cm</b> Height of table: <b>70 cm</b> Width beneath table: <b>110 cm</b> Depth beneath table: <b>67 cm</b>
Restaurant / Breakfast buffet	Basement -1	Accessible via lift	Height of table: <b>74 cm</b> Height beneath table: <b>72 cm</b> Width beneath table: <b>74 cm</b> Depth beneath table: <b>33 cm</b>
Pool and Spa		Accessible via lift. Followed by three steps and no alternative ramp	No hoist for getting into the pool. No specially adapted changing rooms or toilets. Narrow doorways and not sufficient space for a wheelchair to turn around

## ☆☆☆☆ 4 STAR HOTELS



### ACCESSIBILITY – VISUALLY IMPAIRED

Signs	
Signs the same size: <b>yes</b> , average height of <b>132-175 cm</b> and a font size of <b>2-3-5 cm</b>	
Lettering in a colour which contrasts with the background: <b>yes</b>	Text and symbols: <b>not in relief and not in Braille</b>
Main stairs	
Edge of stairs marked with a non-slip strip in a contrasting colour: <b>no</b>	Side protection skirting board of <b>≥ 12 cm</b> on both sides: <b>yes</b>
Steps have a riser: <b>yes</b>	All steps are the same height: <b>yes</b>
Steps have nosing: <b>yes</b>	
The space under the stairs is blocked off: <b>there is none</b>	Handrail extends at top and bottom of stairs: <b>yes</b>
Lifts	
Cab with audio signals: <b>no</b>	Control buttons in contrasting colour: <b>yes</b>
Keypad with numbers in relief: <b>yes</b>	Keypad with numbers in Braille: <b>yes</b>


**SENATOR GRAN VÍA HOTEL**

Gran Vía, 21  
28010 Madrid

Telephone: 91 531 41 51  
Fax: 91 524 07 99

Web: www.hotelsenatorgranvia.com

Metro with lift: Callao  
Metro without lift: Gran Vía

Bus: 1, 2, 3, 40, 46, 74, 146, 149, 202, N16, N17 and N18

**ACCESS**

- The entrance is accessible and has a level surface.
- The main door revolves. Next to it is a manually opening swing door, which is more than **80 cm** wide.
- Both doors are glazed and are not marked with horizontal strips or a logo in a contrasting colour.


**ACCESSIBILITY – HEARING IMPAIRED**

<b>Room</b>	
Internet connection: <b>no</b>	TV which communicates with reception: <b>no</b>
TV with teletext decoder: <b>no</b>	TV has alarm clock with visual alert: <b>yes</b>
Bedside plug socket: <b>yes</b>	Entrance door with peephole: <b>no</b>
Written information on available services: <b>yes</b>	Light signals to indicate a knock at the door: <b>no</b>
<b>Communal WCs</b>	
Door lock with visual aid to indicate either free or occupied: <b>no</b>	Cubicle doors with a gap underneath to see if there is someone inside: <b>no</b>
<b>Lifts</b>	
Visual signs indicating the floor and direction of movement, both inside and outside the cab: <b>yes</b>	Emergency button with a light to show that the emergency call has been received: <b>no</b>
<b>Emergency system</b>	
Emergency alarm systems with visual alerts: <b>no</b>	

**★★★★ 4 STAR HOTELS**

**ACCESSIBILITY – PHYSICALLY DISABLED**

<b>Adapted room (No. 801)</b>	No. of adapted rooms: <b>1</b>
On <b>8<sup>th</sup></b> floor, accessible via lift	Width of door: <b>80 cm</b>
Clear turning circle inside (diameter): <b>Ø 150 cm</b>	Height of climate control: <b>with remote control</b>
Height of bed: <b>54 cm</b>	Space for access to the bed: right hand side <b>100 cm</b> , left hand side <b>100 cm</b>
Wardrobe doors: <b>sliding</b>	Height of hanger rail: <b>185 cm</b>
Height of wardrobe shelves and drawers: <b>50 cm</b>	
<b>Bathroom in adapted room</b>	
Door: outward opening with width of <b>76.5 cm</b>	Clear turning circle inside (diameter): <b>Ø 150 cm</b>
<b>Toilet:</b>	
Seat height: <b>42 cm</b>	Height of flush mechanism: <b>74 cm</b>
Approach area: neither side not front <b>≥ 80 cm</b>	Folding grab bar on right hand side
Folding grab bar on left hand side	Distance between bars: <b>69 cm</b>
<b>Basin:</b>	
Height and clearance beneath the basin: <b>86 and 52 cm</b>	Tap: <b>mixer tap</b>
Height of the lower edge of the mirror: <b>111 cm</b>	Height of bathroom fittings: <b>120-125 cm</b>
<b>Shower:</b>	
No grab bars	Shower base: <b>level with floor</b>
Shower floor: <b>non-slip</b>	Shower stool or chair: <b>fixed</b>
<b>Adapted bathroom in communal area</b>	
Accessible via lift	Door: width of <b>76.5 cm</b>
Clear turning circle inside (diameter): <b>Ø 150 cm</b>	
<b>Toilet:</b>	
Seat height: <b>42 cm</b>	Height of flush mechanism: <b>75 cm</b>
Approach area: on one side <b>72 cm</b>	Folding grab bar on approach side
Fixed grab bar on opposite side	Distance between bars: <b>75.5 cm</b>
<b>Basin:</b>	
Height and clearance beneath the basin: <b>67 cm and 52 cm</b>	Tap: <b>mixer tap</b>
Height of the lower edge of the mirror: <b>88 cm</b>	Height of bathroom fittings: <b>101-110 cm</b>

## ACCOMMODATION



Lifts	
Accessible up to the door	Height of call buttons: <b>118-125 cm</b>
Width of door: <b>89 cm</b>	Width and depth of cab: <b>111 and 206 cm</b>
Height of lift buttons: <b>103-129 cm</b>	

Other amenities	Location	Access	Main characteristics
Reception	Ground floor	Accessible	Height of reception desk: <b>94.5-117 cm</b>
Cafeteria	Ground floor	Accessible	Height of table: <b>74 cm</b> Depth beneath table: <b>30 cm</b>
Restaurant / Breakfast buffet	Ground floor	Accessible via a ramp with a width of <b>87 cm</b> , a length of <b>5.9 m</b> and a non-recommended incline of <b>10%</b>	Height of table: <b>76 cm</b> Height beneath table: <b>72 cm</b> Depth beneath table: <b>34 cm</b>
Meeting rooms (1)	Ground floor	Accessible	

## ☆☆☆☆ 4 STAR HOTELS



## ACCESSIBILITY - VISUALLY IMPAIRED

Signs	
Signs the same size: <b>yes</b> , average height of <b>150-200 cm</b> and a font size of <b>≥ 1.5 cm</b>	
Lettering in a colour which contrasts with the background: <b>no</b>	Text and symbols: <b>not in relief and not in Braille</b>
Main stairs	
Edge of stairs marked with a non-slip strip in a contrasting colour: <b>no</b>	All steps are the same height: <b>yes</b>
Handrail extends at top and bottom of stairs: <b>yes</b>	
Strip of surface of a different texture and contrasting colour at the top and bottom of the stairs: <b>no</b>	
Lifts	
Cab with audio signals: <b>no</b>	Control buttons in contrasting colour: <b>yes</b>
Keypad with numbers in relief: <b>yes</b>	Keypad with numbers in Braille: <b>yes</b>



## ACCOMMODATION



### SILKEN PUERTA MADRID HOTEL

Calle de Juan Rizi, 5  
28027 Madrid

**Telephone:** 91 743 83 00  
**Fax:** 91 743 83 01

**Web:** www.hoteles-silken.com

**Metro:** Suances

**Bus:** 114 and 115

### ACCESS

- The entrance is accessible and has a level surface.
- There is a revolving main door which is **2.20 m** wide. There is a control for the door, located at **1.0 m** from the ground, which can stop the door or reduce the speed of its revolutions.
- Next to the revolving door is a manually opened swing door **1.31 m** wide.
- Both doors are made of glass and are not marked with horizontal strips or a logo in a contrasting colour.



### ACCESSIBILITY - HEARING IMPAIRED

<b>Room</b>	
Internet connection: <b>yes</b>	TV which communicates with reception: <b>no</b>
TV with teletext decoder: <b>yes</b>	TV has alarm clock with visual alert: <b>no</b>
Bedside plug socket: <b>yes</b>	Entrance door with peephole: <b>no</b>
Written information on available services: <b>yes</b>	Light signals to indicate a knock at the door: <b>no</b>
<b>Communal WCs</b>	
Door lock with visual aid to indicate either free or occupied: <b>no</b>	Cubicle doors with a gap underneath to see if there is someone inside: <b>no</b>
<b>Lifts</b>	
Visual signs indicating the floor and direction of movement, both inside and outside the cab: <b>yes</b>	Emergency button with a light to show that the emergency call has been received: <b>no</b>
<b>Emergency system</b>	
Emergency alarm systems with visual alerts: <b>no</b>	



## ★★★★ 4 STAR HOTELS

Silken  
Puerta Madrid



### ACCESSIBILITY - PHYSICALLY DISABLED

<b>Adapted room</b>	No. of adapted rooms: <b>4</b>
On <b>18<sup>th</sup></b> floor, accessible via lift	Width of door: <b>85.5 cm</b>
Clear turning circle inside (diameter): <b>Ø 150 cm</b>	Height of climate control: <b>153 cm</b>
Height of bed: <b>49 cm</b>	Space for access to the bed: right hand side <b>97 cm</b> , left hand side <b>166 cm</b>
Wardrobe doors: <b>with knobs, difficult to open</b>	Height of hanger rail: <b>170 cm</b>
Height of wardrobe shelves and drawers: <b>15-169 cm</b>	
<b>Bathroom in adapted room</b>	
Door: sliding with a width of <b>80 cm</b>	Clear turning circle inside (diameter): <b>Ø 150 cm</b>
<b>Toilet:</b>	
Seat height: <b>42 cm</b>	Height of flush mechanism: <b>80 cm</b>
Approach area: on one side <b>105 cm</b> , on front <b>170 cm</b>	No grab bar for transfer from the chair
<b>Basin:</b>	
Height and clearance beneath the basin: <b>72 and 30 cm</b>	Tap: <b>mixer tap</b>
Height of the lower edge of the mirror: <b>30 cm</b>	Height of bathroom fittings: <b>130-155 cm</b>
<b>Bath:</b>	
Height of bath: <b>44 cm</b>	Height of horizontal grab bar: <b>70-75 cm</b>
Transfer platform: <b>no</b>	Adjustable shower-head height: <b>yes, 70 cm</b>
Tap: <b>mixer tap</b>	Shower curtain
<b>Adapted bathroom in communal area</b>	
On <b>floor -1</b> accessible via lift	Door: sliding door, width of <b>96.5 cm</b>
Clear turning circle inside (diameter): <b>Ø 150 cm</b>	
<b>Toilet:</b>	
Seat height: <b>42 cm</b>	
Approach area: on one side <b>114 cm</b> , front <b>85 cm</b>	No grab bar for transfer to the chair
<b>Basin:</b>	
Height and clearance beneath the basin: <b>60 cm and 23.5 cm</b>	Tap: <b>mixer tap</b>
Height of the lower edge of the mirror: <b>85 cm</b>	Height of bathroom fittings: <b>124 cm</b>

## ACCOMMODATION



Lifts	
Accessible up to the door	Height of call buttons: <b>91 cm</b>
Width of door: <b>80 cm</b>	Width and depth of cab: <b>96 and 205 cm</b>
Height of lift buttons: <b>90-130 cm</b>	Height of handrail: <b>72-92.5 cm</b>

Other amenities	Location	Access	Main characteristics
Reception	Ground floor	Accessible	Height of reception desk: <b>111 cm</b>
Cafeteria	Ground floor	Accessible	Height of bar: <b>112 cm</b> Height of table: <b>40 cm</b>
Restaurant / Breakfast buffet	Ground floor	Accessible	Height of buffet bar: <b>85 cm</b> Height of table: <b>76 cm</b> Height beneath table: <b>73 cm</b> Width beneath table: <b>104 cm</b> Depth beneath table: <b>53 cm</b>
Meeting rooms (4)	Ground floor	Accessible	Height of table: <b>73 cm</b> Height beneath table: <b>61 cm</b> Width beneath table: <b>140 cm</b> Depth beneath table: <b>50 cm</b>
Parking	Basement -1	Accessible via lift	There are no parking spaces for people with limited mobility ( <b>PRM</b> ), indicated by the disabled parking sign ( <b>ISA</b> )

## ☆☆☆☆ 4 STAR HOTELS

Silken  
Puerta Madrid



## ACCESSIBILITY - VISUALLY IMPAIRED

Signs	
Signs the same size: <b>yes</b> , average height of <b>150-180 cm</b> and a font size of <b>≥ 1.5 cm</b>	
Lettering in a colour which contrasts with the background: <b>yes</b>	Text and symbols: <b>not in relief and not in Braille</b>
Main stairs	
Edge of stairs marked with a non-slip strip in a contrasting colour: <b>yes</b>	Side protection skirting board of <b>≥ 12 cm</b> on both sides: <b>yes</b>
Steps have a riser: <b>yes</b>	All steps are the same height: <b>yes</b>
Steps have nosing: <b>no</b>	
The space under the stairs is blocked off: <b>there is none</b>	Handrail on either side: <b>yes</b>
Continuous handrails on half-landings: <b>yes</b>	Handrail extends at top and bottom of stairs: <b>yes</b>
Strip of surface of a different texture and contrasting colour at the top and bottom of the stairs: <b>yes</b>	
Lifts	
Cab with audio signals: <b>yes</b>	Control buttons in contrasting colour: <b>yes</b>
Keypad with numbers in relief: <b>yes</b>	Keypad with numbers in Braille: <b>yes</b>


**TACH CLEMENT BARAJAS HOTEL**

- Calle de Timón, 35  
28042 Madrid
- Telephone:** 91 301 07 21  
**Fax:** 91 305 88 77
- Web:** www.tach-hotel.es
- Metro with lift:** Barajas
- Bus:** 105 and 115

**ACCESS**

- The main entrance of the hotel is accessible and has a level surface.
- Entry is gained through two sets of automatic sliding glass doors, which are **1.20 m** wide. They are marked with an arrow in a contrasting colour.


**ACCESSIBILITY – HEARING IMPAIRED**

<b>Room</b>	
Internet connection: <b>yes</b>	TV which communicates with reception: <b>no</b>
TV with teletext decoder: <b>yes</b>	TV has alarm clock with visual alert: <b>no</b>
Bedside plug socket: <b>yes</b>	Entrance door with peephole: <b>yes</b>
Written information on available services: <b>yes</b>	Light signals to indicate a knock at the door: <b>no</b>
<b>Communal WCs</b>	
Door lock with visual aid to indicate either free or occupied: <b>no</b>	Cubicle doors with a gap underneath to see if there is someone inside: <b>no</b>
<b>Lifts</b>	
Visual signs indicating the floor and direction of movement, both inside and outside the cab: <b>yes</b>	Emergency button with a light to show that the emergency call has been received: <b>no</b>
<b>Emergency system</b>	
Emergency alarm systems with visual alerts: <b>no</b>	


**ACCESSIBILITY – PHYSICALLY DISABLED**

<b>Adapted room (No. 101)</b>	No. of adapted rooms: <b>2</b>
On <b>1<sup>st</sup> floor</b> , accessible via lift	Width of door: <b>76 cm</b>
Clear turning circle inside (diameter): <b>Ø 150 cm</b>	Height of climate control: <b>165 cm</b>
Height of bed: <b>55 cm</b>	Space for access to the bed: space between the beds <b>100 cm</b>
Wardrobe doors: sliding, with handles, difficult to open	Height of hanger rail: <b>170 cm</b>
Height of wardrobe shelves and drawers: <b>60-180 cm</b>	
<b>Bathroom in adapted room</b>	
Door: outward opening with width of <b>77 cm</b>	Clear turning circle inside (diameter): <b>Ø 150 cm</b>
<b>Toilet:</b>	
Seat height: <b>44 cm</b>	Height of flush mechanism: <b>100 cm</b>
Approach area: right hand side <b>117 cm</b> , front <b>40 cm</b>	Folding grab bar opposite toilet at a height of <b>70-86 cm</b>
No side grab bar	
<b>Basin:</b>	
Height and clearance beneath the basin: <b>78 and 50 cm</b>	Tap: <b>mixer tap</b>
Height of the lower edge of the mirror: <b>110 cm</b>	Height of bathroom fittings: <b>90 cm</b>
<b>Shower:</b>	
Approach area: <b>130 cm</b>	Shower base: <b>level with floor</b>
Shower floor: <b>non-slip</b>	Shower stool or chair: <b>mobile</b>
Height and location of horizontal grab bar: <b>90 cm</b> on wall to side of tap	No vertical grab bar
Tap: <b>mixer tap</b>	Height of tap: <b>120 cm</b>
Adjustable shower-head height: <b>yes</b>	Fixed shower screen
<b>Adapted bathroom in communal area</b>	
On <b>ground floor</b> , accessible	Door: inward opening with a width of <b>90 cm</b>
Clear turning circle inside (diameter): <b>Ø 150 cm</b>	
<b>Toilet: Fixed grab bar is 60 cm away an cannot be used</b>	
Seat height: <b>47 cm</b>	Height of flush mechanism: <b>100 cm</b>
Approach area: left hand side <b>155 cm</b> , front <b>105 cm</b>	No grab bar on right hand side
Folding grab bar on left hand side: <b>80 cm</b>	
<b>Basin:</b>	
Height and clearance beneath the basin: <b>60 cm and 60 cm</b>	Tap: <b>mixer tap</b>
Height of the lower edge of the mirror: <b>110 cm</b>	Height of bathroom fittings: <b>90-110 cm</b>



<b>Lifts</b>	No. of lifts: <b>2</b> , connecting all floors
<b>Accessible up to the door</b>	Height of call buttons: <b>104 cm</b>
Width of door: <b>80 cm</b>	Width and depth of cab: <b>106 and 138 cm</b>
Height of lift buttons: <b>110-125 cm</b>	Height of handrail: <b>90 cm</b>

Other amenities	Location	Access	Main characteristics
Reception	Ground floor	Accessible	Height of reception desk: <b>70 and 110 cm</b>
Cafeteria / Dining	Ground floor	Accessible	Height of bar: <b>110 cm</b> Height of table: <b>76 cm</b> Height beneath table: <b>70 cm</b> Width beneath table: <b>70 cm</b> Depth beneath table: <b>30 cm</b> Tables with central leg
Restaurant / Breakfast buffet	Ground floor	Accessible	Height of buffet bar: <b>91 cm</b> Height of table: <b>76 cm</b> Height beneath table: <b>70 cm</b> Width beneath table: <b>70 cm</b> Depth beneath table: <b>30 cm</b> Tables with central leg
Meeting rooms (1)	Ground floor	Accessible	Height of table: <b>73 cm</b> Height beneath table: <b>70 cm</b> Width beneath table: <b>190 cm</b> Depth beneath table: <b>52 cm</b>
Parking	Basement -1	Accessible via lift	There are <b>3</b> parking spaces for people with limited mobility ( <b>PRM</b> ), indicated by the disabled parking sign ( <b>ISA</b> )





### ACCESSIBILITY - VISUALLY IMPAIRED

<b>Signs</b>	Signs the same size: <b>yes</b> , average height of <b>160-180 cm</b> and a font size of <b>≥ 1.5 cm</b>
Lettering in a colour which contrasts with the background: <b>yes</b>	Text and symbols: <b>not in relief and not in Braille</b>
<b>Main stairs</b>	
Edge of stairs marked with a non-slip strip in a contrasting colour: <b>yes</b>	Side protection skirting board of <b>≥ 12 cm</b> on both sides: <b>yes</b>
Steps have a riser: <b>yes</b>	All steps are the same height: <b>yes</b>
Steps have nosing: <b>yes</b>	
The space under the stairs is blocked off: <b>yes</b>	Handrail on either side: <b>yes</b>
Continuous handrails on half-landings: <b>yes</b>	Handrail extends at top and bottom of stairs: <b>no</b>
Strip of surface of a different texture and contrasting colour at the top and bottom of the stairs: <b>no</b>	
<b>Lifts</b>	
Cab with audio signals: <b>no</b>	Control buttons in contrasting colour: <b>yes</b>
Keypad with numbers in relief: <b>yes</b>	Keypad with numbers in Braille: <b>no</b>




**TRYP MADRID ALAMEDA AEROPUERTO**

 Avenida de Logroño, 100  
28042 Madrid

 **Telephone:** 91 747 48 00  
**Fax:** 91 747 89 82

 **Web:** www.tryphotels.com

 **Metro with lift:** Barajas

 **Bus:** 105 and 11

**ACCESS**

- The entrance to the hotel is level with the street. It has a clearance width of **1.50 m**.
- The main entranceway has two **17 cm** high steps, with an alternative ramp provided to the right of the steps.
- The ramp is accessible, **3.15 m** in length with a **10.7%** incline. It has a clearance width of **1.20 m** with a handrail on one side that does not extend past either end of the ramp. At the foot of the ramp, there is a small grate that collects rainwater, but the slots run in the direction of travel potentially causing wheelchair wheels to become stuck.
- The main entranceway is not accessible and consists of a rotating glass door with a clearance width of **1.35 m**. On either side of the swing door are single manually opened glass doors. Each has a clearance width of **63 cm**. All doors are marked with the hotel logo in contrasting colours.
- Before the doors is a doormat that is not securely affixed to the ground.
- There is an accessible route that takes guests straight to the reception and help desk.


**ACCESSIBILITY – HEARING IMPAIRED**

<b>Room</b>	
Internet connection: <b>yes</b>	TV which communicates with reception: <b>yes</b>
TV with teletext decoder: <b>no</b>	TV has alarm clock with visual alert: <b>no</b>
Bedside plug socket: <b>yes</b>	Entrance door with peephole: <b>no</b>
Written information on available services: <b>no</b>	Light signals to indicate a knock at the door: <b>no</b>
<b>Communal WCs</b>	
Door lock with visual aid to indicate either free or occupied: <b>no</b>	Cubicle doors with a gap underneath to see if there is someone inside: <b>no</b>
<b>Lifts</b>	
Visual signs indicating the floor and direction of movement, both inside and outside the cab: <b>yes</b>	Emergency button with a light to show that the emergency call has been received: <b>yes</b>
<b>Emergency system</b>	
Emergency alarm systems with visual alerts: <b>no</b>	


**ACCESSIBILITY – PHYSICALLY DISABLED**

<b>Adapted room (No. 145)</b>	
On the ground floor access feasible using a ramp and lift	Number of adapted rooms: <b>1</b>
Clear turning circle inside (diameter): <b>Ø 150 cm</b>	Width of door: <b>85 cm</b>
Height of bed: <b>54 cm</b>	Height of climate control: <b>154 cm</b>
Wardrobe doors: easy to open sliding doors without handle	Space for access to the bed: right hand side <b>180 cm</b> left hand side <b>98 cm</b>
Min. and max. height of wardrobe shelves and drawers: <b>40 cm and 176 cm</b>	Height of hanger rail: <b>170 cm</b>
<b>Bathroom in adapted room</b>	
Door: Opens inwards with a width of <b>87 cm</b>	Clear turning circle inside (diameter): <b>Ø 150 cm</b>
<b>Toilet:</b>	
Seat height: <b>40 cm</b>	Height of flush mechanism: <b>75 cm</b>
Approach area: on right hand side <b>135 cm</b> and front <b>91 cm</b>	Folding grab bar on the right hand side: <b>50 – 70 cm</b>
Fixed bevelled grab bar on the left hand side at a height of <b>70-90 cm</b>	Distance between bars: <b>75 cm</b>



## ACCOMMODATION



<b>Basin:</b>	
Height and clearance beneath the basin: <b>64 cm and 57 cm</b>	Tap: mixer tap easy to use
Height of the lower edge of the mirror: <b>87 cm</b>	Min. and max. height of bathroom fittings: <b>100 cm and 120 cm</b>
<b>Shower:</b>	
Width and depth of approach area: <b>120 cm and 130 cm</b>	Shower base: level with the floor
Shower floor: non-slip	Shower chair or seat: fixed and folding seats
Height and location of horizontal grab bar: <b>47 – 68 cm</b> on wall next to tap, on same wall as tap and one on either side	Height and location of vertical grab bar: <b>115 – 153 cm</b>
Tap: mixer tap easy to use	Height of the tap: <b>125 cm</b> and perpendicular to fixed shower seat
Adjustable height shower head: <b>145 - 195 cm</b>	Shower screen: just a shower curtain
<b>Adapted bathroom in communal areas</b>	Total number of adapted toilets: <b>2</b> , an adapted cubicle in toilets closest to reception desk and Gym. Male toilets share similar characteristics.
Located next to the reception and gym	On ground floor. Access feasible via two sets of ramps measuring <b>510 cm</b> and <b>465 cm</b> in length with <b>14%</b> inclines. Both are <b>130 cm</b> wide
Bathroom door: inward opening with a width of <b>86 cm</b>	Cubicle door: outward opening with a width of <b>83 cm</b>
Clear turning circle inside (diameter): <b>Ø 150 cm</b>	
<b>Toilet:</b>	
Seat height: <b>40 cm</b>	Height of flush mechanism: <b>110 cm</b>
Approach area: left hand side <b>110 cm</b> and frontal <b>76 - 98 cm</b>	Fixed bevelled grab bar at a height of <b>107 cm</b>
Folding grab bar on the left hand side at a height of <b>53 – 74 cm</b>	Distance between bars: <b>64 cm</b>
<b>Basin:</b>	
Height and clearance beneath the basin: <b>68 cm and 60 cm</b>	Tap: mixer tap easy to use
Height of the lower edge of the mirror: <b>95 cm</b>	Min. and max. height of bathroom fittings: <b>120 cm and 140 cm</b>



## 4 STAR HOTELS

### Madrid Alameda Aeropuerto

Tryp

<b>Lifts</b>	Total number of lifts: <b>2</b>
Floors served: <b>all floors</b>	Access feasible via two sets of ramps measuring <b>510 cm</b> and <b>465 cm</b> in length with <b>14%</b> inclines. Both are <b>130 cm</b> wide with a handrail on one side but it does not extend past either end. Neither ends of the ramp have a distinctively textured and contrastingly coloured strip
Height of call buttons: <b>102 – 109 cm</b>	Width of door: <b>80 cm</b>
Width and depth of cab: <b>100 and 121 cm</b>	Min. and max. height of the call buttons: <b>105 cm and 120 cm</b>
Height of handrail: <b>none</b>	Mirror opposite the door: <b>no</b>



Other amenities	Location	Access	Main characteristics
Reception	Ground floor	Accessible	Height of reception desk: <b>115 cm</b>
Cafeteria	Lower part of ground floor	Access feasible via a ramp – described earlier in <b>Adapted bathroom in communal areas</b>	Height of bar: <b>104 cm</b> Height of table: <b>76 cm</b> Height beneath table: <b>72 cm</b> Width beneath table: <b>60 cm</b> Depth beneath table: <b>37 cm</b>
Restaurant / Breakfast buffet	Lower part of ground floor	Access feasible via a ramp – described earlier in <b>Adapted bathroom in communal areas</b>	Height of buffet bar: <b>90 cm</b> Height of table: <b>76 cm</b> Height beneath table: <b>72 cm</b> Width beneath table: <b>60 cm</b> Depth beneath table: <b>37 cm</b>



Meeting rooms (7) Barajas T2 Room	Mezzanine (3 rooms, Barajas T1, T2 and T3) with 4 rooms on lower part of ground floor	The rooms located on the mezzanine floor are accessible via the lift while access to the rooms on the lower ground is feasible via a ramp - described earlier in <b>Adapted bathroom in communal areas</b>	Furniture changes depending on the event
Gym	Lower part of ground floor	Access feasible via a ramp – described earlier in <b>Adapted bathroom in communal areas</b>	Accessible shower but no specially adapted changing rooms or toilets. Access to the sauna means negotiating a <b>10 cm</b> step
Parking	Basement floors -1 and -2	Accessible	There are <b>2</b> parking space reserved for people with reduced mobility ( <b>PRM</b> ), indicated by the disabled parking sign ( <b>ISA</b> ). The reserved parking spaces have a lateral approach area of <b>120 cm</b>



## ACCESSIBILITY – VISUALLY IMPAIRED

### Bedrooms

Colour of door contrasts with adjacent walls: **no** Information about hotel services available in Braille: **no** and in large print: **no**

Room lighting with dimmer switch: **no** TV remote control with large numbers: **yes** and in contrasting colours: **yes**

Room free of projecting elements: **no** Audible signals to indicate emergency alarm: **yes**

### Signs

Signs the same size: **yes**, average height of **170 cm** and a font size of **3 cm**

Lettering in a colour which contrasts with the background: **yes** Text and symbols: not in relief and not in Braille

### Main stairs

Edge of stairs marked with a non-slip strip in a contrasting colour: **no** Side protection skirting board of **12 cm** on both sides: **yes**

Steps have a riser: **yes**

Steps have nosing: **no** All steps are the same height: **yes**

The space under the stairs is blocked off: **yes** Handrail on either side: **no**, **on one side only**

Continuous handrails on half-landings: **no** Handrail extends past the top and bottom of stairs: **no**

Distinctively textured and contrastingly coloured strip at the top and bottom of the stairs: **no**

### Lifts

Cab with audio signals: **no** Control buttons in contrasting colours: **yes**

Keypad with numbers in relief: **yes** Keypad with numbers in Braille: **yes**  
Distinctively textured and contrastingly coloured strip at entrance to lift: **no**

### Emergency System

Audible alarm system in place in case of emergency: **yes**



## VINCCI CAPITOL HOTEL

- Calle Gran Vía, 41  
28013 Madrid
- Telephone:** 91 521 83 91  
**Fax:** 91 521 77 29
- Web:** www.vinccihoteles.com  
**E-mail:** capitol@vinccihoteles.com
- Metro with lift:** Sol and Callao
- Bus:** 1, 2, 3, 46, 74 and 146

### ACCESS

- The main entrance along the Gran Vía has 3 steps. Wheelchair users can access the hotel along calle Jocometre.
- In front of the door is a ramp **84 cm** long, **1.71 m** wide with a steep incline of **21.2%**.
- The door is made of glass, opens outwards and is **79 cm** wide. It is marked with the hotel's logo, but not in a contrasting colour.



### ACCESSIBILITY - HEARING IMPAIRED

<b>Room</b>	
Internet connection: <b>yes</b>	TV which communicates with reception: <b>no</b>
TV with teletext decoder: <b>yes</b>	TV has alarm clock with visual alert: <b>no</b>
Bedside plug socket: <b>yes</b>	Entrance door with peephole: <b>no</b>
Written information on available services: <b>yes</b>	Light signals to indicate a knock at the door: <b>no</b>
<b>Communal WCs</b>	
Door lock with visual aid to indicate either free or occupied: <b>no</b>	Cubicle doors with a gap underneath to see if there is someone inside: <b>no</b>
<b>Panoramic Lift</b>	
Visual signs indicating the floor and direction of movement, both inside and outside the cab: <b>yes</b>	Emergency button with a light to show that the emergency call has been received: <b>no</b>
<b>Lifts</b>	
Visual signs indicating the floor and direction of movement, both inside and outside the cab: <b>yes</b>	Emergency button with a light to show that the emergency call has been received: <b>no</b>
<b>Emergency system</b>	
Emergency alarm systems with visual alerts: <b>yes</b>	



### ACCESSIBILITY - PHYSICALLY DISABLED

<b>Adapted room (No. 601)</b>	No. of adapted rooms: <b>3</b>
On <b>6<sup>th</sup></b> floor, accessible via lift	Width of door: <b>77 cm</b>
Clear turning circle inside (diameter): <b>Ø 150 cm</b>	Height of climate control: <b>160 cm</b>
Height of bed: <b>58 cm</b>	Space for access to the bed: right hand side <b>155 cm</b> , left hand side <b>91 cm</b>
Wardrobe doors: swing doors <b>180°, easy to open</b>	Height of hanger rail: two heights <b>123 cm</b> and <b>200 cm</b>
Height of wardrobe shelves and drawers: <b>there are none</b>	
<b>Bathroom in adapted room</b>	
Door: sliding with width of <b>77 cm</b>	Clear turning circle inside (diameter): <b>Ø 150 cm</b>
<b>Toilet. The sink, located right next to the toilet hampers lateral wheelchair access</b>	
Seat height: <b>47 cm</b>	Height of flush mechanism: <b>90 cm</b>
Approach area: front <b>150 cm</b> , right hand side <b>21 cm</b>	Folding grab bar on right hand side: <b>74 cm</b>
Fixed grab bar on left hand side: <b>74 cm</b>	Distance between bars: <b>61 cm</b>
<b>Basin:</b>	
Height and clearance beneath the basin: <b>80 and 55 cm</b>	Tap: <b>mixer tap</b>
Height of the lower edge of the mirror: <b>110 cm</b>	Height of bathroom fittings: <b>83-165 cm</b>
<b>Shower:</b>	
Approach area: <b>150 cm</b>	Shower base: <b>level with floor</b>
Shower floor: <b>non-slip</b>	Shower chair: <b>mobile</b>
Height and location of horizontal grab bar: <b>84 cm</b> on same wall as tap	Height and location of vertical grab bar: there is none
Tap: <b>mixer tap</b>	Height of tap: <b>100 cm</b> on accessible wall
Adjustable shower-head height: <b>yes</b>	No shower screen
<b>Adapted bathroom in communal area</b>	No. of adapted toilets: <b>1</b>
On <b>first floor</b> , accessible via lift	Door: inward opening with a width of <b>87 cm</b>
Clear turning circle inside (diameter): <b>Ø 150 cm</b>	
<b>Toilet:</b>	
Seat height: <b>40 cm</b>	Height of flush mechanism: <b>80 cm</b>
Approach area: front <b>150 cm</b>	No grab bar on right hand side
Fixed grab bar on left hand side: <b>80 cm</b>	

## ACCOMMODATION



<b>Basin:</b>	
Height and clearance beneath the basin: <b>83 cm and 50 cm</b>	Tap: <b>mixer tap</b>
Height of the lower edge of the mirror: <b>98 cm</b>	Height of bathroom fittings: <b>95 cm</b>
<b>Lifts (panoramic)</b>	No. of lifts: <b>2</b> , with the same specifications
<b>Accessible up to the door</b>	Height of call buttons: <b>100 cm</b>
Width of door: <b>90 cm</b>	Width and depth of cab: <b>150 and 150 cm</b>
Height of lift buttons: <b>87-125 cm</b>	Height of handrail: <b>95 cm</b>
<b>Lifts (standard)</b>	No. of lifts: <b>2</b> , with the same specifications
<b>Accessible up to the door</b>	Height of call buttons: <b>120 cm</b>
Width of door: <b>90 cm</b>	Width and depth of cab: <b>102 and 128 cm</b>
Height of lift buttons: <b>92-105 cm</b>	Height of handrail: <b>there is none</b>

Other amenities	Location	Access	Main characteristics
Reception	Ground floor	Accessible	Height of reception desk: <b>120 cm</b>
Restaurant / Cafeteria	First floor	Accessible via lift	Height of bar: <b>122 cm</b> Height of table: <b>75 cm</b> Height beneath table: <b>70 cm</b> Width beneath table: <b>603 cm</b> Depth beneath table: <b>48 cm</b>
Breakfast buffet	First floor	Accessible via lift	Height of buffet bar: <b>93 cm</b> Height of table: <b>77 cm</b> Height beneath table: <b>73 cm</b> Width beneath table: <b>80 cm</b> Depth beneath table: <b>37 cm</b>

## ★★★★ 4 STAR HOTELS



## ACCESSIBILITY - VISUALLY IMPAIRED

### Signs

Signs the same size: **yes**, only indicating the room number average height of **50-150 cm** and a font size of **35 cm**

Lettering in a colour which contrasts with the background: **yes** Text and symbols: **not in relief and not in Braille**

### Main stairs

Edge of stairs marked with a non-slip strip in a contrasting colour: **yes, without** Side protection skirting board of **≥ 12 cm** on both sides: **yes**

Steps have a riser: **yes** Steps have nosing: **yes** All steps are the same height: **no**

The space under the stairs is blocked off: **yes** Handrail on either side: **yes**

Strip of surface of a different texture and contrasting colour at the top and bottom of the stairs: **no**

### Lifts

Cab with audio signals: **no** Control buttons in contrasting colour: **yes**

Keypad with numbers in relief: **yes** Keypad with numbers in Braille: **yes**



## ACCOMMODATION



### VINCCI SOHO HOTEL

- Calle del Prado, 18  
28014 Madrid
- Telephone:** 91 141 41 00  
**Fax:** 91 141 41 01
- Web:** www.vinccihoteles.com
- Metro without lift:** Antón Martín
- Bus:** 6, 10, 14 26, 27, 32, 34, 37 and 45

### ACCESS

- The main entrance is accessible and has a level surface.
- There is an automatic, sliding, glass door which is **1.45 m** wide. It is not marked with horizontal strips or a logo in a contrasting colour.
- The reception area is reached by way of a ramp which is **4.0 m** wide, **1.60 m** long and which has a non-recommended incline of **17.6%**. There is no handrail, and its ends are not indicated by a distinctively textured or contrastingly coloured floor surface.



### ACCESSIBILITY - HEARING IMPAIRED

<b>Room</b>	
Internet connection: <b>yes</b>	TV which communicates with reception: <b>no</b>
TV with teletext decoder: <b>yes</b>	TV has alarm clock with visual alert: <b>yes</b>
Bedside plug socket: <b>no</b>	Entrance door with peephole: <b>no</b>
Written information on available services: <b>yes</b>	Light signals to indicate a knock at the door: <b>no</b>
<b>Communal WCs</b>	
Door lock with visual aid to indicate either free or occupied: <b>no</b>	Cubicle doors with a gap underneath to see if there is someone inside: <b>no</b>
<b>Lifts</b>	
Visual signs indicating the floor and direction of movement, both inside and outside the cab: <b>yes</b>	Emergency button with a light to show that the emergency call has been received: <b>no</b>
<b>Emergency system</b>	
Emergency alarm systems with visual alerts: <b>no</b>	



## ★★★★ 4 STAR HOTELS

Vincci Soho



### ACCESSIBILITY - PHYSICALLY DISABLED

<b>Adapted room (No. 201)</b>	No. of adapted rooms: <b>3</b>
On <b>2<sup>nd</sup></b> floor, accessible via lift	Width of door: <b>80 cm</b>
Clear turning circle inside (diameter): <b>Ø 150 cm</b>	Height of climate control: <b>150 cm</b>
Height of bed: <b>55 cm</b>	Space for access to the bed: left hand side <b>240 cm</b>
Wardrobe doors: handles, <b>easy to open</b>	Height of hanger rail: <b>190 cm</b>
Height of wardrobe shelves and drawers: <b>150 cm</b>	
<b>Bathroom in adapted room</b>	
Door: sliding with width of <b>87 cm</b>	Clear turning circle inside (diameter): <b>Ø 150 cm</b>
<b>Toilet. The sink, located right next to the toilet hampers lateral wheelchair access</b>	
Seat height: <b>41 cm</b>	Height of flush mechanism: <b>78 cm</b>
Approach area: right hand side <b>100 cm</b> , front <b>57 cm</b>	Folding grab bar on right hand side: <b>57-73 cm</b>
Fixed grab bar on left hand side: <b>57 cm</b>	Distance between bars: <b>65 cm</b>
<b>Basin:</b>	
Height and clearance beneath the basin: <b>73 and 46 cm</b>	Tap: <b>mixer tap</b>
Height of the lower edge of the mirror: <b>80 cm</b>	Height of bathroom fittings: <b>100 cm</b>
<b>Shower:</b>	
Approach area: <b>105 cm</b>	Shower base: <b>with a 2 cm lip around it</b>
Shower floor: <b>non-slip</b>	Shower chair: <b>mobile</b>
No horizontal grab bar	Has a vertical grab bar which is used for adjusting the height of the shower head
Tap: mixer tap	Height of tap: <b>120 cm on accessible wall</b>
<b>Adapted bathroom in communal area</b>	
On ground floor, accessible	No. of adapted toilets: <b>2</b>
	Door: inward opening with a width of <b>83 cm</b>
Clear turning circle inside (diameter): <b>Ø 150 cm</b>	
<b>Toilet:</b>	
Seat height: <b>41 cm</b>	Height of flush mechanism: <b>79 cm</b>
Approach area: left hand side <b>84 cm</b> , front <b>130 cm</b>	Fixed grab bar on right hand side: <b>79 cm</b>



## ACCOMMODATION



Folding grab bar on left hand side: <b>79 cm</b>	Distance between bars: <b>61 cm</b>
<b>Basin:</b>	
Height and clearance beneath the basin: <b>70 cm and 42 cm</b>	Tap: <b>mixer tap</b>
Height of the lower edge of the mirror: <b>100 cm</b>	Height of bathroom fittings: <b>100 cm</b>
<b>Lifts</b>	
<b>Lift 1</b>	<b>No. of lifts 2. Connect reception with upper floors as far as the 4<sup>th</sup> floor</b>
<b>Accessible up to the door</b>	Height of call buttons: <b>112 cm</b>
Width of door: <b>80 cm</b>	Width and depth of cab: <b>110 and 115 cm</b>
Height of lift buttons: <b>114 cm</b>	Height of handrail: <b>90 cm</b>
<b>Lift 2</b>	<b>No. of lifts 2. Connect reception with upper floors as far as the 6<sup>th</sup> floor</b>
<b>Accessible up to the door</b>	Height of call buttons: <b>94-120 cm</b>
Width of door: <b>80 cm</b>	Width and depth of cab: <b>92 and 131 cm</b>
Height of lift buttons: <b>94 cm</b>	Height of handrail: <b>80 and 103 cm</b>
<b>Lift 3</b>	<b>No. of lifts 2. Connect 1<sup>st</sup> floor with upper floors as far as the 4<sup>th</sup> floor</b>
Not accessible, opposite the lift are <b>4</b> steps with no alternative ramp	Height of call buttons: <b>111 cm</b>
Width of door: <b>80 cm</b>	Width and depth of cab: <b>98 and 122 cm</b>
Height of lift buttons: <b>100 cm</b>	Height of handrail: <b>80 and 103 cm</b>

Other amenities	Location	Access	Main characteristics
Reception	Ground floor	Accessible via ramp described earlier	Height of reception desk: <b>105 cm</b>

## 4 STAR HOTELS



Cafeteria / Diner	Ground floor	Accessible from reception	Height of bar: <b>117 cm</b> Height of table: <b>40 cm</b> Height beneath table: <b>38 cm</b> Width beneath table: <b>40 cm</b> Depth beneath table: <b>40 cm</b>
Restaurant / Breakfast buffet	Ground floor	Accessible from reception	Height of buffet bar: <b>82 and 112 cm</b> Height of table: <b>74 cm</b> Height beneath table: <b>69 cm</b> Width beneath table: <b>70 cm</b> Depth beneath table: <b>80 cm</b>
Meeting rooms (2)	Ground floor	Accessible via a ramp with a width of <b>170 cm</b> , a length of <b>480 cm</b> and a non-recommended incline of <b>10.5%</b> . No handrails	Height of table: <b>74 cm</b> Height beneath table: <b>70 cm</b> Width beneath table: <b>200 cm</b> Depth beneath table: <b>45 cm</b>



## ACCESSIBILITY - VISUALLY IMPAIRED

<b>Signs</b>	Signs the same size: <b>yes</b> , average height of <b>40 and 180 cm</b> and a font size of <b>≥ 1.5 cm</b>
Lettering in a colour which contrasts with the background:	<b>yes</b> ; Text and symbols: <b>not in relief and not in Braille</b>
<b>Main stairs</b>	
Edge of stairs marked with a non-slip strip in a contrasting colour: <b>no</b>	Side protection skirting board of <b>≥ 12 cm</b> on both sides: <b>no</b>
Steps have a riser: <b>yes</b>	All steps are the same height: <b>yes</b>
Steps have nosing: <b>no</b>	
The space under the stairs is blocked off: <b>yes</b>	Handrail on either side: <b>yes</b>
Continuous handrails on half-landings: <b>yes</b>	Handrail extends at top and bottom of stairs: <b>no</b>
Strip of surface of a different texture and contrasting colour at the top and bottom of the stairs: <b>no</b>	
<b>Lifts</b>	
Cab with audio signals: <b>yes</b>	Control buttons in contrasting colour: <b>yes</b>
Keypad with numbers in relief: <b>yes</b>	Keypad with numbers in Braille: <b>yes, but only in lifts no. 2 and no. 3</b>



## ACCOMMODATION



### VINCCI SOMA HOTEL

Calle de Goya, 79  
28001 Madrid

**Telephone:** 91 435 75 45  
**Fax:** 91 431 09 43

**Web:** www.vinccihoteles.com

**Metro with lift:** Goya

**Bus:** 21, 29, 52, 53 and N2

### ACCESS

- The entrance to the hotel is level with the street. It has a clearance width of **2 m**.
- The main entrance to the hotel has a slight lip of between **2 and 3 cm** given that the street outside is on a light slope. This is followed by four **16 cm** steps that can be navigated via the stair lift.
- There are two sets of automatic, sliding double glass doors. The first door has a clearance width of **1.90 m**, and the second, a width of **1.35 m**. They are marked with the hotel logo in a non-contrasting colour.
- There is a doorbell at a height of **1.22 m**.
- Between the two sets of doors is a doormat that is securely affixed to the floor.
- There is an accessible route via the stair lift that takes visitors straight to the reception and help desk.



### ACCESSIBILITY - HEARING IMPAIRED

#### Room

Internet connection: <b>yes</b>	TV which communicates with reception: <b>yes</b>
TV with teletext decoder: <b>yes</b>	TV has alarm clock with visual alert: <b>yes</b>
Bedside plug socket: <b>yes</b>	Entrance door with peephole: <b>no</b>
Written information on available services: <b>no</b>	Light signals to indicate a knock at the door: <b>yes</b>

#### Communal WCs

Door lock with visual aid to indicate either free or occupied: <b>no</b>	Cubicle doors with a gap underneath to see if there is someone inside: <b>yes</b>
--	---

#### Lifts

Visual signs indicating the floor and direction of movement, both inside and outside the cab: <b>yes</b>	Emergency button with a light to show that the emergency call has been received: <b>yes</b>
--	---

#### Emergency system

Emergency alarm systems with visual alerts: **yes**



## 4 STAR HOTELS

Vincci Soma



### ACCESSIBILITY - PHYSICALLY DISABLED

<b>Adapted room (No. 322)</b> On the <b>3rd floor</b> , accessible via a ramp described under the "Lift" section	No. of adapted rooms: <b>3</b> Width of door: <b>94 cm</b>
Clear turning circle inside (diameter): <b>Ø 150 cm</b>	Height of climate control: <b>154 cm</b>
Height of bed: <b>50 cm</b>	Space for access to the bed: right hand side <b>85 cm</b> left hand side <b>145 cm</b>
Wardrobe doors: sliding, easy to open without handle	Height of hanger rail: <b>185 cm</b>
Min. and max. height of wardrobe shelves and drawers: <b>37 cm and 190 cm</b>	
<b>Bathroom in adapted room</b>	
Door: Outward opening with a width of <b>92 cm</b>	Clear turning circle inside (diameter): <b>Ø 150 cm</b>
<b>Toilet:</b>	
Seat height: <b>40 cm</b>	Height of flush mechanism: <b>74 cm</b>
Approach area: right hand side <b>140 cm, front 100 cm</b>	Folding grab bar on the right hand side: <b>52 - 69 cm</b>
Fixed vertical grab bar on the left hand side: <b>70 - 115 cm</b>	Distance between bars: <b>74 cm</b>
<b>Basin:</b>	
Height and clearance beneath the basin: <b>67 and 45 cm</b>	Tap: <b>mixer tap easy to use</b>
Height of the lower edge of the mirror: <b>120 cm</b>	Min. and max. height of bathroom fittings: <b>97 cm</b>
<b>Shower:</b>	
Width and depth of approach area: <b>190 cm and 190 cm</b>	Shower base: with a <b>7 cm</b> step
Shower floor: <b>non-slip</b>	Shower chair or seat: fixed and folding seats
Height and location of horizontal grab bar: <b>none</b>	Height and location of vertical grab bar: <b>60 - 135 cm</b> on same wall as tap and on adjoining wall
Tap: mixer tap easy to use	Height of the tap: <b>100 cm</b> , on same wall as fixed seat
Adjustable height shower head: <b>100 - 185 cm</b>	Shower screen: only a curtain
<b>Adapted bathroom in communal area</b>	
Location: next to cafeteria/buffet	No. of adapted toilets: <b>1</b>
Bathroom door: no door	First floor - accessible via lift Cubicle door: outward opening with a width of <b>94 cm</b>
Clear turning circle inside (diameter): <b>Ø 150 cm</b>	





## ACCOMMODATION

<b>Toilet:</b>	
Seat height: <b>40 cm</b>	Height of flush mechanism: <b>74 cm</b>
Approach area: right hand side <b>100 cm and front 100 cm</b>	Folding grab bar on the right hand side: <b>62 – 80 cm</b>
Folding grab bar on the left hand side: <b>none</b>	
<b>Basin:</b>	
Height and clearance beneath the basin: <b>64 cm and 45 cm</b>	Tap: mixer tap easy to use
Height of the lower edge of the mirror: <b>117 cm</b>	Min. and max. height of bathroom fittings: <b>80 cm and 120 cm</b>
<b>Lifts</b>	
Total number of lifts: <b>3</b> – with similar characteristics	
Floors served: all floors. Two serve the main building including the parking level, the other, from reception to the upper floors	Via a ramp: <b>2.55 m</b> long, <b>1.10 m</b> wide and a <b>21.2%</b> incline to be able to navigate the three <b>17 cm</b> steps
Height of call buttons: <b>112 – 117 cm</b>	Width of door: <b>80 cm</b>
Width and depth of cab: <b>106 and 135 cm</b>	Min. and max. height of the call buttons: <b>97 cm and 120 cm</b>
Height of handrail: <b>90 cm</b>	Mirror opposite the door: <b>no, on the side wall</b>

Other amenities	Location	Access	Main characteristics
Reception	Ground floor	Accessible via an alternative stair lift to navigate the four steps	Height of reception desk: <b>125 cm</b>
Cafeteria	1st floor	Accessible via lift	Height of bar: <b>110 cm</b> Height of table: <b>82 cm</b> Height beneath table <b>67 cm</b> Width beneath table: <b>73 cm</b> Depth beneath table: <b>31 cm</b>
Restaurant / Breakfast buffet	1st floor	Accessible via lift	Height of buffet bar: <b>76 - 90 cm</b> Height of table: <b>82 cm</b> Height beneath table <b>67 cm</b> Width beneath table: <b>73 cm</b> Depth beneath table: <b>31 cm</b>
Meeting rooms (7)	1st floor	Accessible via a ramp that is <b>120 cm</b> long with a clearance width of <b>100 cm</b> and a <b>17.6%</b> incline	Furniture depending on the event
Gym	1st floor	Accessible via a ramp	No specially adapted changing rooms or toilets

## ★★★★ 4 STAR HOTELS

		that is <b>265 cm</b> : long with a clearance width of <b>94 cm</b> and a <b>24.9%</b> incline	
Parking	Basement -1	Accessible via lift	There are <b>3</b> reserved parking spaces reserved for people with reduced mobility ( <b>PRM</b> ), indicated by the disabled parking sign ( <b>ISA</b> ). The reserved parking spaces have a lateral approach area of <b>120 cm</b>



## ACCESSIBILITY - VISUALLY IMPAIRED

<b>Bedrooms</b>	
Colour of door contrasts with adjacent walls: <b>yes</b>	Information about hotel services available in Braille: <b>no</b> and in large print: <b>no</b>
Room lighting with dimmer switch: <b>no</b>	TV remote control with large numbers: <b>yes</b> and in contrasting colours: <b>yes</b>
Room free of projecting elements: <b>no</b>	Audible signals to indicate emergency alarm: <b>yes</b>
<b>Signs</b>	
Signs the same size: <b>yes</b> , average height of <b>165 cm</b> and a font size of <b>3 - 6 cm</b>	
Lettering in a colour which contrasts with the background: <b>yes</b>	Text and symbols: not in relief and not in Braille
<b>Main stairs</b>	
Edge of stairs marked with a non-slip strip in a contrasting colour: <b>no</b>	Side protection skirting board of $\geq 12$ cm on both sides: <b>no</b> , <b>just on one side</b>
Steps have a riser: <b>yes</b>	
Steps have nosing: <b>yes</b>	All steps are the same height: <b>yes</b>
The space under the stairs is blocked off: <b>yes</b>	Handrail on either side: <b>yes</b>
Continuous handrails on half-landings: <b>yes</b>	Handrail extends past the top and bottom of stairs: <b>no</b>
Distinctively textured and contrastingly coloured strip at the top and bottom of the stairs: <b>no</b>	
<b>Lifts</b>	
Cab with audio signals: <b>yes</b>	Control buttons in contrasting colours: <b>yes</b>
Keypad with numbers in relief: <b>yes</b>	Keypad with numbers in Braille: <b>no</b>
Distinctively textured and contrastingly coloured strip at entrance to lift: <b>no</b>	
<b>Emergency System</b>	
Audible alarm system in place in case of emergency: <b>yes</b>	




**VINCCI VÍA 66 HOTEL**

Gran Vía, 66  
28013 Madrid

**Telephone:** 91 550 42 99  
**Fax:** 91 183 55 40

**Web:** www.vinccihoteles.com

**Metro with lift:** Callao

**Bus:** 1, 2, 44, 46, 74, 75, 133, 138, 148 and C

**ACCESS**

- The main entrance has **2** steps and no alternative ramp.
- There is an automatic, sliding, glass door which is **1.12 m** wide.
- Next to the door is an alternative entrance with a slight step. There is a double manually opened swing glass door, each side of which is **60 cm** wide. The doors are not marked with horizontal strips or a logo in a contrasting colour.


**ACCESSIBILITY - HEARING IMPAIRED**

<b>Room</b>	
Internet connection: <b>yes</b>	TV which communicates with reception: <b>no</b>
TV with teletext decoder: <b>yes</b>	TV has alarm clock with visual alert: <b>yes</b>
Bedside plug socket: <b>yes</b>	Entrance door with peephole: <b>no</b>
Written information on available services: <b>yes</b>	Light signals to indicate a knock at the door: <b>no</b>
<b>Communal WCs</b>	
Door lock with visual aid to indicate either free or occupied: <b>no</b>	Cubicle doors with a gap underneath to see if there is someone inside: <b>no</b>
<b>Service Lift</b>	
Visual signs indicating the floor and direction of movement, both inside and outside the cab: <b>no</b>	Emergency button with a light to show that the emergency call has been received: <b>no</b>
<b>Lifts</b>	
Visual signs indicating the floor and direction of movement, both inside and outside the cab: <b>yes</b>	Emergency button with a light to show that the emergency call has been received: <b>yes</b>
<b>Emergency system</b>	
Emergency alarm systems with visual alerts: <b>no</b>	


**ACCESSIBILITY - PHYSICALLY DISABLED**

<b>Adapted room</b>	No. of adapted rooms: <b>3</b>
On <b>3<sup>rd</sup></b> floor, accessible via service lift as opposed to steps and lift	Width of door: <b>84 cm</b>
Clear turning circle inside (diameter): <b>Ø 150 cm</b>	Height of climate control: <b>137 cm</b>
Height of bed: <b>55 cm</b>	Space for access to the bed: left hand side <b>95 cm</b>
Height of hanger rail: <b>195 cm</b>	
<b>Bathroom in adapted room</b>	
Door: sliding with a width of <b>95 cm</b>	Clear turning circle inside (diameter): <b>Ø 150 cm</b>
<b>Toilet:</b>	
Seat height: <b>40 cm</b>	Height of flush mechanism: <b>110 cm</b>
Approach area: left hand side <b>86 cm</b> , front <b>120 cm</b>	Folding grab bar on right hand side: <b>76 cm</b>
Folding grab bar on left hand side: <b>76 cm</b>	Distance between bars: <b>65 cm</b>
<b>Basin:</b>	
Height and clearance beneath the basin: <b>81 and 40 cm</b>	Tap: <b>mixer tap</b>
Height of the lower edge of the mirror: <b>94 cm</b>	Height of bathroom fittings: <b>74-95 cm</b>
<b>Bath:</b>	
Height of bath: <b>54 cm</b>	Height of horizontal grab bar: <b>65-80 cm</b>
Transfer platform: <b>no</b>	Has a vertical grab bar which is used for adjusting the height of the shower head
Tap: mixer tap at height of <b>60 cm</b> on narrow wall	Shower screen
<b>Adapted bathroom in communal area</b>	
On <b>first floor</b> , accessible via service lift as opposed to steps and lift	No. of adapted toilets: <b>1</b>
Clear turning circle inside (diameter): <b>Ø 150 cm</b>	Door: outward opening with a width of <b>85 cm</b>
<b>Toilet:</b>	
Seat height: <b>40 cm</b>	Height of flush mechanism: <b>100 cm</b>
Approach area: right hand side <b>80 cm</b> , front <b>120 cm</b>	Folding grab bar on right hand side: <b>76 cm</b>
Folding grab bar on left hand side: <b>76 cm</b>	Distance between bars: <b>73 cm</b>



<b>Basin:</b>	
Height and clearance beneath the basin: <b>75 cm and 40 cm</b>	Tap: <b>requires a twist of the wrist</b>
Height of the lower edge of the mirror: <b>120 cm</b>	Height of bathroom fittings: <b>78-100 cm</b>
<b>Lifts</b>	
<b>Service lifts (as an alternative to navigating steps that lead to standard lift. Service must first be requested at reception)</b>	
<b>Accessible up to the door</b>	Height of call buttons: <b>130-140 cm</b>
Width of door: <b>82 cm</b>	Width and depth of cab: <b>118 and 118 cm</b>
Height of handrail: <b>88 cm</b>	
<b>Lift (standard)</b>	<b>No. of lifts: 3</b>
<b>Accessible up to the door using service lift</b>	Height of call buttons: <b>100 cm</b>
Width of door: <b>80 cm</b>	Width and depth of cab: <b>137 and 92 cm</b>
Height of lift buttons: <b>80-114 cm</b>	No handrail

Other amenities	Location	Access	Main characteristics
Reception	Ground floor	Accessible via ramp described earlier	Height of reception desk: <b>116 cm</b>
Cafeteria	First floor	Accessible via service lift and regular lift	Height of tables: <b>41-72 cm</b> There are various kinds of tables
Restaurant / Breakfast buffet	First floor	Accessible via service lift and regular lift	Height of buffet bar: <b>90 cm</b> Height of table: <b>73 cm</b> Height beneath table: <b>69 cm</b> Width beneath table: <b>69 cm</b> Depth beneath table: <b>35 cm</b> Tables with a central leg
Meeting rooms (2)	Second floor	Accessible via service lift and regular lift	Height of table: <b>73 cm</b> Height beneath table: <b>65 cm</b> Width beneath table: <b>300 cm</b> Depth beneath table: <b>90 cm</b>



## ACCESSIBILITY - VISUALLY IMPAIRED

<b>Signs</b>	
Signs the same size: <b>yes</b> , average height of <b>180 cm</b> and a font size of $\geq 1.5$ <b>cm</b>	
Lettering in a colour which contrasts with the background: <b>yes</b>	Text and symbols: <b>not in relief and not in Braille</b>
<b>Main stairs</b>	
Edge of stairs marked with a non-slip strip in a contrasting colour: <b>no</b>	Side protection skirting board of $\geq 12$ <b>cm</b> on both sides: <b>yes</b>
Steps have a riser: <b>yes</b>	All steps are the same height: <b>yes</b>
Steps have nosing: <b>yes</b>	
The space under the stairs is blocked off: <b>yes</b>	Handrail on either side: <b>no</b>
Continuous handrails on half-landings: <b>no</b>	Handrail extends at top and bottom of stairs: <b>no</b>
Strip of surface of a different texture and contrasting colour at the top and bottom of the stairs: <b>no</b>	
<b>Service Lifts</b>	
Cab with audio signals: <b>no</b>	Control buttons in contrasting colour: <b>yes</b>
Keypad with numbers in relief: <b>no</b>	Keypad with numbers in Braille: <b>w</b>
<b>Lifts</b>	
Cab with audio signals: <b>yes</b>	Control buttons in contrasting colour: <b>yes</b>
Keypad with numbers in relief: <b>no</b>	Keypad with numbers in Braille: <b>yes</b>



## 5 STAR HOTELS

- 1 AC Palacio del Retiro
- 2 AC Santo Mauro
- 3 Eurostars Madrid Tower
- 4 Gran Meliá Fénix
- 5 Hesperia Madrid
- 6 Hilton Madrid Airport
- 7 Hospes
- 8 Husa Princesa
- 9 Intercontinental Madrid
- 10 Meliá Castilla
- 11 Meliá Madrid Princesa
- 12 Miguel Ángel
- 13 NH Palacio de Tepa
- 14 Ritz Madrid
- 15 Sheraton Madrid Mirasierra Hotel & Spa
- 16 Silken Puerta América Madrid
- 17 The Westin Palace Madrid
- 18 Único
- 19 Urban
- 20 Villa Magna

1 HOTELS

2 HOTELS

3 HOTELS


4 HOTELS

5  
HOTELS

Hs GUEST HOUSE  
HOSTELS



## ACCOMMODATION



### AC PALACIO DEL RETIRO HOTEL

- Calle de Alfonso XII, 14  
28014 Madrid
- Telephone:** 91 523 74 60  
**Fax:** 91 523 74 31
- Web:** www.ac-hotels.com
- Metro without lift:** Banco de España
- Bus:** 1, 2, 9, 15, 19, 20, 51, 52, 74, 146 and 202

#### ACCESS

- The entrance is easily accessible and has a level surface.
- There is an automatic, sliding, glass main door, which is **1.15 m** wide. It is not marked with either horizontal strips or a logo in a contrasting colour.



#### ACCESSIBILITY - HEARING IMPAIRED

<b>Room</b>	
Internet connection: <b>yes</b>	Light signals to indicate a knock at the door: <b>no</b>
TV with teletext decoder: <b>yes</b>	
Written information on available services: <b>yes</b>	Bedside plug socket: <b>yes</b>
<b>Communal WCs</b>	
Door lock with visual aid to indicate either free or occupied: <b>yes</b>	Cubicle doors with a gap underneath to see if there is someone inside: <b>no</b>
<b>Lifts</b>	
Visual signs indicating the floor and direction of movement, both inside and outside the cab: <b>yes</b>	Emergency button with a light to show that the emergency call has been received: <b>no</b>
<b>Emergency system</b>	
Emergency alarm systems with visual alerts: <b>no</b>	



## ★★★★★ 5 STAR HOTELS

Ac Palacio del Retiro



#### ACCESSIBILITY - PHYSICALLY DISABLED

<b>Adapted room</b>	Number of adapted rooms: <b>2</b>
Accessible via a chairlift preceded by a step and <b>2.2 m</b> long ramp with an adequate incline of <b>6%</b> , that then leads to the main lift	Width of door: <b>87 cm</b>
Clear turning circle inside (diameter): <b>Ø 150 cm</b>	Height of climate control: <b>159 cm</b>
Height of bed: <b>58 cm</b>	Space for access to the bed: <b>right</b> hand side <b>70 cm</b> , left hand side <b>90 cm</b>
Height of coatrack: <b>167 cm</b>	
<b>Bathroom in adapted room</b>	
Door: width of <b>78.5 cm</b>	Clear turning circle inside (diameter): <b>Ø 150 cm</b>
<b>Toilet:</b>	
<b>Does not have an adequate lateral approach area</b>	
Seat height: <b>41 cm</b>	
Width of approach: on one side <b>53 cm</b>	Folding grab bar on the approach side
Fixed grab bar on the opposite side	
<b>Basin:</b>	
Height of the lower edge of the mirror: <b>109 cm</b>	Height of bathroom fittings: <b>100-114 cm</b>
<b>Shower:</b>	
Shower chair or seat: <b>fixed</b>	Shower base: <b>level with the floor</b>
Shower floor: <b>non-slip</b>	No grab bars
<b>Adapted bathroom in communal areas</b>	
Accessible via a chairlift preceded by a step and <b>2.2 m</b> long ramp with an adequate incline of <b>6%</b> that then leads to the main lift	Number of adapted toilets: <b>1</b>
Clear turning circle inside (diameter): <b>Ø 150 cm</b>	Door width: <b>90 cm</b>
<b>Toilet:</b>	
Seat height: <b>41 cm</b>	
Width of approach: right hand side <b>80 cm</b> , left hand side <b>80 cm</b>	Folding grab bars on either side of the toilet
<b>Basin:</b>	
Height of the lower edge of the mirror: <b>97 cm</b>	Height of bathroom fittings: <b>102 cm</b>
Height and clearance beneath the basin: <b>77 cm and 25 cm</b>	Tap: <b>mixer tap</b>



## ACCOMMODATION



Lifts	
Accessible via chairlift	Height of handrail: <b>90-160 cm</b>
Width of door: <b>80 cm</b>	Width and depth of cab: <b>96 and 113 cm</b>

Other amenities	Location	Access	Main characteristics
Reception	Ground floor	Accessible	Height of reception desk: <b>113 cm</b>
Cafeteria	Ground floor	With a stairlift preceded by a step and the ramp described above	
Restaurant	Ground floor	Accessible	Height of table: <b>74 cm</b> Height beneath table <b>70 cm</b> Width beneath table: <b>102 cm</b> Depth beneath table: <b>97 cm</b>
Meeting rooms	Basement floor (-1)	With a stairlift preceded by a step and the ramp described above	



## ☆☆☆☆☆ 5 STAR HOTELS


Ac Palacio del Retiro




## ACCESSIBILITY - VISUALLY IMPAIRED

Signs	
Signs the same size: <b>yes</b> , average height of <b>157-187 cm</b> and a font size of <b>≥ 1.5 cm</b>	
Lettering in a colour which contrasts with the background: <b>yes</b>	Text and symbols: <b>not in relief and not in Braille</b>
Main stairs	
Edge of stairs marked with a non-slip strip in a contrasting colour: <b>no</b>	Side protection skirting board of <b>≥ 12 cm</b> on both sides: <b>yes</b>
All steps are the same height: <b>yes</b>	Continuous handrails on half-landings: <b>no</b>
Strip of surface of a different texture and contrasting colour at the top and bottom of the stairs: <b>no</b>	
Lifts	
Cab with audio signals: <b>no</b>	Keypad with numbers in Braille: <b>yes</b>
Keypad with numbers in relief: <b>yes</b>	


**AC SANTO MAURO HOTEL**

 Calle de Zurbano, 36  
28014 Madrid

 **Telephone:** 91 319 69 00  
**Fax:** 91 308 54 77

 **Web:** www.ac-hotels.com

 **Metro without lift:** Rubén Darío

 **Bus:** 7

**ACCESS**

- The main entrance has a series of individual steps and a staircase with no alternative ramp.
- The glass door opens on both sides, each of which are **80 cm** wide. It does not open automatically, and is not marked with either horizontal strips or a logo in a contrasting colour.


**ACCESSIBILITY - HEARING IMPAIRED**

<b>Room</b>	
Internet connection: <b>yes</b>	TV has alarm clock with visual alert: <b>no</b>
TV with teletext decoder: <b>yes</b>	Entrance door with peephole: <b>yes</b>
Bedside plug socket: <b>yes</b>	Light signals to indicate a knock at the door: <b>no</b>
Written information on available services: <b>yes</b>	
<b>Communal WCs</b>	
Door lock with visual aid to indicate either free or occupied: <b>no</b>	Cubicle doors with a gap underneath to see if there is someone inside: <b>no</b>
<b>Lifts</b>	
Visual signs indicating the floor and direction of movement, both inside and outside the cab: <b>yes</b>	Emergency button with a light to show that the emergency call has been received: <b>no</b>
<b>Emergency system</b>	
Emergency alarm systems with visual alerts: <b>no</b>	


**ACCESSIBILITY - PHYSICALLY DISABLED**

<b>Adapted room</b>	Number of adapted rooms: <b>7</b> , located in an adjoining building
Accessible outside the hotel, via an alternative <b>5.9 m</b> long ramp with an adequate incline of <b>7%</b> . Handrail at a height of <b>90 cm</b>	Width of door: <b>130 cm</b>
Clear turning circle inside (diameter): <b>Ø 150 cm</b>	Height of climate control: <b>148 and 153 cm</b>
Height of bed: <b>61 cm</b>	Space for access to the bed: right hand side <b>118 cm</b> , left hand side <b>116 cm</b>
Wardrobe doors: <b>Difficult to open</b>	Height of coatrack: <b>156 cm</b>
Height of wardrobe shelves and drawers: <b>13 and 83 cm</b>	
<b>Bathroom in adapted room</b>	
Door: width of <b>82 cm</b>	Clear turning circle inside (diameter): <b>Ø 150 cm</b>
<b>Toilet:</b>	
Seat height: <b>42 cm</b>	Height of flush mechanism: <b>79 cm</b>
Width of approach: on one side <b>93 cm</b>	Folding grab bar on the approach side at a height of <b>76 and 91 cm</b>
No grab bar on the opposite side	
<b>Basin:</b>	
Height and clearance beneath the basin: <b>77 cm and 55 cm</b>	Tap: <b>mixer tap</b>
Height of the lower edge of the mirror: <b>100 cm</b>	Height of bathroom fittings: <b>86-124 cm</b>
<b>Shower:</b>	
Shower floor: <b>non-slip</b>	Shower base: <b>a step</b>
Adjustable shower-head height: <b>yes</b>	Shower chair: <b>yes</b>
No horizontal grab bar	
Has a vertical grab bar which is used for adjusting the height of the shower head	
<b>Lifts of the main building</b>	
<b>Accessible up to the door</b>	Height of call buttons: <b>133 cm</b>
Width of door: <b>69.5 cm</b>	Width and depth of cab: <b>101 and 88.5 cm</b>
Height of control buttons: <b>118-116 cm</b>	

## ACCOMMODATION



Other amenities	Location	Access	Main characteristics
Reception	Ground floor	From the entranceway via stairs	Height of reception desk: <b>91 cm and 123 cm</b>
Communal WCs	Ground floor	From reception via a narrow passageway: <b>67 cm</b> wide	None of them are adapted for wheelchair users
Cafeteria	Ground floor	On the same floor as reception but accessed via narrow passageways	Height of table: <b>73 cm</b> Height beneath table <b>70 cm</b> Width beneath table: <b>49 cm</b> Depth beneath table: <b>30 cm</b>
Restaurant / Breakfast buffet	Ground floor	On the same floor as reception but accessed via narrow passageways	Width of doorway: <b>62 cm</b> Height of table: <b>73 cm</b> Height beneath table <b>66 cm</b> Width beneath table: <b>78 cm</b> Depth beneath table: <b>90 cm</b>
Meeting rooms (1)	Ground floor	Accessible	
Parking	Basement floor (-1)	Not accessible, via stairs	There are no parking spaces for people with limited mobility ( <b>PRM</b> ), indicated by the disabled parking sign ( <b>ISA</b> ). Valet parking

## ★★★★★ 5 STAR HOTELS



## ACCESSIBILITY - VISUALLY IMPAIRED

Signs
Signs the same size: <b>yes</b> , average height of <b>170 cm</b> and a font size of <b>≥ 1.5 cm</b>
Lettering in a colour which contrasts with the background: <b>yes</b> and not in Braille
Main stairs
Edge of stairs marked with a non-slip strip in a contrasting colour: <b>yes</b>
Side protection skirting board of <b>≥ 12 cm</b> on both sides: <b>no</b>
Steps have a riser: <b>yes</b>
All steps are the same height: <b>yes</b>
Steps have nosing: <b>no</b>
The space under the stairs is blocked off: <b>there is none</b>
Handrail on either side: <b>on either side</b>
Continuous handrails on half-landings: <b>no</b>
Handrail extends at top and bottom of stairs: <b>no</b>
Strip of surface of a different texture and contrasting colour at the top and bottom of the stairs: <b>no</b>
Lifts
Cab with audio signals: <b>yes</b>
Keypad with numbers in Braille: <b>yes</b>





## ACCOMMODATION



### EUROSTARS MADRID TOWER HOTEL

Paseo de la Castellana, 259 B  
28046 Madrid

**Telephone:** 91 334 27 00  
B 91 334 27 01

**Web:** www.eurostarsmadridtower.com

**Metro with lift:** Chamartín

**Bus:** 13, 67, 124, 134, 147, 176 and 178

#### ACCESS

- The main entrance of the hotel is easily accessible and has a level surface.
- There is an automatic, revolving, glass main door with an opening of **1.70 m**.
- There are also **2** glass swing doors, one on either side of the revolving door, which each measure **80 cm** wide.
- Neither of these doors are marked with either horizontal strips or a logo in a contrasting colour.



#### ACCESSIBILITY - HEARING IMPAIRED

<b>Room</b>	
Internet connection: <b>yes</b>	TV which communicates with reception: <b>no</b>
TV with teletext decoder: <b>yes</b>	TV has alarm clock with visual alert: <b>yes</b>
Bedside plug socket: <b>yes</b>	Entrance door with peephole: <b>no</b>
Written information on available services: <b>yes</b>	Light signals to indicate a knock at the door: <b>no</b>
<b>Communal WCs</b>	
Door lock with visual aid to indicate either free or occupied: <b>no</b>	Cubicle doors with a gap underneath to see if there is someone inside: <b>no</b>
<b>Lifts</b>	
Visual signs indicating the floor and direction of movement, both inside and outside the cab: <b>yes</b>	Emergency button with a light to show that the emergency call has been received: <b>yes</b>
<b>Emergency system</b>	
Emergency alarm systems with visual alerts: <b>no</b>	



## 5 STAR HOTELS

Eurostars  
Madrid Tower



#### ACCESSIBILITY - PHYSICALLY DISABLED

<b>Adapted room (No. 701)</b>	Number of adapted rooms: <b>10</b>
On <b>7<sup>th</sup></b> floor accessible via lift	Width of door: <b>73 cm</b>
Clear turning circle inside (diameter): <b>Ø 150 cm</b>	Height of climate control: <b>150 cm</b>
Height of bed: <b>70 cm</b>	Space for access to the bed: right hand side <b>70 cm</b> , left hand side <b>140 cm</b>
Wardrobe doors: <b>folding with door knobs, difficult to open</b>	Height of coatrack: <b>190 cm</b>
Height of wardrobe shelves and drawers: <b>80-100 cm</b>	
<b>Bathroom in adapted room</b>	
Door: sliding door with a width of <b>78 cm</b>	Clear turning circle inside (diameter): <b>Ø 150 cm</b>
<b>Toilet:</b>	
Seat height: <b>40 cm</b>	Height of flush mechanism: <b>100 cm</b>
Width of approach: right hand side <b>80 cm</b> , front <b>150 cm</b>	Folding grab bar on the right hand side at a height of <b>70-85 cm</b>
Fixed grab bar on the right hand side at a height of <b>70-85 cm</b>	Distance between bars: <b>69 cm</b>
<b>Basin:</b>	
Height and clearance beneath the basin: <b>80 cm and 70 cm</b>	Tap: <b>mixer tap</b>
Height of the lower edge of the mirror: <b>80 cm</b>	Height of bathroom fittings: <b>80 cm</b>
<b>Bath:</b>	
Height of bath: <b>45 cm</b>	Height and location of horizontal grab bar: <b>70 cm (all the way around)</b>
Mobile, rotating bath chair with back rest	Has no vertical grab bar
Mixer tap at <b>60 cm</b> on narrow wall	Shower head at <b>140 cm</b> . Height cannot be adjusted
No screen or curtain	
<b>Adapted bathroom in communal areas</b>	Number of adapted toilets: <b>3</b> . 2 on floor -1 next to the meeting rooms, and another of similar characteristics on <b>30<sup>th</sup></b> floor
On <b>30<sup>th</sup></b> floor, accessible via lift	Door: inward opening with a width of <b>76 cm</b>
Clear turning circle inside (diameter): <b>Ø 150 cm</b>	
<b>Toilet:</b>	
Seat height: <b>42 cm</b>	Height of flush mechanism: <b>100 cm</b>
Width of approach: right hand side <b>82 cm</b> , front <b>140 cm</b>	Folding grab bar on right hand side: <b>74-90 cm</b>
Fixed grab bar on left hand side: <b>74-90 cm</b>	



## ACCOMMODATION



<b>Basin:</b>	
Height and clearance beneath the basin: <b>84 cm and 70 cm</b>	Tap: <b>mixer tap</b>
Height of the lower edge of the mirror: <b>83 cm</b>	Height of bathroom fittings: <b>86 cm</b>
<b>Lifts</b>	Number of lifts: <b>5</b>
<b>Lift no. 1</b>	<b>From floors -2 to 30</b>
<b>Accessible up to the door</b>	Height of call buttons: <b>115 cm</b>
Width of door: <b>110 cm</b>	Width and depth of cab: <b>128 and 167 cm</b>
Height of control buttons: <b>90-150 cm</b>	Height of handrail: <b>90 cm</b>
<b>Lift no. 2</b>	<b>From reception to floors -3</b>
<b>Accessible up to the door</b>	Height of call buttons: <b>115 cm</b>
Width of door: <b>110 cm</b>	Width and depth of cab: <b>128 and 167 cm</b>
Height of control buttons: <b>90-150 cm</b>	Height of handrail: <b>90 cm</b>

Other amenities	Location	Access	Main characteristics
Reception	Ground floor	Accessible	Height of reception desk: <b>115 cm</b>
Cafeteria / Terrace	Basement floor (-1)	Accessible	Bar height: <b>110 cm</b> Height of table: <b>45 cm</b>
Restaurant / Breakfast buffet	Floor 30	Accessible	Height buffet bar: <b>72 -100 cm</b> Height of table: <b>75 cm</b> Height beneath table <b>74 cm</b> Width beneath table: <b>70 cm</b> Depth beneath table: <b>35 cm</b> Tables with central leg
Meeting rooms (28)	Basement floor (-2)	Accessible	Height of table: <b>73 cm</b> Height beneath table <b>72 cm</b> Width beneath table: <b>141 cm</b> Depth beneath table: <b>46 cm</b>
Gym / Spa	Floor 29	Accessible	No specially adapted changing rooms or toilets for wheelchair users. No hoist for getting into the pool.
Parking	Basement	Accessible	There are <b>6</b> parking spaces floor (-3) for people with limited mobility ( <b>PRM</b> ), indicated by the disabled parking sign ( <b>ISA</b> ) on the floor



## ★★★★★ 5 STAR HOTELS






Eurostars  
Madrid Tower



## ACCESSIBILITY - VISUALLY IMPAIRED

<b>Signs</b>	Signs the same size: <b>yes</b> , average height of <b>110-200 cm</b> and a font size of <b>≥ 1.5 cm</b>
Lettering in a colour which contrasts with the background: <b>yes</b>	Text and symbols: <b>not in relief and not in Braille</b>
<b>Main stairs</b>	
Edge of stairs marked with a non-slip strip in a contrasting colour: <b>no</b>	Side protection skirting board of <b>≥ 12 cm</b> on both sides: <b>yes</b>
Steps have a riser: <b>yes</b>	All steps are the same height: <b>yes</b>
Steps have nosing: <b>no</b>	
The space under the stairs is blocked off: <b>yes</b>	Handrail on either side: <b>yes</b>
Continuous handrails on half-landings: <b>no</b>	Handrail extends at top and bottom of stairs: <b>no</b>
Strip of surface of a different texture and contrasting colour at the top and bottom of the stairs: <b>no</b>	
<b>Lifts</b>	
Cab with audio signals: <b>yes</b>	Control buttons in contrasting colour: <b>yes</b>
Keypad with numbers in relief: <b>no</b>	Keypad with numbers in Braille: <b>no</b>


**GRAN MELIÁ FÉNIX HOTEL**

-  Calle de Hermosilla, 2  
28001 Madrid
-  **Telephone:** 91 431 67 00  
**Fax:** 91 576 06 61
-  **Web:** www.solmelia.com
-  **Metro without lift:** Colón and Serrano
-  **Bus:** 5, 14, 27, 45 and 150

**ACCESS**

- The entrance is easily accessible and has a level surface.
- There is an automatic, sliding glass door **1.30 m** wide. It is marked with either horizontal strips or a logo in a contrasting colour.


**ACCESSIBILITY - HEARING IMPAIRED**

<b>Room</b>	
Internet connection: <b>yes</b>	TV which communicates with reception: <b>no</b>
TV with teletext decoder: <b>yes</b>	TV has alarm clock with visual alert: <b>no</b>
Bedside plug socket: <b>yes</b>	Entrance door with peephole: <b>no</b>
Written information on available services: <b>yes</b>	Light signals to indicate a knock at the door: <b>no</b>
<b>Communal WCs</b>	
Door lock with visual aid to indicate either free or occupied: <b>no</b>	Cubicle doors with a gap underneath to see if there is someone inside: <b>no</b>
<b>Lifts</b>	
Visual signs indicating the floor and direction of movement, both inside and outside the cab: <b>yes</b>	Emergency button with a light to show that the emergency call has been received: <b>no</b>
<b>Emergency system</b>	
Emergency alarm systems with visual alerts: <b>no</b>	


**ACCESSIBILITY - PHYSICALLY DISABLED**

<b>Adapted room</b>	
Accessible via lift	Number of adapted rooms: <b>4</b>
Clear turning circle inside (diameter): <b>Ø 150 cm</b>	Width of door: <b>87 cm</b>
Height of bed: <b>56 cm</b>	Height of climate control: <b>tactile, 70 cm</b>
Wardrobe doors: <b>difficult to open</b>	Space for access to the bed: <b>on one side 200 cm</b>
<b>Bathroom in adapted room</b>	
Door: with a width of <b>89 cm</b>	Height of coatrack: <b>198 cm</b>
<b>Toilet:</b>	
Seat height: <b>47 cm</b>	Clear turning circle inside (diameter): <b>Ø 150 cm</b>
Width of approach: <b>on one side 97 cm</b>	Height of flush mechanism: <b>92 cm</b>
Folding grab bar on the left hand side with an adjustable height	Folding grab bar on the right hand side with an adjustable height
	Distance between bars: <b>65 cm</b>
<b>Basin:</b>	
Height and clearance beneath the basin: <b>68 cm and 80 cm</b>	Tap: <b>mixer tap</b>
Height of the lower edge of the mirror: <b>82 cm</b>	Height of bathroom fittings: <b>between 76 cm and 135 cm</b>
<b>Shower:</b>	
Shower floor: <b>non-slip</b>	Shower base: <b>a step</b>
Tap: <b>mixer tap on accessible wall</b>	Shower chair: <b>yes, fixed to wall with adjustable height</b>
Height and location of horizontal grab bar: <b>90 cm</b> , on wall to side of the tap	Has a vertical grab bar which is used for adjusting the height of the shower head
<b>Adapted bathroom in communal areas</b>	
Accessible via lift	Door: with a width of <b>81 cm</b>
Clear turning circle inside (diameter): <b>Ø 150 cm</b>	
<b>Toilet:</b>	
Seat height: <b>45 cm</b>	Height of flush mechanism: <b>90 cm</b>
Width of approach: right hand side <b>68 cm</b> , left hand side <b>66 cm</b>	Folding grab bar on right hand side: <b>75 and 89 cm</b>
Folding grab bar on left hand side: <b>75-89 cm</b>	Distance between bars: <b>56 cm</b>
<b>Basin:</b>	
Height and clearance beneath the basin: <b>65 cm and 22 cm</b>	Tap: <b>mixer tap</b>
Height of the lower edge of the mirror: <b>90 cm</b>	Height of bathroom fittings: <b>84 cm</b>

## ACCOMMODATION



Lifts	
Accessible up to the door	Height of call buttons: <b>121 cm</b>
Width of door: <b>81 cm</b>	Width and depth of cab: <b>115 and 142 cm</b>
Height of control buttons: <b>105 and 129 cm</b>	

Other amenities	Location	Access	Main characteristics
Reception	Ground floor	Accessible	Height of reception desk: <b>106 cm</b>
Cafeteria	Ground floor	Accessible	Height of table: <b>68 cm</b> Height beneath table: <b>62.5 cm</b> Width beneath table: <b>81 cm</b> Depth beneath table: <b>26 cm</b> Table with central leg
Restaurant / Breakfast buffet	Ground floor	Accessible	Height of table: <b>75 cm</b> Height beneath table: <b>73 cm</b> Width beneath table: <b>100 cm</b> Depth beneath table: <b>69.5 cm</b>
Meeting rooms	Basement floor (-1)	Accessible via lift	
Parking	Basement floor (-1)	Accessible via lift	There are no parking spaces for people with limited mobility ( <b>PRM</b> ), indicated by the disabled parking sign ( <b>ISA</b> ). Valet parking

## ★★★★★ 5 STAR HOTELS

Gran Meliá  
Fénix



## ACCESSIBILITY - VISUALLY IMPAIRED

Signs	
Signs the same size: <b>yes</b> , average height of <b>176-193 cm</b> and a font size of $\geq 1.5$ cm	
Lettering in a colour which contrasts with the background: <b>yes</b>	Text and symbols: <b>not in relief and not in Braille</b>
Main stairs	
Edge of stairs marked with a non-slip strip in a contrasting colour: <b>no</b>	Side protection skirting board of $\geq 12$ cm on both sides: <b>it is not continuous</b>
Continuous handrails on half-landings: <b>no</b>	All steps are the same height: <b>yes</b>
Strip of surface of a different texture and contrasting colour at the top and bottom of the stairs: <b>no</b>	
Lifts	
Cab with audio signals: <b>no</b>	Control buttons in contrasting colour: <b>yes</b>
Keypad with numbers in relief: <b>yes</b>	Keypad with numbers in Braille: <b>yes</b>



## HESPERIA MADRID HOTEL

- Paseo de la Castellana, 57  
Madrid
- Telephone:** 91 210 88 00  
**Fax:** 91 210 88 99
- Web:** www.hesperia-madrid.com
- Metro with lift:** Gregorio Marañón
- Bus:** 7, 14, 27, 40, 45, 147 and 150

### ACCESS

- The main entrance has a single step (located before the door), and no alternative ramp. There are **2** access doors. One is **1.40 m** wide, and opens automatically. The other is **> 80 cm** wide, and is opened manually. Both doors are made of glass, and are marked with horizontal strips of contrasting colour.
- From the entrance to reception there are **2** sections of **3** steps with no alternative ramp.
- There is an alternative route without steps which leads from a door next to the main entrance. This door has a width of more than **> 80 cm**, and leads to a corridor **1.10 m** wide which in turn leads to the reception, the lifts and the cafe-bar.



### ACCESSIBILITY - HEARING IMPAIRED

<b>Room</b>	
Internet connection: <b>yes</b>	TV which communicates with reception: <b>no</b>
TV with teletext decoder: <b>yes</b>	TV has alarm clock with visual alert: <b>no</b>
Bedside plug socket: <b>yes</b>	Entrance door with peephole: <b>yes</b>
Written information on available services: <b>yes</b>	Light signals to indicate a knock at the door: <b>yes</b>
<b>Communal WCs</b>	
Door lock with visual aid to indicate either free or occupied: <b>no</b>	Cubicle doors with a gap underneath to see if there is someone inside: <b>no</b>
<b>Lifts</b>	
Visual signs indicating the floor and direction of movement, both inside and outside the cab: <b>yes</b>	Emergency button with a light to show that the emergency call has been received: <b>no</b>
<b>Emergency system</b>	
Emergency alarm systems with visual alerts: <b>no</b>	

## ★★★★★ 5 STAR HOTELS



### ACCESSIBILITY - PHYSICALLY DISABLED

<b>Adapted room</b>	Number of adapted rooms: <b>2</b>
Accessible via lift	Width of door: <b>77 cm</b>
Clear turning circle inside (diameter): <b>Ø 150 cm</b>	Height of climate control: <b>150 cm</b>
Height of bed: <b>61 cm</b>	Space for access to the bed: right hand side <b>85 cm</b> , left hand side <b>114 cm</b>
Height of coatrack: <b>183 cm</b>	
<b>Bathroom in adapted room</b>	
Door: with a width of <b>100 cm</b>	Clear turning circle inside (diameter): <b>Ø 150 cm</b>
<b>Toilet:</b>	
Seat height: <b>40 cm</b>	Height of flush mechanism: <b>92 cm</b>
Width of approach: on one side <b>136 cm</b>	Folding grab bar on the approach side with an adjustable height
No grab bar on the opposite side	
<b>Basin:</b>	
Height of the lower edge of the mirror: <b>90 cm</b>	Height of bathroom fittings: <b>84-121 cm</b>
<b>Bath:</b>	
Height of bath: <b>40 cm</b>	Horizontal grab bar: <b>120 cm</b>
<b>Mixer tap</b>	Has no vertical grab bar
<b>Adapted bathroom in communal areas</b>	
Accessible via lift	Door: with a width of <b>80 cm</b>
Clear turning circle inside (diameter): <b>Ø 150 cm</b>	
<b>Toilet: no adequate lateral approach space</b>	
Seat height: <b>44 cm</b>	Width of approach: <b>only frontal approach, &gt; 80 cm</b>
Fixed grab bar on left hand side	Folding grab bar on right hand side
<b>Basin:</b>	
Height of the lower edge of the mirror: <b>111 cm</b>	Height of bathroom fittings: <b>83-110 cm</b>
<b>Lifts</b>	
<b>Lift 1. to the meeting rooms</b>	
Accessible up to the door via an alternative entrance	Width and depth of cab: <b>115 and 142 cm</b>
Width of door: <b>81 cm</b>	Height of control buttons: <b>90-160 cm</b>



## ACCOMMODATION



### Lift 2

Accessible up to the door via an alternative entrance	Width and depth of cab: <b>135 and 140 cm</b>
Width of door: <b>78 cm</b>	Height of control buttons: <b>90-160 cm</b>

Other amenities	Location	Access	Main characteristics
Reception	Ground floor	Accessible via alternative entrance	Height of reception desk: <b>120 cm</b>
Cafeteria	Ground floor	Accessible from reception	Height of table: <b>76 cm</b> Height beneath table: <b>72 cm</b> Width beneath table: <b>57 cm</b> Depth beneath table: <b>120 cm</b>
Restaurant	Ground floor	Accessible from inside and from outside via a ramp with an incline of <b>8%</b>	Height of table: <b>76 cm</b> Height beneath table: <b>71 cm</b> Width beneath table: <b>61 cm</b> Depth beneath table: <b>110 cm</b>
Meeting rooms		Accessible from reception via lift	
Parking	Basement floor (-1)	Accessible via lift	There are <b>2</b> parking spaces for people with limited mobility ( <b>PRM</b> ), indicated by the disabled parking sign ( <b>ISA</b> )



## ★★★★★ 5 STAR HOTELS



## ACCESSIBILITY - VISUALLY IMPAIRED

### Signs

Signs the same size: **yes**, average height of **160-169 cm** and a font size of **≥ 1.5 cm**

Lettering in a colour which contrasts with the background: **yes**; Text and symbols: **not in relief** and **not in Braille**

### Main stairs

Edge of stairs marked with a non-slip strip in a contrasting colour: **no**; Side protection skirting board of **≥ 12 cm** on both sides: **it is not continuous**

Continuous handrails on half-landings: **no**; All steps are the same height: **yes**

Strip of surface of a different texture and contrasting colour at the top and bottom of the stairs: **no**


### Lifts


Cab with audio signals: **no**; Keypad with numbers in Braille: **yes**

Keypad with numbers in relief: **yes**




### HILTON MADRID AIRPORT HOTEL

 Avenida de la Hispanidad, 2 - 4  
28042 Madrid

 **Telephone:** 91 153 40 00  
**Fax:** 91 153 40 01

 **Web:** www.hilton.com

 **Bus:** 114

#### ACCESS

- The main entrance to the hotel is level.
- There is an automatic revolving door. There is one alternative swing door **80 cm** wide on either side of the revolving door.
- The swing doors are glass, and are not marked with strips or a logo in a contrasting colour.



#### ACCESSIBILITY – HEARING IMPAIRED

<b>Room</b>	
Internet connection: <b>yes</b>	TV which communicates with reception: <b>yes</b>
TV with teletext decoder: <b>yes</b>	TV has alarm clock with visual alert: <b>yes</b>
Bedside plug socket: <b>yes</b>	Entrance door with peephole: <b>yes</b>
Written information on available services: <b>yes</b>	Light signals to indicate a knock at the door: <b>no</b>
<b>Communal WCs</b>	
Door lock with visual aid to indicate either free or occupied: <b>no</b>	Cubicle doors with a gap underneath to see if there is someone inside: <b>no</b>
<b>Lifts</b>	
Visual signs indicating the floor and direction of movement, both inside and outside the cab: <b>yes</b>	Emergency button with a light to show that the emergency call has been received: <b>no</b>
<b>Emergency system</b>	
Emergency alarm systems with visual alerts: <b>no</b>	



#### ACCESSIBILITY – PHYSICALLY DISABLED

<b>Adapted room (No. 134)</b>	Number of adapted rooms: <b>6</b>
Accessible via lift	Width of door: <b>92 cm</b>
Clear turning circle inside (diameter): <b>Ø 150 cm</b>	Height of climate control: <b>130 cm</b>
Height of bed: <b>60 cm</b>	Space for access to the bed: right hand side <b>170 cm</b> , left hand side <b>106 cm</b>
Wardrobe doors: sliding doors with knobs, difficult to open	Height of coatrack: <b>185 cm with hangers suitable for long sleeves</b>
Height of wardrobe shelves and drawers: <b>20-70 cm</b>	
<b>Bathroom in adapted room</b>	
Door: sliding, curved door with a width of <b>92 cm</b>	Clear turning circle inside (diameter): <b>Ø 150 cm</b>
<b>Toilet: located between two walls</b>	
Seat height: <b>42 cm</b>	Height of flush mechanism: <b>85 cm</b>
Width of approach: frontal approach only <b>60 cm</b>	Fixed grab bar on the right hand side with a height of <b>80 cm</b>
Fixed grab bar on the left hand side with a height of <b>80 cm</b>	Distance between bars: <b>69 cm</b>
<b>Basin: there is furniture beneath the basin that stops a wheelchair users from approaching and being able to use it</b>	
Height and clearance beneath the basin: <b>no space</b>	Tap: <b>difficult to use</b>
Height of the lower edge of the mirror: <b>90 cm</b>	Height of bathroom fittings: <b>50-80 cm</b>
<b>Shower: its small size, inadequate approach area stop wheelchair users from being able to use it</b>	
Width of approach to shower: <b>98 cm</b>	Shower base: <b>level with floor</b>
Shower floor: <b>non-slip</b>	Shower chair or stool: <b>no</b>
Height and location of horizontal grab bar: <b>93 cm</b> , on wall to side of the tap	Height and location of vertical grab bar: <b>60-160 cm</b> , on same wall as tap
Tap: <b>difficult to use</b>	Height of tap: <b>100-130 cm</b> on accessible wall
Adjustable shower-head height: <b>yes</b>	Fixed shower screen
<b>Adapted bathroom in communal areas</b>	
On 1 <sup>st</sup> floor, accessible via lift	No. of adapted bathrooms <b>2</b>
Clear turning circle inside (diameter): <b>Ø 150 cm</b>	Door: folds out, with a width of <b>84 cm</b>

## ACCOMMODATION



<b>Toilet:</b>	
Seat height: <b>40 cm</b>	Height of flush mechanism: <b>85 cm</b>
Width of approach: right hand side <b>95 cm</b> , left hand side none, front <b>155 cm</b>	Folding grab bar on right hand side, height of <b>66 and 77 cm</b>
Fixed grab bar on left hand side, height of <b>77 cm</b>	Distance between bars: <b>76 cm</b>
<b>Basin:</b>	
Height and clearance beneath the basin: <b>66 cm and 35 cm</b>	Tap: <b>mixer tap</b>
Height of the lower edge of the mirror: <b>80 cm</b>	Height of bathroom fittings: <b>100 cm</b>
<b>Panoramic lifts</b>	
<b>Accessible up to the door</b>	Number of lifts: <b>3</b>
Width of door: <b>120 cm</b>	Height of call buttons: <b>100 cm</b>
	Width and depth of cab: <b>128 and 228 cm</b>
Height of control buttons: <b>90-160 cm</b>	Height of handrail: <b>80-90 cm</b>

Other amenities	Location	Access	Main characteristics
Reception	Ground floor	Accessible	Height of reception desk: <b>118 cm</b>
Cafeteria	Ground floor	Accessible	Bar height: <b>114 cm</b>
Restaurant / Buffet breakfast	Ground floor	Accessible	Buffet bar height: <b>87 cm</b>
Meeting rooms (15)	Ground floor	Accessible	
Pool and Gym	First floor	Accessible via lift	No hoist for getting into the pool. No specially adapted changing rooms or toilets
Parking floor	Basement (-1)	Accessible via lift	There are <b>2</b> parking spaces for people with limited mobility ( <b>PRM</b> ), indicated by the disabled parking sign ( <b>ISA</b> )

## ★★★★★ 5 STAR HOTELS


Hilton  
Madrid Airport



## ACCESSIBILITY - VISUALLY IMPAIRED

<b>Signs</b>	
Signs the same size: <b>yes</b> , average height of <b>180 cm</b> and a font size of <b>≥ 1.5 cm</b>	Text and symbols: <b>not in relief and not in Braille</b>
Lettering in a colour which contrasts with the background: <b>yes</b>	
<b>Main stairs</b>	
Edge of stairs marked with a non-slip strip in a contrasting colour: <b>no</b>	Side protection skirting board of <b>≥ 12 cm</b> on both sides: <b>yes</b>
Steps have a riser: <b>yes</b>	All steps are the same height: <b>yes</b>
Steps have nosing: <b>no</b>	
The space under the stairs is blocked off: <b>there is none</b>	Handrail on either side: <b>yes</b>
Continuous handrails on half-landings: <b>no</b>	Handrail extends at top and bottom of stairs: <b>no</b>
Strip of surface of a different texture and contrasting colour at the top and bottom of the stairs: <b>no</b>	
<b>Lifts</b>	
Cab with audio signals: <b>yes</b>	Control buttons in contrasting colour: <b>yes</b>
Keypad with numbers in relief: <b>yes</b>	Keypad with numbers in Braille: <b>no</b>




**HOSPES HOTEL**

-  Plaza de la Independencia, 3  
28001 Madrid
-  **Telephone:** 91 432 29 11  
 **Fax:** 91 432 29 12
-  **Web:** www.hospes.com
-  **Metro without lift:** Retiro
-  **Bus:** 1, 2, 9, 15, 20, 51, 52, 74, 146 and 202

**ACCESS**

- The main entrance is easily accessible and has a level surface.
- There are **2** doors, one after the other. The first is a manually operated double swing door, **1.50 m** wide, which is always open. The second is an automatic, sliding glass door, which is marked with the hotel's logo in a non-contrasting colour.


**ACCESSIBILITY - HEARING IMPAIRED**

<b>Room</b>	
Internet connection: <b>yes</b>	TV which communicates with reception: <b>no</b>
TV with teletext decoder: <b>yes</b>	TV has alarm clock with visual alert: <b>yes</b>
Bedside plug socket: <b>yes</b>	Entrance door with peephole: <b>no</b>
Written information on available services: <b>yes</b>	Light signals to indicate a knock at the door: <b>no</b>
<b>Communal WCs</b>	
Door lock with visual aid to indicate either free or occupied: <b>no</b>	Cubicle doors with a gap underneath to see if there is someone inside: <b>no</b>
<b>Lifts</b>	
Visual signs indicating the floor and direction of movement, both inside and outside the cab: <b>yes</b>	Emergency button with a light to show that the emergency call has been received: <b>no</b>
<b>Emergency system</b>	
Emergency alarm systems with visual alerts: <b>no</b>	

**5 STAR HOTELS**

**ACCESSIBILITY - PHYSICALLY DISABLED**

<b>Adapted room (No. 110)</b>	Number of adapted rooms: <b>1</b>
On <b>1<sup>st</sup></b> floor, accessible via lift	Width of door: <b>77 cm</b>
Clear turning circle inside (diameter): <b>Ø 150 cm</b>	Height of climate control: <b>154-163 cm</b>
Height of bed: <b>83 cm</b>	Space for access to the bed: right hand side <b>115 cm</b> , left hand side <b>120 cm</b>
Wardrobe doors: <b>no doors</b>	Height of coatrack: <b>170 cm</b>
Height of wardrobe shelves and drawers: <b>37-185 cm</b>	
<b>Bathroom in adapted room. Between the bathroom and bedroom, there is a slope, navigated by a mobile wooden ramp with a width of 1.38 m, a depth of 68 cm and an adequate incline of 10.5%</b>	
Door: sliding, with a width of <b>134 cm</b>	Clear turning circle inside (diameter): <b>Ø 150 cm</b>
<b>Toilet: without adequate lateral approach space</b>	
Seat height: <b>40 cm</b>	Height of flush mechanism: <b>80 cm</b>
Width of approach: right hand side <b>40 cm</b> , front $\geq$ <b>120 cm</b>	Fixed grab bar on the right hand side with a height of <b>50-72 cm</b>
Fixed grab bar on the left hand side with a height of <b>72 cm</b>	Distance between bars: <b>78 cm</b>
<b>Basin: there is furniture beneath the basin</b>	
Height and clearance beneath the basin: <b>76 cm and 26 cm</b>	Tap: <b>automatic with sensor</b>
Height of the lower edge of the mirror: <b>140 cm</b>	Height of bathroom fittings: <b>92-158 cm</b>
<b>Shower:</b>	
Width of approach to shower: <b>210 cm</b>	Shower base: <b>level with floor</b>
Shower floor: <b>non-slip</b>	Shower stool: <b>mobile</b>
Height and location of horizontal grab bar: <b>50-73 cm</b> , on wall to side of the tap	Height and location of vertical grab bar: <b>none</b>
Tap: <b>requires a twist of the wrist</b>	Height of tap: <b>96-118 cm on accessible wall</b>
Adjustable shower-head height: <b>no</b> , height <b>118 cm</b>	A folding shower screen that does not impede getting into shower

## ACCOMMODATION



<b>Adapted bathroom in communal areas</b>	No. of adapted bathrooms 1, located in the restaurant
On 1 <sup>st</sup> floor, accessible up steps using a chairlift	Door: <b>sliding, with a width of 74 cm</b>
Clear turning circle inside (diameter): <b>Ø 150 cm</b>	
<b>Toilet:</b>	
Seat height: <b>40 cm</b>	Height of flush mechanism: <b>80 cm</b>
Width of approach: left hand side <b>140 cm</b> , front <b>82 cm</b>	Fixed grab bar on right hand side, height of <b>80 cm</b>
Folding grab bar on left hand side, height of <b>50-73 cm</b>	Distance between bars: <b>73 cm</b>
<b>Basin:</b>	
Height and clearance beneath the basin: <b>71 cm and 16 cm</b>	Tap: <b>difficult to use</b>
Height of the lower edge of the mirror: <b>110 cm</b>	Height of bathroom fittings: <b>116-140 cm</b>
<b>Lifts</b>	
<b>Accessible up to the door</b>	Number of lifts: <b>2</b>
Width of door: <b>80 cm</b>	Height of call buttons: <b>96-105 cm</b>
	Width and depth of cab: <b>99 and 123 cm</b>
Height of control buttons: <b>90-122 cm</b>	Height of handrail: <b>no handrail</b>

Other amenities	Location	Access	Main characteristics
Reception	Ground floor	Accessible	Height of reception desk: <b>117 cm</b>
Cafeteria / restaurant / buffet	Ground floor	Possible via stairs with chairlift	Buffet bar height: <b>75-90 cm</b> Height of table: <b>75 cm</b> Height beneath table <b>70 cm</b> Width beneath table: <b>70 cm</b> Depth beneath table: <b>30 cm</b>
Meeting rooms (2)	Mezzanine	Accessible via lift	Height of table: <b>75 cm</b> Height beneath table <b>70 cm</b> Width beneath table: <b>70 cm</b> Depth beneath table: <b>30 cm</b>
Pool and Gym	Basement (-1)	Accessible via lift	No hoist for getting into the pool. No specially adapted changing rooms or toilets. Narrow doorways of <b>67 cm</b>

## ★★★★★ 5 STAR HOTELS



## ACCESSIBILITY - VISUALLY IMPAIRED

<b>Signs</b>	
Signs the same size: <b>yes</b> , average height of <b>145 cm</b> and a font size of <b>≥ 1.5 cm</b>	
Lettering in a colour which contrasts with the background: <b>yes</b>	Text and symbols: <b>not in relief and not in Braille</b>
<b>Main stairs</b>	
Edge of stairs marked with a non-slip strip in a contrasting colour: <b>no</b>	Side protection skirting board of <b>≥ 12 cm</b> on both sides: <b>yes</b>
Steps have a riser: <b>yes</b>	All steps are the same height: <b>yes</b>
Steps have nosing: <b>yes</b>	
Handrail extends at top and bottom of stairs: <b>no</b>	Handrail on either side: <b>yes</b>
Strip of surface of a different texture and contrasting colour at the top and bottom of the stairs: <b>no</b>	
<b>Lifts</b>	
Cab with audio signals: <b>yes</b>	Control buttons in contrasting colour: <b>yes</b>
Keypad with numbers in relief: <b>yes</b>	Keypad with numbers in Braille: <b>yes</b>


**HUSA PRINCESA HOTEL**

-  Calle de la Princesa, 40  
28008 Madrid
-  **Telephone:** 91 42 21 00  
 **Fax:** 91 542 35 01
-  **Web:** www.husaprincesa.com
-  **Metro with lift:** Argüelles
-  **Bus:** 1, 2, 21, 44, 133, 202 and C

**ACCESS**

- The main entrance has a single step with alternative ramps on either side. The ramps are **1.18 m** wide, **2 m** long, and have a non-recommended incline of **11%**. There is no handrail.
- There is another entrance to the hotel with an access ramp **2 m** long, and with a non-recommended incline of **16%**.
- There is a revolving door at the main entrance with an opening of **> 80 cm**. On either side is a manually operated swing door measuring **> 80 cm** wide.
- The alternative entrance is an automatic sliding door **1 m** wide.
- All doors are glass, and are marked with contrastingly coloured horizontal strips.


**ACCESSIBILITY - HEARING IMPAIRED**

<b>Room</b>	
Internet connection: <b>yes</b>	TV which communicates with reception: <b>no</b>
TV with teletext decoder: <b>yes</b>	TV has alarm clock with visual alert: <b>yes</b>
Bedside plug socket: <b>yes</b>	Entrance door with peephole: <b>yes</b>
Written information on available services: <b>yes</b>	Light signals to indicate a knock at the door: <b>no</b>
<b>Communal WCs</b>	
Door lock with visual aid to indicate either free or occupied: <b>no</b>	Cubicle doors with a gap underneath to see if there is someone inside: <b>no</b>
<b>Lifts</b>	
Visual signs indicating the floor and direction of movement, both inside and outside the cab: <b>yes</b>	Emergency button with a light to show that the emergency call has been received: <b>no</b>
<b>Emergency system</b>	
Emergency alarm systems with visual alerts: <b>no</b>	


**ACCESSIBILITY - PHYSICALLY DISABLED**

<b>Adapted room (No. 302)</b>	Number of adapted rooms: <b>5</b>
On <b>3<sup>rd</sup> floor</b> , accessible via lift	Width of door: <b>83 cm</b>
Clear turning circle inside (diameter): <b>Ø 150 cm</b>	Height of climate control: <b>next to the bed</b>
Height of bed: <b>55 cm</b>	Space for access to the bed: right hand side <b>58 cm</b> , left hand side <b>110 cm</b>
Wardrobe doors: <b>easy to open</b>	Height of coatrack: <b>185 cm</b>
Height of wardrobe shelves and drawers: <b>20-80 cm</b>	
<b>Bathroom in adapted room</b>	
Door: inward opening with a width of <b>78 cm</b>	Clear turning circle inside (diameter): <b>Ø 150 cm</b>
<b>Toilet:</b>	
Seat height: <b>45 cm</b>	Height of flush mechanism: <b>100 cm</b>
Width of approach: left hand side <b>150 cm</b> , front <b>90 cm</b>	Fixed grab bar on the right hand side with a height of <b>73 cm</b>
Folding grab bar on the left hand side with a height of <b>73 cm</b>	Distance between bars: <b>66 cm</b>
<b>Basin:</b>	
Height and clearance beneath the basin: <b>68 cm and 40 cm</b>	Tap: <b>mixer tap</b>
Height of the lower edge of the mirror: <b>90 cm</b>	Height of bathroom fittings: <b>72-100 cm</b>
<b>Bath:</b>	
Height of bath: <b>47 cm</b>	Height and location of horizontal grab bar: <b>70 cm</b> along long wall
Transfer bench: <b>yes</b>	Has a vertical grab bar which is used for adjusting the height of the shower head
Mixer tap at <b>60 cm</b> along short wall	Adjustable shower head along short wall
Has a screen that folds in both directions	
<b>Adapted bathroom in communal areas</b>	
On <b>1<sup>st</sup> floor</b> , accessible via lift	Door: opens inwards with a width of <b>77 cm</b>
Clear turning circle inside (diameter): <b>Ø 150 cm</b>	
<b>Toilet:</b>	
Seat height: <b>40 cm</b>	Height of flush mechanism: <b>100 cm</b>
Width of approach: left hand side <b>135 cm</b> , front <b>120 cm</b>	Fixed grab bar on right hand side, height of <b>70 cm</b>
Folding grab bar on left hand side, height of <b>70 cm</b>	Distance between bars: <b>70 cm</b>

## ACCOMMODATION



<b>Basin:</b>	
Height and clearance beneath the basin: <b>80 cm and 30 cm</b>	Tap: <b>mixer tap</b>
Height of the lower edge of the mirror: <b>90 cm</b>	Height of bathroom fittings: <b>75-86 cm</b>
<b>Lifts</b>	
<b>Accessible up to the door</b>	Height of call buttons: <b>110 cm</b>
Width of door: <b>80 cm</b>	Width and depth of cab: <b>132 and 132 cm</b>
Height of control buttons: <b>92 cm</b>	Height of handrail: <b>no handrail</b>

Other amenities	Location	Access	Main characteristics
Reception	Ground floor	Accessible	Height of reception desk: <b>117 cm</b>
Cafeteria	Ground floor	Accessible from the street with a ramp with a length of <b>2 m</b> and an acceptable incline of <b>7%</b> . From reception there are <b>4 steps</b> and no ramp	Bar height: <b>112 cm</b> Height of table: <b>76 cm</b> Height beneath table: <b>72 cm</b> Width beneath table: <b>80 cm</b> Depth beneath table: <b>70 cm</b>
Restaurant / Buffet breakfast	Ground floor	Same as cafeteria	Buffet bar height: <b>89 cm</b> Height of table: <b>77 cm</b> Height beneath table: <b>74 cm</b> Width beneath table: <b>80 cm</b> Depth beneath table: <b>30 cm</b>
Meeting rooms (15)	First floor	Accessible via lift	Height of table: <b>76 cm</b> Height beneath table: <b>72 cm</b> Width beneath table: <b>135 cm</b>
Parking	Basement floor (-1)	Accessible via lift	There is <b>1</b> parking space for people with limited mobility ( <b>PRM</b> ), indicated by the disabled parking sign ( <b>ISA</b> )

## ★★★★★ 5 STAR HOTELS




## ACCESSIBILITY - VISUALLY IMPAIRED

<b>Signs</b>	
Signs the same size: <b>no</b> , with a font size of $\geq 1.5$ cm	
Lettering in a colour which contrasts with the background: <b>yes/no</b>	Text and symbols: <b>not in relief and not in Braille</b>
<b>Main stairs</b>	
Edge of stairs marked with a non-slip strip in a contrasting colour: <b>no</b>	Side protection skirting board of $\geq 12$ cm on both sides: <b>yes</b>
Steps have a riser: <b>yes</b>	All steps are the same height: <b>yes</b>
Steps have nosing: <b>yes</b>	
The space under the stairs is blocked off: <b>yes</b>	Handrail on either side: <b>no</b>
Continuous handrails on half-landings: <b>yes</b>	Handrail extends at top and bottom of stairs: <b>no</b>
Strip of surface of a different texture and contrasting colour at the top and bottom of the stairs: <b>no</b>	
<b>Lifts</b>	
Cab with audio signals: <b>no</b>	Control buttons in contrasting colour: <b>yes</b>
Keypad with numbers in relief: <b>yes</b>	Keypad with numbers in Braille: <b>yes</b>



## ACCOMMODATION



### INTERCONTINENTAL HOTEL

- Paseo de Castellana, 49  
28046 Madrid
- Telephone:** 91 700 73 00  
**Fax:** 91 319 58 53
- Web:** www.madrid.intercontinental.com
- Metro with lift:** Gregorio Marañón
- Bus:** 7, 12, 14, 16, 27, 40, 45, 147 and 150

#### ACCESS

- The main entrance of the hotel has **2** individual steps, but there is a recess at ground level which allows easy access. There is a step of **6 cm** in front of the main door.
- There is a revolving, manually operated main door. There is an alternative **90 cm** wide swing door.
- Both doors are glass, and are not marked with horizontal strips or logos in a contrasting colour.



#### ACCESSIBILITY - HEARING IMPAIRED

<b>Room</b>	
Internet connection: <b>yes</b>	TV which communicates with reception: <b>yes</b>
TV with teletext decoder: <b>yes</b>	TV has alarm clock with visual alert: <b>yes</b>
Bedside plug socket: <b>yes</b>	Entrance door with peephole: <b>yes</b>
Written information on available services: <b>yes</b>	Light signals to indicate a knock at the door: <b>yes</b>
<b>Communal WCs</b>	
Door lock with visual aid to indicate either free or occupied: <b>yes</b>	Cubicle doors with a gap underneath to see if there is someone inside: <b>yes</b>
<b>Lifts</b>	
Visual signs indicating the floor and direction of movement, both inside and outside the cab: <b>yes</b>	Emergency button with a light to show that the emergency call has been received: <b>no</b>
<b>Emergency system</b>	
Emergency alarm systems with visual alerts: <b>no</b>	



## 5 STAR HOTELS

Intercontinental



#### ACCESSIBILITY - PHYSICALLY DISABLED

<b>Adapted room (No. 323)</b> On <b>3<sup>rd</sup></b> floor, accessible via lift	Number of adapted rooms: <b>3</b>
Clear turning circle inside (diameter): <b>Ø 150 cm</b>	Width of door: <b>85.5 cm</b>
Height of bed: <b>57 cm</b>	Height of climate control: <b>47-152 cm</b>
Wardrobe doors: <b>difficult to open</b>	Space for access to the bed: right hand side <b>107 cm</b> , left hand side <b>107 cm</b>
Height of wardrobe shelves and drawers: <b>20-174 cm</b>	Height of coatrack: <b>174 cm</b>
<b>Bathroom in adapted room</b>	
Door: width of <b>88 cm</b>	Clear turning circle inside (diameter): <b>Ø 150 cm</b>
<b>Toilet: without adequate lateral approach space</b>	
Seat height: <b>42 cm</b>	Height of flush mechanism: <b>78 cm</b>
Width of approach: on one side <b>85 cm</b>	Folding grab bar on the approach side with a height of <b>69-85 cm</b>
Fixed grab bar on the opposite side with a height of <b>85 cm</b>	Distance between bars: <b>66 cm</b>
<b>Basin:</b>	
Height and clearance beneath the basin: <b>74 cm and 34 cm</b>	Tap: <b>mixer tap</b>
Height of the lower edge of the mirror: <b>106 cm</b>	Height of bathroom fittings: <b>125-144 cm</b>
<b>Shower:</b>	
Shower floor: <b>non-slip</b>	Shower base: <b>level with floor</b>
Tap: <b>mixer tap on accessible wall</b>	Shower chair or stool: <b>fixed and folding</b>
Height and location of horizontal grab bar: <b>92 cm</b> , on wall to side of the tap	Height and location of vertical grab bar: <b>none</b>
<b>Adapted bathroom in communal areas</b>	
<b>Accessible via lift</b>	Door: sliding, with a width of <b>95.5 cm</b>
Clear turning circle inside (diameter): <b>Ø 150 cm</b>	
<b>Toilet:</b>	
Seat height: <b>42 cm</b>	Height of flush mechanism: <b>automatic flush mechanism</b>
Width of approach: one one side <b>100 cm</b>	Folding grab bar on approach side, height of <b>68-83 cm</b>
No grab bar on opposite side	
<b>Basin:</b>	
Height and clearance beneath the basin: <b>90 cm and 20 cm</b>	Tap: <b>automatically activated</b>

## ACCOMMODATION



Height of the lower edge of the mirror: <b>105 cm</b>	Height of bathroom fittings: <b>90 cm</b>
<b>Lifts</b>	
<b>Accessible up to the door</b>	Height of call buttons: <b>137-141 cm</b>
Width of door: <b>80 cm</b>	Width and depth of cab: <b>108 and 124 cm</b>
Height of control buttons: <b>120-143 cm</b>	Height of handrail: <b>95 cm</b>

Other amenities	Location	Access	Main characteristics
Reception	Ground floor	Accessible	Height of reception desk: <b>125 cm</b>
Cafeteria		Accessible via lift	Bar height: <b>110 cm</b> Height of table: <b>70 cm</b> Height beneath table: <b>63.5 cm</b> Width beneath table: <b>80 cm</b> Depth beneath table: <b>33.5 cm</b> Table with central leg
Restaurant		Accessible via lift	Height of table: <b>73.5 cm</b> Height beneath table: <b>67 cm</b> Width beneath table: <b>68 cm</b>
Meeting rooms (12)		Accessible via lift	
Parking			Valet parking

## ★★★★★ 5 STAR HOTELS

Intercontinental



## ACCESSIBILITY - VISUALLY IMPAIRED

<b>Signs</b>	Signs the same size: <b>yes</b> , average height of <b>200 cm</b> and a font size <b>4 cm</b>
Lettering in a colour which contrasts with the background: <b>yes</b>	Text and symbols: <b>not in relief and not in Braille</b>
<b>Main stairs</b>	
Edge of stairs marked with a non-slip strip in a contrasting colour: <b>no</b>	Side protection skirting board of <b>≥ 12 cm</b> on both sides: <b>on just one side</b>
Steps have a riser: <b>yes</b>	All steps are the same height: <b>yes</b>
Steps have nosing: <b>no</b>	
The space under the stairs is blocked off: <b>there is none</b>	Handrail on either side: <b>on just one side</b>
Continuous handrails on half-landings: <b>no</b>	Handrail extends at top and bottom of stairs: <b>no</b>
Strip of surface of a different texture and contrasting colour at the top and bottom of the stairs: <b>no</b>	
<b>Lifts</b>	
Cab with audio signals: <b>yes</b>	Control buttons in contrasting colour: <b>no</b>
Keypad with numbers in relief: <b>yes</b>	Keypad with numbers in Braille: <b>yes</b>



## ACCOMMODATION



### MELIÁ CASTILLA HOTEL

Calle del Capitán Haya, 43  
28020 Madrid

**Telephone:** 91 567 50 00  
**Fax:** 91 567 50 51

**Web:** www.hotelmeliacastilla.com

**Metro without lift:** Cuzco

**Bus:** 5, 27, 147 and 149

### ACCESS

- There are **5** steps and an alternative ramp at the main entrance. The ramp is **1.72 m** long and **80 cm** wide, with a non-recommended incline of **17%**. There is a handrail on one side of the ramp, fixed at **95 cm** high, and which does not extend past the ends.
- Its ends are not marked by a floor surface of distinctive texture and contrasting colour.
- There are **2** manually operated glass doors **80 cm** wide.
- They are marked with circles in a contrasting colour.



### ACCESSIBILITY - HEARING IMPAIRED

Room	
Internet connection: <b>yes, paying</b>	TV which communicates with reception: <b>no</b>
TV with teletext decoder: <b>yes</b>	TV has alarm clock with visual alert: <b>yes</b>
Bedside plug socket: <b>yes</b>	Entrance door with peephole: <b>yes</b>
Written information on available services: <b>yes</b>	Light signals to indicate a knock at the door: <b>no</b>
Communal WCs	
Door lock with visual aid to indicate either free or occupied: <b>no</b>	Cubicle doors with a gap underneath to see if there is someone inside: <b>no</b>
Lifts	
Visual signs indicating the floor and direction of movement, both inside and outside the cab: <b>yes</b>	Emergency button with a light to show that the emergency call has been received: <b>no</b>
Emergency system	
Emergency alarm systems with visual alerts: <b>no</b>	



## ★★★★★ 5 STAR HOTELS

Meliá  
Castilla



### ACCESSIBILITY - PHYSICALLY DISABLED

<b>Adapted room (No. 205)</b> On <b>2<sup>nd</sup> floor</b> , accessible via ramp that leads to lift	Number of adapted rooms: <b>6</b> Width of door: <b>76 cm</b>
Clear turning circle inside (diameter): <b>Ø 150 cm</b>	Height of climate control: <b>158 cm</b>
Height of bed: <b>50 cm</b>	Space for access to the bed: right hand side <b>75 cm</b> , left hand side <b>70 cm</b>
Wardrobe doors: <b>sliding, difficult to open</b>	Height of coatrack: <b>167 cm</b>
Height of wardrobe shelves and drawers: <b>50-80 cm</b>	
Bathroom in adapted room	
Door: <b>sliding with a width of 83 cm</b>	Clear turning circle inside (diameter): <b>Ø 150 cm</b>
<b>Toilet: without adequate lateral approach space as it is located between two walls</b>	
Seat height: <b>47 cm</b>	Height of flush mechanism: <b>90 cm</b>
Width of approach: frontal <b>100 cm</b>	Folding grab bar on the right hand side with a height of <b>80-115 cm</b>
Folding grab bar on the left hand side with a height of <b>80-115 cm</b>	Distance between bars: <b>83 cm</b>
Basin:	
Height and clearance beneath the basin: <b>78 cm and 60 cm</b>	Tap: <b>mixer tap</b>
Height of the lower edge of the mirror: <b>95 cm</b>	Height of bathroom fittings: <b>90-110 cm</b>
Shower:	
Width of approach to shower: <b>125 cm</b>	Shower base: <b>level with the floor</b>
Shower floor: <b>non-slip</b>	Shower chair or stool: <b>fixed and folding</b>
Height and location of horizontal grab bar: <b>90 cm</b> , on wall to side of the tap next to the chair	Height and location of vertical grab bar: <b>90-125 cm</b> , on wall to side of the tap next to the chair
Tap: <b>mixer tap</b>	Height of tap: <b>90 cm</b>
Adjustable shower-head height: <b>yes, 150-200 cm</b>	
<b>Adapted bathroom in communal areas, taking as an example the one in the reception rooms, ground floor</b>	No. of adapted bathrooms <b>2</b>
One on ground floor, one on floor -1, accessible via ramp described under lift section	Door: folding inwards with a width of <b>82 cm</b>
Clear turning circle inside (diameter): <b>Ø 150 cm</b>	
Toilet:	
Seat height: <b>47 cm</b>	Height of flush mechanism: <b>90 cm</b>



## ACCOMMODATION



Width of approach: left hand side <b>70 cm</b> , right hand side <b>60 cm</b> , front <b>150 cm</b>	Folding grab bar on the right hand side, height of <b>60-80 cm</b>
Folding grab bar on the left hand side, height of <b>60-80 cm</b>	Distance between bars: <b>68 cm</b>
<b>Basin:</b>	
Height and clearance beneath the basin: <b>80 cm and 50 cm</b>	Tap: <b>automatically activated</b>
Height of the lower edge of the mirror: <b>117 cm</b>	Height of bathroom fittings: <b>90-100 cm</b>
<b>Lifts</b>	
Accessible up to the door via <b>2</b> lengths of ramp, the <b>1<sup>st</sup> 150 cm</b> long, <b>88 cm</b> wide and a non-recommended incline of <b>28.6%</b> . The <b>2<sup>nd</sup>, 90 cm</b> long, <b>88 cm</b> wide and a non-recommended incline of <b>28.6%</b> and there is no handrail	Height of call buttons: <b>90-120 cm</b>
Width of door: <b>80 cm</b> (Access to rooms)	Width and depth of cab: <b>112 and 164 cm</b>
Width of door: <b>80 cm</b> (Access to parking)	Width and depth of cab: <b>131 and 141 cm</b>
Width of door: <b>89 cm</b> (Access to meeting rooms)	Width and depth of cab: <b>156 and 140 cm</b>
Height of control buttons: <b>90-120 cm</b>	Height of handrail: <b>95 cm</b>

Other amenities	Location	Access	Main characteristics
Reception	Ground floor	Accessible	Height of reception desk: <b>107 cm</b>
Cafeteria	Ground floor	Accessible via a ramp (see section on Lift)	Bar height: <b>110 cm</b> Height of table: <b>72 cm</b> Height beneath table: <b>69 cm</b> Width beneath table: <b>86 cm</b> Depth beneath table: <b>80 cm</b>
Restaurant La Brasserie	Ground floor	Accessible via a ramp (see section on Lift)	Height of table: <b>71 cm</b> Height beneath table: <b>68 cm</b> Width beneath table: <b>76 cm</b> Depth beneath table: <b>40 cm</b>
Restaurant Albufera	Ground floor	Not accessible, stairs and no ramp	Height of table: <b>72 cm</b> Height beneath table: <b>64 cm</b> Width beneath table: <b>110 cm</b> Depth beneath table: <b>80 cm</b> Round tables available
Meeting rooms (28)	On multiple floors (ground floor)	Accessible via a ramp (see section	



## 5 STAR HOTELS

Meliá Castilla

	and basement floor (-1)	on Lift)	
Outdoor pool and Gym	Basement floor (-1)	Accessible via lift and via ramp which is <b>10 m</b> long, <b>1.14 m</b> wide and a non-recommended incline of <b>17.6%</b>	No hoist for getting into the pool. No specially adapted changing rooms or toilets
Parking	Basement floor (-1 and -2)	Accessible via ramp and lift	There are no parking spaces for people with limited mobility ( <b>PRM</b> ), indicated by the disabled parking sign ( <b>ISA</b> )



## ACCESSIBILITY - VISUALLY IMPAIRED

### Signs

Signs the same size: **yes**, average height of **190-200 cm** and a font size of **8 and 10 cm**

Lettering in a colour which contrasts with the background: **yes**; and not in Braille

### Main stairs

Edge of stairs marked with a non-slip strip in a contrasting colour: **no**

Side protection skirting board of  $\geq 12$  cm on both sides: **yes** (with the exception of the Albufera restaurante)

Steps have a riser: **yes** (with the exception of the Albufera restaurante)

Steps have nosing: **no**

The space under the stairs is blocked off: **yes**

There is a handrail in the centre of the stairway at a height of **105 cm**, and along the edges a rope fixed firmly to the wall at a height ranging from **45 to 90 cm**

Continuous handrails on half-landings: **yes**

Handrail extends at top and bottom of stairs: **no**

Strip of surface of a different texture and contrasting colour at the top and bottom of the stairs: **no**

### Lifts

Cab with audio signals: **yes**

Control buttons in contrasting colour: **yes**

Keypad with numbers in relief: **yes**

Keypad with numbers in Braille: **yes**







## ACCOMMODATION



### MELIÁ MADRID PRINCESA HOTEL

Calle de la Princesa, 27  
28008 Madrid

**Telephone:** 91 541 82 00  
**Fax:** 91 541 19 88

**Web:** www.solmelia.com

**Metro with lift:**  
Ventura Rodríguez

**Bus:** 2, 44, 133 and 202

#### ACCESS

- The main entrance is easily accessible and has a level surface.
- The main door revolves, is made of glass and has an opening of > 80 cm.
- It is not marked by horizontal strips or a logo in a contrasting colour.



#### ACCESSIBILITY - HEARING IMPAIRED

Room	
Internet connection: <b>yes</b>	TV which communicates with reception: <b>no</b>
TV with teletext decoder: <b>yes</b>	TV has alarm clock with visual alert: <b>yes</b>
Bedside plug socket: <b>yes</b>	Entrance door with peephole: <b>no</b>
Written information on available services: <b>yes</b>	Light signals to indicate a knock at the door: <b>no</b>
Communal WCs	
Door lock with visual aid to indicate either free or occupied: <b>no</b>	Cubicle doors with a gap underneath to see if there is someone inside: <b>no</b>
Lifts	
Visual signs indicating the floor and direction of movement, both inside and outside the cab: <b>yes</b>	Emergency button with a light to show that the emergency call has been received: <b>yes</b>
Emergency system	
Emergency alarm systems with visual alerts: <b>no</b>	



#### ACCESIBILIDAD FÍSICA

<b>Adapted room (No. 223)</b> On 2 <sup>nd</sup> floor, accessible via lift	Number of adapted rooms: <b>5</b> Width of door: <b>88 cm</b>
--	--



## 5 STAR HOTELS

Meliá  
Madrid Princesa



#### ACCESSIBILITY - PHYSICALLY DISABLED

Clear turning circle inside (diameter): <b>Ø 150 cm</b>	Height of climate control: <b>85 cm</b>
Height of bed: <b>65 cm</b>	Space for access to the bed: right hand side <b>180 cm</b> , left hand side <b>99 cm</b>
Wardrobe doors: <b>sliding, easy to open</b>	Height of coatrack: <b>160 cm</b>
Height of wardrobe shelves and drawers: <b>30-155 cm</b>	
Bathroom in adapted room	
Door: sliding with a width of <b>76 cm</b>	Clear turning circle inside (diameter): <b>Ø 150 cm</b>
Toilet:	
Seat height: <b>44 cm</b>	Height of flush mechanism: <b>100 cm</b>
Width of approach: front <b>150 cm</b> , on right hand side <b>84 cm</b> , on left hand side <b>120 cm</b>	Folding grab bar on both sides with a height of <b>75 cm</b>
Distance between bars: <b>70 cm</b>	
Basin:	
Height and clearance beneath the basin: <b>85 cm and 60 cm</b>	Tap: <b>mixer tap</b>
Height of the lower edge of the mirror: <b>114 cm</b>	Height of bathroom fittings: <b>80-120 cm</b>
Shower:	
Width of approach area > <b>150 cm</b>	Shower base: level with floor, a difference of <b>4 cm</b>
Shower floor: <b>non-slip</b>	Shower chair or stool: <b>adjustable height chair attached to the wall</b>
Height and location of horizontal grab bar: <b>83 cm, next to the chair</b>	Tap: <b>mixer tap</b>
Adjustable shower-head height: <b>yes</b>	Height of tap: <b>110 cm on accessible wall</b>
A folding shower screen that does not impede getting into shower	
Lifts	
<b>Accessible up to the door</b>	Number of lifts: <b>3</b>
Width of door: <b>77 cm</b>	Height of call buttons: <b>90-120 cm</b>
Width and depth of cab: <b>123 and 140 cm</b>	
Height of control buttons: <b>150 cm</b>	

Other amenities	Location	Access	Main characteristics
Reception	Ground floor	Accessible	Height of reception desk: <b>125 cm</b>



## ACCOMMODATION



Communal WCs		Not accessible	None have been specially adapted for wheelchair users
Cafeteria	Ground floor	Not accessible, stairs and no alternative ramp	Bar height: <b>115 cm</b> Height of table: <b>50 cm</b> Height beneath table: <b>37 cm</b> Width beneath table: <b>90 cm</b> Depth beneath table: <b>37 cm</b>
Restaurant	Ground floor	Not accessible, stairs and no alternative ramp	Height of table: <b>72 cm</b> Height beneath table: <b>65 cm</b> Width beneath table: <b>120 cm</b> Depth beneath table: <b>38 cm</b>
Meeting rooms (3)	First floor	Accessible	Height of table: <b>73 cm</b> Height beneath table: <b>67 cm</b> Width beneath table: <b>200 cm</b> Depth beneath table: <b>41 cm</b>
Pool and Gym	First floor	Accessible via service lift	No hoist for getting into the pool. No specially adapted changing rooms or toilets
Parking	Basement floor (-1)	Accessible via lift	Valet parking



## ACCESSIBILITY - VISUALLY IMPAIRED

### Signs

Signs the same size: **yes**, average height of **195 cm** and a font size of **≥ 5 cm**

Lettering in a colour which contrasts with the background: **yes**; Text and symbols: **not in relief** and **not in Braille**

### Main stairs

Edge of stairs marked with a non-slip strip in a contrasting colour: **no**; Side protection skirting board of **≥ 12 cm** on both sides: **no**

Steps have a riser: **yes**; All steps are the same height: **yes**  
Steps have nosing: **no**

The space under the stairs is blocked off: **there is none**; Handrail on either side: **yes**

Continuous handrails on half-landings: **no**; Handrail extends at top and bottom of stairs: **no**

Strip of surface of a different texture and contrasting colour at the top and bottom of the stairs: **no**


### Lifts

Cab with audio signals: **no**; Control buttons in contrasting colour: **yes**

Keypad with numbers in relief: **yes**; Keypad with numbers in Braille: **no**



## ★★★★★ 5 STAR HOTELS



### MIGUEL ÁNGEL HOTEL

✉ Calle de Miguel Ángel, 29-31  
28010 Madrid

☎ Telephone: 91 442 81 99  
Fax: 91 442 53 20

🌐 Web: [www.miguelangelhotel.com](http://www.miguelangelhotel.com)

🚇 Metro with lift: Gregorio Marañón

🚌 Bus: 5, 7, 12, 14, 16, 27, 40, 45, 61, 147 and 150

### ACCESS

- The main entrance has **3** separate steps of **16 cm** and an alternative ramp. The ramp is **1.20 m** wide, **1.33 m** long and has a non-recommended incline of **36.4%**. There is no handrail.
- Its ends are not marked by a floor surface of distinctive texture and contrasting colour.
- There is a **1 m** wide, automatic, revolving, glass door.
- It is not marked by horizontal strips or a logo in a contrasting colour.
- There are **2** alternative doors, one on either side of the revolving door, which are both **1.10 m** wide.



## ACCESSIBILITY - HEARING IMPAIRED

### Room

Internet connection: **yes**; TV which communicates with reception: **yes**

TV with teletext decoder: **yes**; TV has alarm clock with visual alert: **no**

Bedside plug socket: **yes**; Entrance door with peephole: **no**

Written information on available services: **yes**; Light signals to indicate a knock at the door: **no**

### Communal WCs

Door lock with visual aid to indicate either free or occupied: **no**; Cubicle doors with a gap underneath to see if there is someone inside: **no**

### Lifts

Visual signs indicating the floor and direction of movement, both inside and outside the cab: **yes**; Emergency button with a light to show that the emergency call has been received: **no**

### Emergency system

Emergency alarm systems with visual alerts: **no**



## ACCOMMODATION



### ACCESSIBILITY – PHYSICALLY DISABLED

<b>Adapted room (No. 103)</b>	Number of adapted rooms: <b>2</b>
On <b>3<sup>rd</sup> floor</b> , accessible via lift	Width of door: <b>87 cm</b>
Clear turning circle inside (diameter): <b>Ø 150 cm</b>	Height of climate control: <b>150 and 159 cm</b>
Height of bed: <b>50 cm</b>	Space for access to the bed: right hand side <b>≥ 90 cm</b> , left hand side <b>≥ 90 cm</b>
Height of wardrobe shelves and drawers: <b>94-170 cm</b>	Height of coatrack: <b>166 cm</b>
<b>Bathroom in adapted room</b>	
Door: with a width of <b>87 cm</b>	Clear turning circle inside (diameter): <b>Ø 150 cm</b>
<b>Toilet:</b>	
Seat height: <b>40 cm</b>	Height of flush mechanism: <b>100 cm</b>
Width of approach: <b>left hand side 100 cm</b>	Fixed grab bar on the right hand side with a height of <b>87 and 100 cm</b>
<b>Basin:</b>	
Height and clearance beneath the basin: <b>no free space</b>	Tap: <b>mixer tap</b>
Height of the lower edge of the mirror: <b>100 cm</b>	Height of bathroom fittings: <b>80-146 cm</b>
<b>Bath:</b>	
Height of bath: <b>46 cm</b>	Height and location of horizontal grab bar: <b>there is none</b>
Transfer bench: <b>yes</b>	Height and location of vertical grab bar: <b>there is none</b>
Mixer tap at <b>67 cm</b> on non-accessible wall	Adjustable shower head at height of <b>185 cm</b>
<b>Adapted bathroom in communal areas</b>	
On <b>mezzanine floor</b> , accessible via chairlift	Door: <b>folds inwards with a width of 89 cm</b>
Clear turning circle inside (diameter): <b>Ø 150 cm</b>	
<b>Toilet:</b>	
Seat height: <b>49 cm</b>	Height of flush mechanism: <b>100 cm</b>
Width of approach: right hand side <b>83 cm</b>	Fixed grab bar on right hand side, height of <b>70 and 86 cm</b>
Folding grab bar on left hand side, height of <b>20 and 175 cm</b>	Distance between bars: <b>83 cm</b>
<b>Basin:</b>	
Height and clearance beneath the basin: <b>72 cm and 54 cm</b>	Tap: <b>mixer tap</b>
Mirror angled downwards	



## 5 STAR HOTELS

Miguel Ángel



<b>Lift – from reception to upper floors</b>	
<b>Accessible up to the door</b>	Height of call buttons: <b>130 and 142 cm</b>
Width of door: <b>80 cm</b>	Width and depth of cab: <b>150 and 127 cm</b>
Height of control buttons: <b>94 and 150 cm</b>	Height of handrail: <b>no handrail</b>
<b>Lift – connects to parking area</b>	
<b>Accessible up to the door</b>	Height of call buttons: <b>110 cm</b>
Width of door: <b>70 cm</b>	Width and depth of cab: <b>85 and 100 cm</b>
Height of control buttons: <b>96 cm</b>	Height of handrail: <b>no handrail</b>

Other amenities	Location	Access	Main characteristics
Reception	Ground floor	Accessible	Height of reception desk: <b>103 cm</b>
Cafeteria / Piano Bar	Mezzanine	Accessible via stairlift	Bar height: <b>110 cm</b> Height of table: <b>74 cm</b> Height beneath table <b>73 cm</b> Width beneath table: <b>87 cm</b> Depth beneath table: <b>50 cm</b>
Restaurant	Mezzanine	Accessible via stairlift	Height of table: <b>75 cm</b> Height beneath table <b>72 cm</b> Width beneath table: <b>138 cm</b> Depth beneath table: <b>54 cm</b>
Buffet breakfast	Basement floor (-1)	Accessible via stairlift	Buffet bar height: <b>85 and 133 cm</b> Height of table: <b>77 cm</b> Height beneath table <b>74 cm</b> Width beneath table: <b>100 cm</b> Depth beneath table: <b>50 cm</b>
Meeting rooms (10)	Mezzanine and basement floor (-1)	Accessible	Height of table: <b>77 cm</b> Height beneath table <b>74 cm</b> Width beneath table: <b>83 cm</b> Depth beneath table: <b>50 cm</b>
Pool and Gym	Basement floor (-1)	Accessible via lift	No hoist for getting into the pool. No specially adapted changing rooms or toilets
Parking	Basement floor (-3)	Accessible via lift	There are no parking spaces for people with limited mobility ( <b>PRM</b> )



### ACCESSIBILITY – VISUALLY IMPAIRED

#### Signs

Signs the same size: **yes**, average height of **145-180 cm** and a font size of **≥ 1.5 cm**

Lettering in a colour which contrasts with the background: **yes**; Text and symbols: **not in relief**  
and **not in Braille**

#### Main stairs

Edge of stairs marked with a non-slip strip in a contrasting colour: **no**; Side protection skirting board of **≥ 12 cm** on both sides: **yes**

Steps have a riser: **yes**; All steps are the same height: **yes**  
Steps have nosing: **no**

The space under the stairs is blocked off: **there is none**; Handrail on either side: **yes**

Continuous handrails on half-landings: **yes**; Handrail extends at top and bottom of stairs: **just at the bottom**

Strip of surface of a different texture and contrasting colour at the top and bottom of the stairs: **no**

#### Lifts

##### Lift type 1

Cab with audio signals: **yes**; Keypad with numbers in Braille: **no**

Keypad with numbers in relief: **no**


##### Lift type 2


Cab with audio signals: **yes**; Keypad with numbers in Braille: **no**

Keypad with numbers in relief: **yes**




#### NH PALACIO DE TEPA

 Calle San Sebastián, 2  
28012 Madrid

 Telephone: 91 389 64 90  
Fax: 91 389 64 91

 Web: [www.nh-hotels.com](http://www.nh-hotels.com)

 Metro with lift: Sol

 Bus: 6, 26, 32 and 50

#### ACCESS

- Entry via Plaza del Ángel, 9. There is ramp access to the establishment from the adjoining pedestrian square. It has a clearance width of **2 m**.
- Entry is through double wooden doors. These open inwards and are always open. They are over **2 m** wide.
- There are then two **15 cm** high steps, with an alternative ramp next to the stairs.
- The ramp is accessible, measuring **3.82 m** in length, with a **6.9 %** incline. It is **1.17 m** wide with a double handrail on either side at a height of **70 cm** and **97 cm** extending past both ends. Neither ends of the ramp have a distinctively textured and contrastingly coloured strip to warn of the change in gradient.
- There is a second inward opening double glass door, each door with a width of **80 cm**. They are marked with double horizontal stripes and the hotel logo but not in contrasting colours.
- There is an accessible route that takes guests straight to the reception and help desk.



### ACCESSIBILITY – HEARING IMPAIRED

#### Room

Internet connection: **yes**; TV which communicates with reception: **yes**

TV with teletext decoder: **no**; TV has alarm clock with visual alert: **yes**

Bedside plug socket: **yes**; Entrance door with peephole: **no**

Light signals to indicate a knock at the door: **no**; Emergency alarms with visual alerts: **yes, but only in the corridors**



## ACCOMMODATION

<b>Communal WCs</b>	Door lock with visual aid to indicate either free or occupied: <b>no</b>	Cubicle doors with a gap underneath to see if there is someone inside: <b>no</b>
<b>Lifts</b>	Visual signs indicating the floor and direction of movement, both inside and outside the cab: <b>yes</b>	Emergency button with a light to show that the emergency call has been received: <b>yes</b>
<b>Emergency system</b>	Emergency alarm systems with visual alerts: <b>yes, but only in the corridors</b>	



## ACCESSIBILITY - PHYSICALLY DISABLED

<b>Adapted room (No. 402)</b>	Number of adapted rooms: <b>2</b>
On the <b>4th floor</b> , accessible via the lift	Width of door: <b>84 cm</b>
Clear turning circle inside (diameter): <b>Ø 150 cm</b>	Height of climate control: <b>143 cm</b>
Height of bed: <b>60 cm</b>	Space for access to the bed: right hand side <b>135 cm</b> left hand side <b>116 cm</b>
Wardrobe doors: easy to open sliding doors with handle	Height of hanger rail: <b>170 cm</b>
Min. and max. height of wardrobe shelves and drawers: <b>30 cm and 60 cm</b>	
<b>Bathroom in adapted room</b>	
Door: Opens inwards with a width of <b>84 cm</b>	Clear turning circle inside (diameter): <b>Ø 150 cm</b>
<b>Toilet:</b>	
Seat height: <b>40 cm</b>	Height of flush mechanism: <b>77 cm</b>
Approach area: on left hand side <b>180 cm</b> and front <b>50 cm</b>	Grab bar on the right hand side: <b>no</b>
Folding grab bar on the left hand side at a height of <b>70-92 cm</b>	
<b>Basin:</b>	
Height and clearance beneath the basin: <b>71 cm and 53 cm</b>	Tap: mixer tap easy to use
Height of the lower edge of the mirror: <b>100 cm</b>	Min. and max. height of bathroom fittings: <b>40 cm and 75 cm</b>
<b>Shower:</b>	
Width and depth of approach area: <b>83 cm and ≥ 120 cm</b>	Shower base: <b>level with the floor</b>
Shower floor: <b>non-slip</b>	Shower chair or seat: <b>no</b>
Height and location of horizontal grab bar: <b>none</b>	Height and location of vertical grab bar: <b>none</b>
Tap: <b>mixer tap</b>	Height of the tap: <b>110 cm</b>
Adjustable height shower head at height of <b>110 cm</b>	Shower screen: outward opening, made of glass



## 5 STAR HOTELS

## Palacio de Tepa

<b>Adapted bathroom in communal areas</b>	
Located next to the reception	: Accessible, on ground floor
Bathroom door: inward opening with a width of <b>84 cm</b>	: Cubicle door: outward opening with a width of <b>84 cm</b>
Clear turning circle inside (diameter): <b>Ø 150 cm</b>	
<b>Toilet:</b>	
Seat height: <b>40 cm</b>	: Height of flush mechanism: <b>78 cm</b>
Approach area: left hand side <b>100 cm</b> and frontal <b>140 cm</b>	: Fixed I-shaped horizontal grab bar on the right hand side at a height of <b>70 cm</b>
Folding grab bar on the left hand side at a height of <b>54 – 75 cm</b>	: Distance between bars: <b>69 cm</b>
<b>Basin:</b>	
Height and clearance beneath the basin: <b>70 cm and 50 cm</b>	: Tap: <b>automatic</b>
Height of the lower edge of the mirror: <b>100 cm</b>	: Min. and max. height of bathroom fittings: <b>85 cm and 140 cm</b>
<b>Lifts</b>	
Total number of lifts: <b>2</b> with the same specifications	
Floors served: <b>all floors</b>	: Accessible up to the door
Height of call buttons: <b>97 – 103 cm</b>	: Width of door: <b>80 cm</b>
Width and depth of cab: <b>104 and 140 cm</b>	: Min. and max. height of the call buttons: <b>100 cm and 130 cm</b>
Height of handrail: <b>89 cm</b>	: Mirror opposite the door: <b>yes</b>

Other amenities	Location	Access	Main characteristics
Reception	Ground floor	Accessible	Height of reception desk: <b>80 – 110 cm (double)</b>
Cafeteria	Ground floor	Only accessible from within the hotel. Two steps for outside access	Height of bar: <b>114 cm</b> Height of table: <b>74 cm</b> Height beneath table <b>68 cm</b> Width beneath table: <b>80 cm</b> Depth beneath table: <b>36 cm</b>
Restaurant / Breakfast buffet	Ground floor	Accessible	Height of buffet bar: <b>90 cm</b> Height of table: <b>74 cm</b> Height beneath table <b>68 cm</b> Width beneath table: <b>80 cm</b> Depth beneath table: <b>36 cm</b>
Meeting rooms (3)	2nd floor	Accessible via lift	Furniture changes depending on the event
Gym	1st floor	Accessible via lift	No specially adapted changing rooms or toilets
Parking	Outside the hotel		Valet parking, guests do not access the parking





### ACCESSIBILITY - VISUALLY IMPAIRED

<b>Bedrooms</b>	
Colour of door contrasts with adjacent walls: <b>yes</b>	Information about hotel services available in Braille: <b>no</b> and in large print: <b>no</b>
Room lighting with dimmer switch: <b>no</b>	TV remote control with large numbers: <b>yes</b> and in contrasting colours: <b>yes</b>
Room free of projecting elements: <b>yes</b>	Audible signals to indicate emergency alarm: <b>yes</b>
<b>Signs</b>	
Signs the same size: <b>yes</b> , average height of <b>170 cm</b> and a font size of <b>5 cm</b>	
Lettering in a colour which contrasts with the background: <b>yes</b>	Text and symbols: not in relief and not in Braille
<b>Main stairs</b>	
Edge of stairs marked with a non-slip strip in a contrasting colour: <b>yes</b>	Side protection skirting board of $\geq 12$ cm on both sides: <b>yes</b>
Steps have a riser: <b>yes</b>	
Steps have nosing: <b>no</b>	All steps are the same height: <b>yes</b>
The space under the stairs is blocked off: <b>yes</b>	Handrail on either side: <b>yes</b>
Continuous handrails on half-landings: <b>yes</b>	Handrail extends past the top and bottom of stairs: <b>no</b>
Distinctively textured and contrastingly coloured strip at the top and bottom of the stairs: <b>no</b>	
<b>Lifts</b>	
Cab with audio signals: <b>no</b>	Control buttons in contrasting colours: <b>yes</b>
Keypad with numbers in relief: <b>yes</b> ; Keypad with numbers in Braille: <b>yes</b>	
Strip of surface of a different texture and contrasting colour at entrance to lift: <b>no</b>	
<b>Emergency System</b>	
Audible alarm system in place in case of emergency: <b>yes</b>	



### RITZ MADRID HOTEL

-  Plaza de la Lealtad, 5  
28014 Madrid
-  **Telephone:** 91 701 67 67  
**Fax:** 91 701 67 76
-  **Web:** www.ritz.es
-  **Metro without lift:** Banco de España
-  **Bus:** 10, 14, 27, 34, 37 and 45

### ACCESS

- The main entrance is easily accessible, with no stairs, steps or slopes.
- The main door is made of glass, revolves and is manually operated. Its opening is **1.10 m** wide. It may be stopped and opened, leaving an access gap of more than **80 cm**.
- It is not marked with bands of strongly contracted colours.



### ACCESSIBILITY - HEARING IMPAIRED

<b>Room</b>	
Internet connection: <b>yes</b>	TV which communicates with reception: <b>yes</b>
TV with teletext decoder: <b>yes</b>	TV has alarm clock with visual alert: <b>yes</b>
Bedside plug socket: <b>yes</b>	Entrance door with peephole: <b>yes</b>
Written information on available services: <b>yes</b>	Light signals to indicate a knock at the door: <b>no</b>
<b>Communal WCs</b>	
Door lock with visual aid to indicate either free or occupied: <b>no</b>	Cubicle doors with a gap underneath to see if there is someone inside: <b>no</b>
<b>Lifts</b>	
Visual signs indicating the floor and direction of movement, both inside and outside the cab: <b>yes</b>	Emergency button with a light to show that the emergency call has been received: <b>no</b>
<b>Emergency system</b>	
Emergency alarm systems with visual alerts: <b>no</b>	


**ACCESSIBILITY – PHYSICALLY DISABLED**

<b>Adapted room (No. 608)</b>	Number of adapted rooms: <b>1</b>
On <b>6<sup>th</sup> floor</b> , accessible via lift with a door of <b>62 cm</b>	Width of door: <b>87 cm</b>
Clear turning circle inside (diameter): <b>Ø 150 cm</b>	Height of climate control: <b>40-120 cm</b>
Height of bed: <b>57 cm</b>	Space for access to the bed: right hand side <b>117 cm</b> , left hand side <b>200 cm</b>
Wardrobe doors: <b>folding doors</b>	Height of coatrack: <b>175 cm</b>
Height of wardrobe shelves and drawers: <b>29-175 cm</b>	
<b>Bathroom in adapted room</b>	
Door: inward opening with a width of <b>88 cm</b>	Clear turning circle inside (diameter): <b>Ø 150 cm</b>
<b>Toilet:</b>	
Seat height: <b>50 cm</b>	Height of flush mechanism: <b>97 cm</b>
Width of approach: from the side <b>90 cm</b> , front <b>120 cm</b>	Folding grab bar on the approach side with a height of <b>56-72 cm</b>
Fixed grab bar on the opposite side with a height of <b>72 cm</b>	Distance between bars: <b>69 cm</b>
<b>Basin:</b>	
Height and clearance beneath the basin: <b>82 cm and 56 cm</b>	Tap: <b>mixer tap</b>
Height of the lower edge of the mirror: <b>123 cm</b>	Height of bathroom fittings: <b>100-125 cm</b>
<b>Shower:</b>	
Width of approach area <b>180 cm</b>	Shower base: <b>level with floor</b>
Shower floor: <b>non-slip</b>	Shower chair: <b>fixed</b>
Height of horizontal grab bar: <b>86 cm</b>	Height of vertical grab bar: <b>none</b>
Tap: <b>mixer tap</b>	Folding shower screen
Adjustable shower-head height: <b>yes</b>	
<b>Lifts</b>	
<b>Accessible up to the door</b>	Number of lifts: <b>1</b>
Width of door: <b>62 cm</b>	Height of call buttons: <b>139 cm</b>
	Width and depth of cab: <b>90 and 133 cm</b>
Height of control buttons: <b>139 cm</b>	Height of handrail: <b>89 cm</b>



Other amenities	Location	Access	Main characteristics
Reception	Ground floor	Accessible	Height of reception desk: <b>109 cm</b>
Cafeteria	Ground floor	Accessible	Bar height: <b>107 cm</b> Height of table: <b>66 cm</b> Height beneath table <b>64 cm</b> Width beneath table: <b>65 cm</b> Depth beneath table: <b>33 cm</b>
Restaurant / Buffet breakfast	Ground floor	Accessible	Buffet bar height: <b>75 cm</b> Height of table: <b>74 cm</b> Height beneath table <b>72 cm</b> Width beneath table: <b>85 cm</b> Depth beneath table: <b>50 cm</b>
Meeting rooms (4)	Ground floor	Accessible via alternative portable ramps which are <b>100 cm</b> wide, <b>90 cm</b> long and a non-recommended incline of <b>16%</b>	Height of table: <b>77 cm</b> Height beneath table <b>70 cm</b>
Gym	First floor	Accessible via lift	No specially adapted changing rooms or toilets
Parking			Valet parking. Guests can not access the parking area


**ACCESSIBILITY - VISUALLY IMPAIRED**
**Signs**

Signs the same size: **yes**, average height of **210 cm** and a font size of **≥ 1.5 cm**

Lettering in a colour which contrasts with the background: **yes** Text and symbols: **not in relief and not in Braille**

**Main stairs**

Edge of stairs marked with a non-slip strip in a contrasting colour: **no** Side protection skirting board of **≥ 12 cm** on both sides: **yes**

Steps have a riser: **yes** All steps are the same height: **yes**  
Steps have nosing: **no**

The space under the stairs is blocked off: **there is none** Handrail on either side: **no**


Continuous handrails on half-landings: **yes** Handrail extends at top and bottom of stairs: **no**


Strip of surface of a different texture and contrasting colour at the top and bottom of the stairs: **no**


**Lifts**

Cab with audio signals: **no** Control buttons in contrasting colour: **yes**

Keypad with numbers in relief: **no** Keypad with numbers in Braille: **no**


**SHERATON MADRID MIRASIERRA HOTEL & SPA**

 Calle de Alfredo Marquerie, 43  
28034 Madrid

 Telephone: 91 727 79 00  
Fax: 91 727 79 08

 Web: [www.sheraton.com/madridmirasierra](http://www.sheraton.com/madridmirasierra)

 Metro without lift: Herrera Oria

 Bus: 64, 124 and 133

**ACCESS**

- The main entrance is level with the pavement with a number of isolated steps and with no alternative ramp.
- There is a main, automatic glass door measuring **1.95 m**.
- It is not marked with double horizontal stripes or the logo in contrasting colours.


**ACCESSIBILITY - HEARING IMPAIRED**
**Room**

Internet connection: **yes** TV which communicates with reception: **no**

TV with teletext decoder: **yes** TV has alarm clock with visual alert: **yes**

Bedside plug socket: **yes** Entrance door with peephole: **yes**

Written information on available services: **yes** Light signals to indicate a knock at the door: **no**

**Communal WCs**

Door lock with visual aid to indicate either free or occupied: **no** Cubicle doors with a gap underneath to see if there is someone inside: **no**

**Lifts**

Visual signs indicating the floor and direction of movement, both inside and outside the cab: **yes** Emergency button with a light to show that the emergency call has been received: **no**

**Emergency system**

Emergency alarm systems with visual alerts: **no**





## ACCOMMODATION



### ACCESSIBILITY – PHYSICALLY DISABLED

<b>Adapted room (No. 720)</b>	Number of adapted rooms: <b>3</b>
On <b>7<sup>th</sup> floor</b> , accessible via lift	Width of door: <b>96 cm</b>
Clear turning circle inside (diameter): <b>Ø 150 cm</b>	Height of climate control: <b>14 and they are controlled automatically from reception</b>
Height of bed: <b>56 cm</b>	Space for access to the bed: <b>on one side ≥ 90 cm</b>
Wardrobe doors: <b>folding doors</b>	Height of coatrack: <b>194 cm</b>
<b>Bathroom in adapted room</b>	
Door: sliding with a width of <b>87 and 96 cm</b>	Clear turning circle inside (diameter): <b>Ø 150 cm</b>
<b>Toilet: without adequate lateral approach space</b>	
Seat height: <b>40 cm</b>	Height of flush mechanism: <b>100 cm</b>
Width of approach: from one side <b>44 cm</b>	Folding grab bar on the approach side with a height of <b>82-67 cm</b>
<b>Fixed</b> grab bar on the opposite side with a height of <b>93 cm</b>	Distance between bars: <b>78 cm</b>
<b>Basin:</b>	
Height and clearance beneath the basin: <b>81 cm and 56 cm</b>	Tap: <b>mixer tap</b>
Height of the lower edge of the mirror: <b>118 cm</b> (adjustable)	Height of bathroom fittings: <b>130 cm</b>
<b>Shower:</b>	
Width of approach area <b>88 cm</b>	Shower base: <b>level with floor</b>
Shower floor: <b>non-slip</b>	Shower chair: <b>fixed</b>
Height of horizontal grab bar: <b>92 cm</b>	Height of vertical grab bar: <b>155 cm</b>
Tap: <b>mixer tap</b>	Height of tap: <b>100 cm on non accessible wall</b>
Adjustable shower-head height: <b>yes</b>	Sliding shower screen
<b>Adapted bathroom in communal areas</b>	
On <b>floor -1</b> , accessible via lift	Number of adapted bathrooms: <b>1</b>
Clear turning circle inside (diameter): <b>Ø 150 cm</b>	Door: folding with a width of <b>82 cm</b> (general) and <b>72 cm</b> (cubicle)
<b>Toilet:</b>	
Seat height: <b>41 cm</b>	Height of flush mechanism: <b>100 cm</b>
Width of approach: one one side <b>&gt; 80 cm</b> , front <b>100 cm</b>	No grab bars
<b>Basin:</b>	
Height and clearance beneath the basin: <b>74 cm and 50 cm</b>	Tap: <b>mixer tap</b>



## ★★★★★ 5 STAR HOTELS

### Sheraton Madrid Mirasierra

Height of the lower edge of the mirror: <b>122 cm</b>	Height of bathroom fittings: <b>102-127 cm</b>
<b>Lifts</b>	Number of lifts: <b>1</b>
<b>Accessible up to the door</b>	Height of call buttons: <b>123 and 125 cm</b>
Width of door: <b>90 cm</b>	Width and depth of cab: <b>118 and 170 cm</b>
Height of control buttons: <b>95 and 125 cm</b>	



Other amenities	Location	Access	Main characteristics
Reception	Ground floor	Accessible	Height of reception desk: <b>110 cm</b>
Cafeteria Verdil	Ground floor	Accessible	Bar height: <b>110 cm</b> Height of table: <b>74 cm</b>
Cafeteria Lobby	Ground floor	Accessible	Bar height: <b>112 cm</b> Height of table: <b>54 cm</b>
Restaurant / Buffet breakfast	Basement floor (-1)	Accessible via stairlift	Buffet bar height: <b>93 cm</b> Height of table: <b>76 cm</b> Height beneath table <b>72 cm</b> Width beneath table: <b>80 cm</b> Depth beneath table: <b>35 cm</b>
Meeting rooms (1)	Basement floor (-1)	Accessible via lift	Height of table: <b>72 cm</b> Height beneath table <b>57 cm</b> Width beneath table: <b>180 cm</b> Depth beneath table: <b>90 cm</b>
Pool and Gym	Basement floor (-1)	Accessible via lift	No hoist for getting into the pool
Parking	Basement floor (-1)	Accessible via lift	There are <b>2</b> parking spaces for people with limited mobility ( <b>PRM</b> ), indicated by the disabled parking sign ( <b>ISA</b> )



### ACCESSIBILITY - VISUALLY IMPAIRED

#### Signs

Signs the same size: **yes**, average height of **148-179 cm** and a font size of **≥ 1.5 cm**

Lettering in a colour which contrasts with the background: **yes** Text and symbols: **not in relief and not in Braille**

#### Main stairs

Edge of stairs marked with a non-slip strip in a contrasting colour: **no** Side protection skirting board of **≥ 12 cm** on both sides: **no**

Steps have a riser: **yes** All steps are the same height: **yes**  
Steps have nosing: **no**

The space under the stairs is blocked off: **there is none** Handrail on either side: **no**


Continuous handrails on half-landings: **yes** Handrail extends at top and bottom of stairs: **no**

Strip of surface of a different texture and contrasting colour at the top and bottom of the stairs: **no**


#### Lifts


Cab with audio signals: **yes** Control buttons in contrasting colour: **no**

Keypad with numbers in relief: **yes** Keypad with numbers in Braille: **yes**




#### SILKEN PUERTA AMÉRICA MADRID HOTEL

 Avenida de América, 41  
28002 Madrid

 Telephone: 91 744 54 00  
Fax: 91 744 54 01

 Web: [www.hotelpuertamerica.com](http://www.hotelpuertamerica.com)

 Metro without lift: Cartagena

 Bus: 114, 115 and 122

#### ACCESS

- The main entrance is easily accessible and has a level surface.
- There is an automatic, sliding, opaque glass door **170 m** wide.
- It is not marked by horizontal strips or a logo in a contrasting colour.



### ACCESSIBILITY - HEARING IMPAIRED

#### Room

Internet connection: **yes** TV which communicates with reception: **yes**

TV with teletext decoder: **no** TV has alarm clock with visual alert: **no**

Bedside plug socket: **yes** Entrance door with peephole: **no**

Written information on available services: **yes** Light signals to indicate a knock at the door: **no**

#### Communal WCs

Door lock with visual aid to indicate either free or occupied: **no** Cubicle doors with a gap underneath to see if there is someone inside: **yes, some of them**

#### Lifts

Visual signs indicating the floor and direction of movement, both inside and outside the cab: **yes** Emergency button with a light to show that the emergency call has been received: **no**

#### Emergency system

Emergency alarm systems with visual alerts: **no**


**ACCESSIBILITY – PHYSICALLY DISABLED**

<b>Adapted room (No. 909)</b>	Number of adapted rooms: <b>30</b>
On <b>9<sup>th</sup> floor</b> , accessible via lift	Width of door: <b>79 cm</b>
Clear turning circle inside (diameter): <b>Ø 150 cm</b>	Height of climate control: <b>110-140 cm</b>
Height of bed: <b>60 cm</b>	Space for access to the bed: right hand side <b>&gt;80 cm</b> , left hand side <b>&gt;80 cm</b>
Wardrobe doors: <b>sliding doors</b>	Height of coatrack: <b>180 cm</b>
Height of wardrobe shelves and drawers: <b>90-180 cm</b>	
<b>Bathroom in adapted room</b>	
Door: sliding door with a width of <b>81 cm</b>	Clear turning circle inside (diameter): <b>Ø 150 cm</b>
<b>Toilet: without adequate lateral transfer space</b>	
Seat height: <b>40 cm</b>	Height of flush mechanism: <b>100 cm</b>
Width of approach: from the front <b>130 cm</b>	There are no grab bars
<b>Basin:</b>	
Height and clearance beneath the basin: <b>66 cm and 64 cm</b>	Tap: <b>mixer tap</b>
Height of the lower edge of the mirror: <b>120 cm</b>	Height of bathroom fittings: <b>85 cm</b>
<b>Shower:</b>	
Width of approach area <b>130 cm</b>	Shower base: <b>level with floor</b>
Shower floor: <b>non-slip</b>	Shower chair: <b>mobile</b>
No horizontal grab bar	No vertical grab bar
Tap: <b>mixer tap</b>	Height of tap: <b>140 cm on accessible wall</b>
Adjustable shower-head height: <b>no</b>	Sliding shower screen
<b>Lifts</b>	
<b>Accessible up to the door</b>	Number of lifts: <b>4</b>
Width of door: <b>88 cm</b>	Height of call buttons: <b>90 cm</b>
	Width and depth of cab: <b>150 and 140 cm</b>
Height of control buttons: <b>82-128 cm</b>	Height of handrail: <b>100 cm</b>



Other amenities	Location	Access	Main characteristics
Reception	Ground floor	Accessible	Height of reception desk: <b>70 cm</b>
Cafeteria	Ground floor	Accessible	Bar height: <b>111 cm</b> Height of table: <b>46 cm</b> Height beneath table <b>40 cm</b> Width beneath table: <b>80 cm</b> Depth beneath table: <b>45 cm</b>
Communal WCs	Ground floor and mezzanine	Accessible	None have been specially adapted for wheelchair users
Restaurant / Buffet breakfast	Ground floor	Accessible	Buffet bar height: <b>88-130 cm</b> Height of table: <b>73 cm</b> Height beneath table <b>69 cm</b> Width beneath table: <b>70 cm</b> Depth beneath table: <b>70 cm</b>
Meeting rooms (5)	Ground floor	Accessible	Height of table: <b>73 cm</b> Height beneath table <b>70 cm</b> Width beneath table: <b>220 cm</b> Depth beneath table: <b>150 cm</b>
Pool and Gym	Thirteenth Floor	Accessible via lift	No hoist for getting into the pool. No specially adapted changing rooms or toilets
Parking	Basement floor (-1)	Accessible via lift	There are <b>8</b> parking spaces for people with limited mobility ( <b>PRM</b> ), indicated by the disabled parking sign ( <b>ISA</b> )


**ACCESSIBILITY – VISUALLY IMPAIRED**
**Signs**

Signs the same size: **yes**, average height of **145-180 cm** and a font size of **≥ 1.5 cm**

Lettering in a colour which contrasts with the background: **yes**; and not in Braille

**Main stairs**

Edge of stairs marked with a non-slip strip in a contrasting colour: **no**

Text and symbols: **not in relief**

Side protection skirting board of **≥ 12 cm** on both sides: **on just one side**

Steps have a riser: **yes**

All steps are the same height: **yes**

Steps have nosing: **no**

The space under the stairs is blocked off: **there is none**

Handrail on either side: **no**

Continuous handrails on half-landings: **yes**

Handrail extends at top and bottom of stairs: **no**

Strip of surface of a different texture and contrasting colour at the top and bottom of the stairs: **no**

**Lifts**

Cab with audio signals: **yes**

Control buttons in contrasting colour: **no**

Keypad with numbers in relief: **yes**

Keypad with numbers in Braille: **no**


**THE WESTIN PALACE MADRID HOTEL**

Plaza de las Cortes, 7  
28014 Madrid

Telephone: 91 360 80 00  
Fax: 91 360 81 00

Web: [www.palacemadrid.com](http://www.palacemadrid.com)

Metro without lift: Sevilla

Bus: 9, 10, 14, 27, 34, 37, 45, N10, N11, N15 and N8

**ACCESS**

- The main entrance has **5** individual steps, and no alternative ramp.
- The main door is partially glazed and manually operated. It is **2.60 m** wide.
- There is an alternative entrance with a ramp to the pavement. It requires the use of an elevator to reach all areas of the hotel except reception. This entrance is **1 m** wide.
- The doors are not marked by horizontal strips or a logo in a contrasting colour.


**ACCESSIBILITY – HEARING IMPAIRED**
**Room**

Internet connection: **yes**

TV which communicates with reception: **no**

TV with teletext decoder: **yes**

TV has alarm clock with visual alert: **yes**

Bedside plug socket: **yes**

Entrance door with peephole: **no**

Written information on available services: **yes**

Light signals to indicate a knock at the door: **yes**

**Communal WCs**

Door lock with visual aid to indicate either free or occupied: **no**

Cubicle doors with a gap underneath to see if there is someone inside: **no**

**Lifts**

Visual signs indicating the floor and direction of movement, both inside and outside the cab: **yes**

Emergency button with a light to show that the emergency call has been received: **no**

**Emergency system**

Emergency alarm systems with visual alerts: **no**



## ACCOMMODATION



### ACCESSIBILITY – PHYSICALLY DISABLED

<b>Adapted room (No. 8)</b>	Number of adapted rooms: <b>6</b>
On <b>1st floor</b> , accessible via lift	Width of door: <b>73-79.5 cm</b>
Clear turning circle inside (diameter): <b>Ø 150 cm</b>	Height of climate control: <b>120 cm</b>
Height of bed: <b>58 cm</b>	Space for access to the bed: right hand side <b>90 cm</b> , left hand side <b>90 cm</b>
Wardrobe doors: <b>sliding doors</b>	Height of coatrack: <b>140 cm</b>
Height of wardrobe shelves and drawers: <b>110 cm</b>	
<b>Bathroom in adapted room</b>	
Door: sliding with a width of <b>80 cm</b>	Clear turning circle inside (diameter): <b>Ø 150 cm</b>
<b>Toilet:</b>	
Seat height: <b>50 cm</b>	Height of flush mechanism: <b>100 cm</b>
Width of approach: <b>80 cm</b>	Folding and adjustable grab bar on the approach side with a height of <b>75 cm</b>
Fixed grab bar on the opposite side with a height of <b>75 cm</b>	Distance between bars: <b>70 cm</b>
<b>Basin:</b>	
Height and clearance beneath the basin: <b>80 cm and 68 cm</b>	Tap: <b>extendible tap</b>
Height of the lower edge of the mirror: <b>110 cm</b>	Height of bathroom fittings: <b>85 cm</b>
<b>Bath:</b>	
Height of bath: <b>50 cm</b>	Height of horizontal grab bar: <b>80 cm</b>
Transfer bench: <b>no</b>	Height and location of vertical grab bar: <b>80 cm</b>
Mixer tap at <b>113 cm</b>	Adjustable shower head at height of <b>220 cm</b>
There is a curtain	
<b>Adapted bathroom in communal areas</b>	
On ground floor, accessible via lift although yet to be installed during site visit	Number of adapted bathrooms: <b>1</b>
Clear turning circle inside (diameter): <b>Ø 150 cm</b>	Door: outward opening with a width of <b>88 cm</b>
<b>Toilet:</b>	
Seat height: <b>40 cm</b>	Height of flush mechanism: <b>100 cm</b>
Width of approach: left hand side <b>&gt; 110 cm</b> , front <b>85 cm</b>	Fixed grab bar on right hand side at height of <b>70 cm</b>
Fixed grab bar on left hand side at height of <b>70 cm</b>	Distance between bars: <b>63 cm</b>



## ★★★★★ 5 STAR HOTELS

### The Westin Palace Madrid



<b>Basin:</b>	
Height and clearance beneath the basin: <b>83 and 45 cm</b>	Tap: <b>automatic</b>
Height of the lower edge of the mirror: <b>110 cm</b>	Height of bathroom fittings: <b>75-80 cm</b>
<b>Lifts</b>	
<b>Alternative access lift to hotel</b>	
<b>Accessible</b>	Number of lifts: <b>2</b>
Width of door: <b>81.5 cm</b>	Height of call buttons: <b>130 cm</b>
	Width and depth of cab: <b>114 and 126 cm</b>
Height of control buttons: <b>130 cm</b>	
<b>Lifts with access to rooms</b>	
<b>Accessible</b>	Height of call buttons: <b>130 cm</b>
Width of door: <b>77 cm</b>	Width and depth of cab: <b>143 and 99 cm</b>
Height of control buttons: <b>130 cm</b>	

Other amenities	Location	Access	Main characteristics
Reception	Ground floor	Not accessible, via stairs	Height of reception desk: <b>126 cm</b>
Communal WCs	Ground floor	Not accessible	None have been specially adapted for wheelchair users
Cafeteria	Ground floor	Accessible	Bar height: <b>116 cm</b> Height of table: <b>64.5 cm</b> Height beneath table <b>58.7 cm</b> Width beneath table: <b>70.5 cm</b> Depth beneath table: <b>27 cm</b>
Restaurant / Buffet breakfast	Ground floor	Accessible	Buffet bar height: <b>116 cm</b> Height of table: <b>75 cm</b> Height beneath table <b>70 cm</b> Width beneath table: <b>30 cm</b> Depth beneath table: <b>60 cm</b>
Meeting rooms (1)	Ground floor	Accessible	Height of table: <b>72 cm</b> Height beneath table <b>71 cm</b> Width beneath table: <b>101 cm</b> Depth beneath table: <b>101 cm</b>
Parking	Basement floor (-2)	Accessible via lift	There are <b>2</b> parking spaces for people with limited mobility ( <b>PRM</b> ), indicated by the disabled parking sign ( <b>ISA</b> )



### ACCESSIBILITY - VISUALLY IMPAIRED

#### Signs

Signs the same size: **yes**, average height of **120 cm** and a font size of  $\geq 1.5$  cm

Lettering in a colour which contrasts with the background: **no** : Text and symbols: **not in relief and not in Braille**

#### Main stairs

Edge of stairs marked with a non-slip strip in a contrasting colour: **no** : Side protection skirting board of  $\geq 12$  cm on both sides: **yes**

Steps have a riser: **yes** : All steps are the same height: **yes**  
Steps have nosing: **no**

The space under the stairs is blocked off: **there is none** : Handrail on either side: **yes**

Continuous handrails on half-landings: **yes** : Handrail extends at top and bottom of stairs: **no**

Strip of surface of a different texture and contrasting colour at the top and bottom of the stairs: **no**


#### Lifts


Cab with audio signals: **yes** : Control buttons in contrasting colour: **no**

Keypad with numbers in relief: **no** : Keypad with numbers in Braille: **no**



#### ÚNICO HOTEL

 Calle Claudio Coello, 67  
28001 Madrid

 Telephone: 91 781 01 73  
Fax: 91 576 77 41

 Web: [www.unicohotelmadrid.com](http://www.unicohotelmadrid.com)

 Metro without lift: Serrano

 Bus: 1 and 74

#### ACCESS

- There is a ramp access to the establishment from the pavement. It has a clearance width of **1.50 m**.
- The main entranceway is not accessible with nine **17 cm** high steps. The alternative entranceway is feasible and is located along the main façade **15 m** from the main door.
- The alternative entranceway comprises large wooden double doors that can be opened manually by hotel staff. The doors open inwards, with an overall width of **1.06 m**. There is a bell located at a height of **1.53 m**.
- The reception desk is accessible by way of a stair lift that navigates the flight of eight **17 cm** steps.



### ACCESSIBILITY - HEARING IMPAIRED

#### Room

Internet connection: **yes** : TV which communicates with reception: **yes**

TV with teletext decoder: **no** : TV has alarm clock with visual alert: **no**

Bedside plug socket: **yes** : Entrance door with peephole: **no**

Written information on available services: **no** : Light signals to indicate a knock at the door: **no**

#### Communal WCs

Door lock with visual aid to indicate either free or occupied: **no** : Cubicle doors with a gap underneath to see if there is someone inside: **no**

#### Lifts

Visual signs indicating the floor and direction of movement, both inside and outside the cab: **yes** : Emergency button with a light to show that the emergency call has been received: **yes**

#### Emergency system

Emergency alarm systems with visual alerts: **no**


**ACCESSIBILITY – PHYSICALLY DISABLED**

<b>Adapted room (No. 001)</b>	Number of adapted rooms: <b>1</b>
On the ground floor, accessible from reception	Width of door: <b>76 cm</b>
Clear turning circle inside (diameter): <b>Ø 150 cm</b>	Height of climate control: <b>90 cm</b>
Height of bed: <b>60 cm</b>	Space for access to the bed: right hand side <b>&gt; 90 cm</b> left hand side <b>80 cm</b>
Wardrobe doors: <b>swing door opening to 90° with doorknob</b>	Height of hanger rail: <b>175 cm</b>
Min. and max. height of wardrobe shelves and drawers: <b>30 cm and 180 cm</b>	
<b>Bathroom in adapted room</b>	
Door: Opens outwards with a width of <b>77 cm</b>	Clear turning circle inside (diameter): <b>Ø 150 cm</b>
<b>Toilet:</b>	
Seat height: <b>40 cm</b>	Height of flush mechanism: <b>100 cm</b>
Approach area: on left hand side <b>&gt;120 cm</b> and front <b>84 cm</b>	Fixed I-shaped horizontal grab bar on the right hand side at a height of <b>70 cm</b>
Folding grab bar on the left hand side at <b>70 cm</b>	Distance between bars: <b>65 cm</b>
<b>Basin:</b>	
Height and clearance beneath the basin: <b>70 cm and 43 cm</b>	Tap: mixer tap easy to use
Height of the lower edge of the mirror: <b>92 cm</b>	Min. and max. height of bathroom fittings: <b>20 cm and 80 cm</b>
<b>Shower:</b>	
Width and depth of approach area: <b>115 cm and ≥ 120 cm</b>	Shower base: <b>level with the floor</b>
Shower floor: <b>non-slip</b>	Shower chair or seat: <b>stool</b>
Horizontal grab bar: <b>none</b>	Vertical grab bar: <b>none</b>
Tap: <b>mixer tap easy to use</b>	Height of the tap: <b>120 cm</b>
Adjustable height shower head at height of <b>120 cm – 210 cm</b>	Shower screen: fixed shower screen perpendicular to the taps that does not impede access
<b>Adapted bathroom in communal areas</b>	
	Total number of adapted toilets: <b>1</b> cubicle in the communal women's toilets
Located next to the reception	Accessible, on ground floor
Bathroom door: <b>none</b>	Cubicle door: inward swinging with a width of <b>77 cm</b>
Clear turning circle inside (diameter): <b>Ø 150 cm</b>	
<b>Toilet:</b>	
Seat height: <b>40 cm</b>	Height of flush mechanism: <b>85 cm</b>



Approach area: left hand side <b>100 cm</b> and frontal <b>165 cm</b>	Fixed I-shaped horizontal grab bar on the right hand side at a height of <b>70 cm</b>
Grab bar on the left hand side: <b>none</b>	
<b>Basin:</b>	
Height and clearance beneath the basin: <b>67 cm and 48 cm</b>	Tap: mixer tap easy to use
Height of the lower edge of the mirror: <b>90 cm</b>	Min. and max. height of bathroom fittings: <b>85 cm</b>
<b>Lifts</b>	
	Total number of lifts: <b>2</b> with the same specifications
Floors served: all floors	Accessible from the reception and help desk floor
Height of call buttons: <b>102 – 109 cm</b>	Width of door: <b>80 cm</b>
Width and depth of cab: <b>97 and 120 cm</b>	Min. and max. height of the call buttons: <b>104 cm and 120 cm</b>
Height of handrail: <b>90 cm</b>	Mirror opposite the door: <b>no, on side wall</b>

<b>Other amenities</b>	<b>Location</b>	<b>Access</b>	<b>Main characteristics</b>
Reception	Ground floor	Possible by way of a stair lift	Height of reception desk: <b>74 cm</b>
Restaurant / Breakfast buffet	Basement via lift	Accessible	Height of buffet bar: <b>80 cm and 117 cm</b> Height of table: <b>74 cm</b> Height beneath table <b>72 cm</b> Width beneath table: <b>89 cm</b> Depth beneath table: <b>24 cm</b>
Meeting rooms (2)	Ground floor	Accessible	Furniture changes depending on the event
Gym	Basement -1	Accessible via lift	No specially adapted changing rooms or toilets
Parking	On the street		Valet parking


**ACCESSIBILITY – VISUALLY IMPAIRED**
**Bedrooms**

Colour of door contrasts with adjacent walls: **yes** : Information about hotel services available in Braille: **no** and in large print: **no**

Room lighting with dimmer switch: **no** : TV remote control with large numbers: **yes** and in contrasting colours: **yes**

Room free of projecting elements: **no** : Audible signals to indicate emergency alarm: **yes**

**Signs**

Signs the same size: **yes**, average height of **170 cm** and a font size of **3 cm**

Lettering in a colour which contrasts with the background: **yes** : Text and symbols: not in relief and not in Braille

**Main stairs**

Edge of stairs marked with a non-slip strip in a contrasting colour: **yes** : Side protection skirting board of  $\geq 12$  cm on both sides: **yes**, on one side

Steps have a riser: **yes**

Steps have nosing: **yes** : All steps are the same height: **yes**

The space under the stairs is blocked off: **yes** : Handrail on either side: **only** on one side

Continuous handrails on half-landings: **yes** : Handrail extends past the top and bottom of stairs: **no**

Distinctively textured and contrastingly coloured strip at the top and bottom of the stairs: **no**

**Lifts**


Cab with audio signals: **no** : Control buttons in contrasting colours: **yes**


Keypad with numbers in relief: **yes** : Keypad with numbers in Braille: **yes**


Strip of surface of a different texture and contrasting colour at entrance to lift: **no**

**Emergency System**

Audible alarm system in place in case of emergency: **yes**



**URBAN HOTEL**

 Carrera de San Jerónimo, 34  
28014 Madrid

 **Telephone:** 91 420 37 67  
**Fax:** 91 787 77 99

 **Web:** www.derbyhotels.es

 **Metro without lift:** Sevilla

 **Bus:** 10, 14, 15, 34, 37, 45, 52 and 53

**ACCESS**

- The main entrance has stairs and a ramp with a non-recommended incline of **20%**. There is no handrail, and its ends are not marked by a floor surface of distinctive texture and contrasting colour.
- There is an entrance without steps from Calle de Ventura de la Vega (at the side of the hotel). There is an automatic, sliding glass door. There is also another manually operated door which is always open.
- The glass doors are marked with the hotel's logo in a contrasting colour.


**ACCESSIBILITY – HEARING IMPAIRED**
**Room**

Internet connection: **yes** : TV which communicates with reception: **yes**

TV with teletext decoder: **yes** : TV has alarm clock with visual alert: **yes**

Bedside plug socket: **yes** : Entrance door with peephole: **no**

Written information on available services: **yes** : Light signals to indicate a knock at the door: **no**

**Communal WCs**

Door lock with visual aid to indicate either free or occupied: **no** : Cubicle doors with a gap underneath to see if there is someone inside: **no**

**Lifts**

Visual signs indicating the floor and direction of movement, both inside and outside the cab: **yes** : Emergency button with a light to show that the emergency call has been received: **yes**

**Emergency system**

Emergency alarm systems with visual alerts: **no**




**ACCESSIBILITY – PHYSICALLY DISABLED**

<b>Adapted room</b>	Number of adapted rooms: <b>3</b>
Accessible via lift	Width of door: <b>84 cm</b>
Clear turning circle inside (diameter): <b>Ø 150 cm</b>	Height of climate control: <b>143 and 150 cm</b>
Height of bed: <b>60 cm</b>	Space for access to the bed: right hand side <b>94 cm</b> , left hand side <b>143 cm</b>
Wardrobe doors: <b>easy to open</b>	Height of coatrack: <b>170 cm</b>
Height of wardrobe shelves and drawers: <b>38 cm</b>	
<b>Bathroom in adapted room</b>	
Door: <b>sliding with a width of 84 cm</b>	Clear turning circle inside (diameter): <b>Ø 150 cm</b>
<b>Toilet:</b>	
Seat height: <b>42 cm</b>	Height of flush mechanism: <b>104 cm</b>
Width of approach: on one side <b>&gt; 100 cm</b>	Folding and adjustable grab bar on the approach side
Fixed grab bar on the opposite side	
<b>Basin:</b>	
Height and clearance beneath the basin: <b>77 cm and 30 cm</b>	Tap: <b>mixer tap</b>
Height of the lower edge of the mirror: <b>117 cm</b>	Height of bathroom fittings: <b>120 and 150 cm</b>
<b>Bath:</b>	
Height of bath: <b>47 cm</b>	Height of horizontal grab bar: <b>80 cm and 100 cm</b>
Transfer bench: <b>rotating chair with backrest and fixed armrests</b>	No vertical grab bar
Mixer tap at <b>60 cm</b> along short wall	Shower head at height of <b>140 cm</b>
<b>Adapted bathroom in communal areas</b>	
On ground floor, accessible via lift	Number of adapted bathrooms: <b>1</b>
Clear turning circle inside (diameter): <b>Ø 150 cm</b>	Door: <b>width of 90 cm</b>
	Located in the men's toilets
<b>Toilet:</b>	
Seat height: <b>49 cm</b>	Height of flush mechanism: <b>100 cm</b>
Width of approach: on one side <b>82 cm</b>	Folding grab bar on approach side at height of <b>75 cm</b>
Folding grab bar on opposite side at height of <b>75 cm</b>	Distance between bars: <b>67 cm</b>
<b>Basin:</b>	
Height and clearance beneath the basin: <b>75 and 33 cm</b>	Tap: <b>mixer tap</b>



Height of the lower edge of the mirror: <b>105 cm</b>	Height of bathroom fittings: <b>140 cm</b>
<b>Panoramic Lifts</b>	
<b>Accessible up to the door</b>	Height of call buttons: <b>113 and 116 cm</b>
Width of door: <b>80 cm</b>	Width and depth of cab: <b>125 and 133 cm</b>
Height of control buttons: <b>104 and 123 cm</b>	Height of handrail: <b>103 cm</b>

Other amenities	Location	Access	Main characteristics
Reception	Ground floor	Accessible	Height of reception desk: <b>110 and 118 cm</b>
Cafeteria	Ground floor	Accessible	Bar height: <b>110 cm</b> Height of table: <b>77.5 cm</b> Height beneath table <b>72.5 cm</b> Width beneath table: <b>75 cm</b> Depth beneath table: <b>35 cm</b>
Restaurant / Buffet breakfast	Ground floor	Accessible	Buffet bar height: <b>110 cm</b> Height of table: <b>77.5 cm</b> Height beneath table <b>72.5 cm</b> Width beneath table: <b>80 cm</b> Depth beneath table: <b>35 cm</b>
Meeting rooms (1)		Accessible via lift	
Parking	Basement floor (-1)	Accessible via lift	Valet parking


**ACCESSIBILITY – VISUALLY IMPAIRED**

<b>Signs</b>	
Signs the same size: <b>yes</b> , average height of <b>90-94 cm</b> and a font size of <b>≥ 1.5 cm</b>	
Lettering in a colour which contrasts with the background: <b>yes</b>	Text and symbols: <b>not in relief and not in Braille</b>
<b>Main stairs</b>	
Edge of stairs marked with a non-slip strip in a contrasting colour: <b>no</b>	Side protection skirting board of <b>≥ 12 cm</b> on both sides: <b>yes</b>
Steps have a riser: <b>yes</b>	All steps are the same height: <b>yes</b>
Steps have nosing: <b>no</b>	
The space under the stairs is blocked off: <b>yes</b>	Handrail on either side: <b>yes</b>
Continuous handrails on half-landings: <b>no</b>	Handrail extends at top and bottom of stairs: <b>no</b>
Strip of surface of a different texture and contrasting colour at the top and bottom of the stairs: <b>no</b>	
<b>Lifts</b>	
Cab with audio signals: <b>yes</b>	Control buttons in contrasting colour: <b>no</b>
Keypad with numbers in relief: <b>yes</b>	Keypad with numbers in Braille: <b>yes</b>


**VILLA MAGNA HOTEL**

-  Paseo de la Castellana, 22  
28046 Madrid
-  **Telephone:** 91 587 12 34  
**Fax:** 91 431 22 86
-  **Web:** [www.hotelvillamagna.com](http://www.hotelvillamagna.com)
-  **Metro without lift:** Colón
-  **Bus:** 5, 14, 27, 45, 150 and 250

**ACCESS**

- The main entrance has **3** steps of **16 cm**, with an alternative ramp at the side.
- The ramp is **1.10 m** wide, **10 m** long and has a non-recommended incline of **10.5%**. There is no handrail, and its ends are not marked by a floor surface of distinctive texture and contrasting colour.
- There are **2** sets of glass doors which open in both directions, each of which is **70 cm** wide on each side. They are not marked by horizontal strips or a logo in a contrasting colour.
- The hotel has a doorman.


**ACCESSIBILITY – HEARING IMPAIRED**

<b>Room</b>	
Internet connection: <b>yes</b>	TV which communicates with reception: <b>no</b>
TV with teletext decoder: <b>no</b>	TV has alarm clock with visual alert: <b>no</b>
Bedside plug socket: <b>yes</b>	Entrance door with peephole: <b>no</b>
Written information on available services: <b>yes</b>	Light signals to indicate a knock at the door: <b>no</b>
<b>Communal WCs</b>	
Door lock with visual aid to indicate either free or occupied: <b>no</b>	Cubicle doors with a gap underneath to see if there is someone inside: <b>yes</b>
<b>Lifts</b>	
Visual signs indicating the floor and direction of movement, both inside and outside the cab: <b>yes</b>	Emergency button with a light to show that the emergency call has been received: <b>no</b>
<b>Emergency system</b>	
Emergency alarm systems with visual alerts: <b>no</b>	


**ACCESSIBILITY – PHYSICALLY DISABLED**

<b>Adapted room (No. 217)</b>	Number of adapted rooms: <b>3</b>
On <b>2<sup>nd</sup> floor</b> , accessible via lift	Width of door: <b>75 cm</b>
Clear turning circle inside (diameter): <b>Ø 150 cm</b>	Height of climate control: <b>150 cm</b>
Height of bed: <b>60 cm</b>	Space for access to the bed: <b>both left and right hand side &gt; 150 cm</b>
Wardrobe doors: <b>no doors</b>	Height of coatrack: <b>160 cm</b>
Height of wardrobe shelves and drawers: <b>20-160 cm</b>	
<b>Bathroom in adapted room</b>	
Door: sliding with a width of <b>78 cm</b>	Clear turning circle inside (diameter): <b>Ø 150 cm</b>
<b>Toilet:</b>	
Seat height: <b>43 cm</b>	Height of flush mechanism: <b>75 cm</b>
Width of approach: from right hand side <b>100 cm</b> , front <b>180 cm</b>	Folding grab bar on the right hand side at a height of <b>80 cm</b>
Fixed grab bar on the opposite side with a height of <b>80 cm</b>	
<b>Basin:</b>	
Height and clearance beneath the basin: <b>70 cm and 60 cm</b>	Tap: <b>requires a twist of the wrist</b>
Height of the lower edge of the mirror: <b>93 cm</b>	Height of bathroom fittings: <b>100 cm</b>
<b>Shower:</b>	
Width of approach area <b>150 cm</b>	Shower base: <b>level with floor</b>
Shower floor: <b>non-slip</b>	Shower chair: <b>mobile</b>
Height and location of horizontal grab bar: <b>87 cm</b> , on same wall as tap	Height and location of vertical grab bar: <b>90-180 cm</b> , on same wall as tap
Tap: <b>requires a twist of the wrist</b>	Height of tap: <b>115 cm</b>
Adjustable shower-head height: <b>no, height 140 cm</b>	Shower screen
<b>Adapted bathroom in communal areas</b>	
On floor -1, accessible via lift	Number of adapted bathrooms: <b>1</b>
Clear turning circle inside (diameter): <b>Ø 150 cm</b>	Door: <b>inward opening with a width of 94 cm</b>
<b>Toilet:</b>	
Seat height: <b>47 cm</b>	Height of flush mechanism: <b>110 cm</b>
Width of approach: left hand side <b>128 cm</b> , front <b>90 cm</b>	No grab bar on the right hand side
Folding grab bar on opposite side at height of <b>66-84 cm</b>	



<b>Basin:</b>	
Height and clearance beneath the basin: <b>74 cm and 50 cm</b>	Tap: <b>automatic</b>
Height of the lower edge of the mirror: <b>100 cm</b>	Height of bathroom fittings: <b>100 cm</b>
<b>Lifts</b>	
<b>Lift 1</b>	<b>Number of lifts: 1, connecting floor -1 with upper floors</b>
<b>Accessible up to the door</b>	Height of call buttons: <b>105 cm</b>
Width of door: <b>75 cm</b>	Width and depth of cab: <b>125 and 110 cm</b>
Height of control buttons: <b>95 and 130 cm</b>	There is no handrail
<b>Lift 2</b>	<b>Number of lifts: 1, connecting floor -1 with floor -4</b>
<b>Accessible up to the door</b>	Height of call buttons: <b>105 cm</b>
Width of door: <b>75 cm</b>	Width and depth of cab: <b>97 and 127 cm</b>
Height of control buttons: <b>93 and 115 cm</b>	Height of handrail: <b>90 cm</b>

<b>Other amenities</b>	<b>Location</b>	<b>Access</b>	<b>Main characteristics</b>
Reception	Ground floor	Accessible	Height of reception desk: <b>110 cm</b>
Cafeteria	Ground floor	Accessible	Bar height: <b>115 cm</b> Height of table: <b>70 cm</b> Height beneath table <b>65 cm</b> Width beneath table: <b>68 cm</b> Depth beneath table: <b>26 cm</b> Table with central leg
Restaurant / Buffet breakfast	Ground floor	Accessible	Buffet bar height: <b>77 cm</b> Height of table: <b>74 cm</b> Height beneath table <b>71 cm</b> Width beneath table: <b>90 cm</b> Depth beneath table: <b>43 cm</b> Table with central leg
Meeting rooms (8)	Basement (-1) floor and	Accessible via lift	Height of table: <b>72 cm</b> Height beneath table <b>70 cm</b> Width beneath table: <b>220 cm</b>



## ACCOMMODATION



Gym	mezzanine		Depth beneath table: <b>80 cm</b>
	Mezzanine	Accessible via lift. Followed by 3 steps and an alternative route through a staff door and a ramp	No specially adapted toilets. Ramp: 2 stretches of ramp with a width of <b>85 cm</b> , and respective lengths of <b>165 cm</b> and <b>370 cm</b> . The incline for both is <b>17.6%</b> . The area between the two ramps measures <b>220 x 220 cm</b>
Parking	Basement floors (-2, -3 and -4)	Accessible via lift	There are <b>6</b> parking spaces for people with limited mobility ( <b>PRM</b> ), indicated by the disabled parking sign ( <b>ISA</b> ) on the floor and on the wall



## ACCESSIBILITY - VISUALLY IMPAIRED

### Signs

Signs the same size: **yes**, average height of **150 and 180 cm** and a font size of **≥ 1.5 cm**

Lettering in a colour which contrasts with the background: **no** Text and symbols: **not in relief and not in Braille**

### Main stairs

Edge of stairs marked with a non-slip strip in a contrasting colour: **no** Side protection skirting board of **≥ 12 cm** on both sides: **yes**

Steps have a riser: **yes** All steps are the same height: **yes**  
Steps have nosing: **yes**

The space under the stairs is blocked off: **yes** Handrail on either side: **yes**

Continuous handrails on half-landings: **no** Handrail extends at top and bottom of stairs: **no**

Strip of surface of a different texture and contrasting colour at the top and bottom of the stairs: **no**

### Lifts

Cab with audio signals: **yes** Control buttons in contrasting colour: **yes**

Keypad with numbers in relief: **yes** Keypad with numbers in Braille: **yes**



## GUEST HOUSE AND HOSTELS

- 1 Santa Cruz de Marcenado Youth Hostel**
- 2 Ibis Budget Madrid Valentín Beato**
- 3 Astoria Guest House**
- 4 Jerez Guest House**
- 5 Los Corrales Guest House**
- 6 San Lorenzo Guest House**

**1** HOTELS

**2** HOTELS

**3** HOTELS

**4** HOTELS

**5** HOTELS

**Hs**  
GUEST HOUSE  
HOSTELS



## ACCOMMODATION



### SANTA CRUZ DE MARCENADO YOUTH HOSTEL

Calle Santa Cruz de Marcenado, 28  
28015 Madrid

**Telephone:** 91 547 45 32  
**Fax:** 91 548 11 96

**Web:** [www.madrid.org/inforjoven](http://www.madrid.org/inforjoven)  
**E-mail:** [marcenado@madrid.org](mailto:marcenado@madrid.org)

**Metro with lift and ramp:** Argüelles

**Bus:** 1, 2, 21, 44 and 133

#### ACCESS

- The entrance has a level surface. The main entrance is a partially glazed iron door, which opens inwards and which has a **70 cm** wide clearance.
- To open the door, an automatic opener, situated **1.40 m** from the ground, must be activated.
- The reception area is on a mezzanine, and there are **2** alternative access routes.
- The first is by way of some stairs on the left hand, just inside the entrance.
- The second is by way of a ramp which leads downwards from the door to the lift.
- The ramp is in **2** sections, of **7 m** and **2 m** long respectively, and is **1.05 m** wide, with inclines of **6.9%** and **14%** respectively. The ramp has a handrail fixed at heights of both **66 cm** and **82 cm**, which does not extend past the ends of the ramp. The ramp's beginning and end are not indicated by a floor surface of differing texture and contrasting colour.
- The steps are **17 cm** high, **1.50 m** wide and have a handrail on one side. They are not indicated by a floor surface of differing texture and contrasting colour.



## ★★★ GUEST HOUSE AND HOSTELS

Santa Cruz de Marcenado

### ACCESSIBILITY - HEARING IMPAIRED

<b>Room</b>	
Internet connection: <b>no</b>	TV which communicates with reception: <b>no</b>
TV with teletext decoder: <b>no</b>	TV has alarm clock with visual alert: <b>no</b>
Bedside plug socket: <b>no</b>	Entrance door with peephole: <b>no</b>
Written information on available services: <b>no</b>	Light signals to indicate a knock at the door: <b>no</b>
<b>Communal WCs</b>	
Door lock with visual aid to indicate either free or occupied: <b>no</b>	Cubicle doors with a gap underneath to see if there is someone inside: <b>no</b>
<b>Lifts</b>	
Visual signs indicating the floor and direction of movement, both inside and outside the cab: <b>yes</b>	Emergency button with a light to show that the emergency call has been received: <b>no</b>
<b>Emergency system</b>	
Emergency alarm systems with visual alerts: <b>no</b>	

### ACCESSIBILITY - PHYSICALLY DISABLED

<b>Adapted room (No. 16)</b>	Number of adapted rooms: <b>2</b>
On the <b>1<sup>st</sup> floor</b> , via accessible route	Door width: <b>80 cm</b>
Clear turning circle inside (diameter): <b>Ø 150 cm</b>	Height of climate control: <b>there is none</b>
Bed height: <b>45 cm</b>	Space for access to the bed: left hand side <b>140 cm</b>
No wardrobe, just shelves	Height of shelves: <b>50 – 170 cm</b>
<b>Specially adapted toilets in communal areas</b>	Number of adapted toilets in communal areas: <b>2</b>
On <b>1<sup>st</sup> and 2<sup>nd</sup> floors</b> accessible via lift	Door: inward opening with a width of <b>88 cm</b>
Clear turning circle inside (diameter): <b>Ø 150 cm</b>	
<b>Toilet:</b>	
Seat height: <b>49 cm</b>	Height of flush mechanism: <b>100 cm</b>
Width of approach: right hand side <b>67 cm</b> , left hand side <b>76 cm</b> , front <b>150 cm</b>	Swing-out grab bar on the right hand side at a height of <b>60-80 cm</b>
Swing-out grab bar on the left hand side at a height of <b>60-80 cm</b>	Distance between the bars: <b>70 cm</b>



## ACCOMMODATION



<b>Basin:</b>	
Height and clearance beneath the basin: <b>80 cm and 50 cm</b>	Tap: <b>mixer tap</b>
Height of the lower edge of the mirror: <b>108 cm</b>	Height of bathroom fittings: <b>60-105 cm</b>
<b>Shower:</b>	
Width of approach to shower: <b>110 cm</b>	Shower base: <b>flush with floor</b>
Shower floor: <b>non-slip</b>	Shower chair or seat: <b>fold-out and fixed to the wall</b>
Two swing out grab bars on either side of the seat at a height of <b>60 - 78 cm</b>	Mixer tap
Distance between the bars: <b>67 cm</b>	Tap height: <b>117 cm, on accessible wall</b>
Adjustable shower-head: <b>no</b>	No shower screen
<b>Lift</b>	
Route: <b>accessible up to the door</b>	Height of call buttons: <b>122 cm</b>
Door width: <b>80 cm</b>	Width and depth of cab: <b>95 and 125 cm</b>
Height of the lift buttons: <b>108-130 cm</b>	Height of handrail: <b>95 cm</b>

Other amenities	Location	Access	Main characteristics
Reception	First floor	Accessible via lift	Height of reception desk: <b>100 cm</b>
Breakfast buffet	Ground floor	Accessible via lift and a ramp that is <b>300 cm</b> long, <b>105 cm</b> wide and an incline of <b>8.7%</b>	Door: opens inwards and is <b>82 cm</b> wide Tables: <b>rectangular with 4 legs</b> Height of buffet bar: <b>90 cm</b> Height under buffet bar <b>86 cm</b> Width under buffet bar: <b>105 cm</b> Depth under buffet bar: <b>34 cm</b> Height of table: <b>75 cm</b> Height beneath table <b>72 cm</b> Width beneath table: <b>102 cm</b> Depth beneath table: <b>80 cm</b>
Meeting rooms	First floor	Accessible via lift	Height of table: <b>40 cm</b> Height beneath table <b>35 cm</b> Width beneath table: <b>65 cm</b> Depth beneath table: <b>65 cm</b>



## ☆☆☆ GUEST HOUSE AND HOSTELS

Santa Cruz de Marcenado



### ACCESSIBILITY - VISUALLY IMPAIRED

<b>Signs</b>	
Signs the same size: <b>yes</b> , average height of <b>150 cm</b> and a font size of <b>9 cm</b>	
Lettering in a colour which contrasts with the background: <b>yes</b>	Text and symbols: <b>not in relief and not in Braille</b>
<b>Main stairs</b>	
Edge of stairs marked with a non-slip strip in a contrasting colour: <b>no</b>	Side protection skirting board of $\geq 12$ cm on both sides: <b>yes</b>
Steps have a riser: <b>yes</b>	All steps are the same height: <b>yes</b>
Steps have nosing: <b>yes</b>	
The space under the stairs is blocked off: <b>yes</b>	Handrail on either side: <b>on just one side</b>
Continuous handrails on half-landings: <b>no</b>	Handrail extends at top and bottom of stairs: <b>no</b>
Strip of surface of a different texture and contrasting colour at the top and bottom of the stairs: <b>no</b>	
<b>Lifts</b>	
Cab with audio signals: <b>no</b>	Control buttons in contrasting colour: <b>yes</b>
Keypad with numbers in relief: <b>no</b>	Keypad with numbers in Braille: <b>no</b>



## ACCOMMODATION



**IBIS BUDGET MADRID  
VALENTÍN BEATO**

### IBIS BUDGET MADRID VALENTÍN BEATO

Calle Rufino González, 19  
28037 Madrid

**Telephone:** 91 304 04 41  
**Fax:** 91 304 04 33

[www.ibisbudget.com](http://www.ibisbudget.com) – [www.accorhotels.com](http://www.accorhotels.com)

**Metro without lift:** Suanzes

**Bus:** 77

#### ACCESS

- The entrance to the hotel is level with the street. It has a clearance width of **2.30 m** and a slight slope with a **6.9%** incline.
- The main entrance has a **3 cm** lip.
- There are two sets of outward opening double-framed glass doors. One has a clearance width of **88 cm**, the other **55 cm**. They are marked with double horizontal stripes and the hotel logo in contrasting colours.
- There is a doorbell at a height of **1.45 m**.
- Between the sets of doors is a doormat that is securely affixed to the floor.
- There is an accessible route that takes guests straight to reception and help desk.



#### ACCESSIBILITY – HEARING IMPAIRED

<b>Room</b>	
Internet connection: <b>yes</b>	TV which communicates with reception: <b>no</b>
TV with teletext decoder: <b>no</b>	TV has alarm clock with visual alert: <b>no</b>
Bedside plug socket: <b>yes</b>	Entrance door with peephole: <b>no</b>
Written information on available services: <b>yes</b>	Light signals to indicate a knock at the door: <b>no</b>
<b>Communal WCs</b>	
Door lock with visual aid to indicate either free or occupied: <b>no</b>	Cubicle doors with a gap underneath to see if there is someone inside: <b>no</b>
<b>Lifts</b>	
Visual signs indicating the floor and direction of movement, both inside and outside the cab: <b>yes</b>	Emergency button with a light to show that the emergency call has been received: <b>yes</b>
<b>Emergency system</b>	
Emergency alarm systems with visual alerts: <b>no</b>	



## ★★★ GUEST HOUSE AND HOSTELS Ibis Budget Madrid Valentín Beato



#### ACCESSIBILITY – PHYSICALLY DISABLED

<b>Adapted room (No. 304)</b> On 3rd floor accessible via lift	Number of adapted rooms: <b>3</b> Width of door: <b>86 cm</b> with a slight <b>3 cm</b> lip
Clear turning circle inside (diameter): <b>Ø 150 cm</b>	Height of climate control: <b>126 cm</b>
Height of bed: <b>56 cm</b>	Space for access to the bed: right hand side <b>65 cm</b> , left hand side <b>112 cm</b>
Wardrobe doors: <b>none</b>	Height of hanger rail: <b>125 cm</b>
Min. and max. height of wardrobe shelves and drawers: <b>none</b>	
<b>Bathroom in adapted room</b>	
Door: sliding door with a width of <b>80 cm</b>	Clear turning circle inside (diameter): <b>Ø 150 cm</b>
<b>Toilet:</b>	
Seat height: <b>43 cm</b>	Height of flush mechanism: <b>100 cm</b>
Approach area: right hand side <b>70 cm</b> , left hand side <b>55 cm</b> , front <b>200 cm</b>	Folding grab bar on the right hand side at a height of <b>60 – 75 cm</b>
Grab bar on the left hand side: <b>none</b>	
<b>Basin:</b>	
Height and clearance beneath the basin: <b>50 cm</b> but no depth	Tap: mixer tap easy to use
Height of the lower edge of the mirror: <b>86 cm</b>	Min. and max. height of bathroom fittings: <b>86 cm</b>
<b>Shower:</b>	
Width and depth of approach area: <b>110 cm and ≥ 200 cm</b>	Shower base: level with the floor
Shower floor: <b>non-slip</b>	Shower chair or seat: fixed and folding seats
Horizontal grab bar: <b>none</b>	Vertical grab bar: <b>55 – 100 cm</b> , on wall next to tap
Tap: mixer tap easy to use	Height of the tap: <b>90 cm</b> , on the same wall as the fixed seat
Non-adjustable height shower head at height of <b>90 cm</b>	Shower screen: no, just a curtain
<b>Adapted toilets in communal areas</b>	
Location: next to reception and foyer	On ground floor – accessible
Bathroom door: inward opening with a width of <b>74 cm</b>	Cubicle door: inward opening door with a width of <b>76 cm</b>
Clear turning circle inside (diameter): <b>Ø 150 cm</b>	





## ACCOMMODATION



<b>Toilet:</b>	
Seat height: <b>40 cm</b>	Height of flush mechanism: <b>75 cm</b>
Approach area: front <b>130 cm</b>	Vertical grab bar on the right hand side: <b>51 – 96 cm</b>
Folding grab bar on the left hand side: <b>none</b>	
<b>Basin:</b>	
Height and clearance beneath the basin: <b>77 cm and 55 cm</b>	Tap: mixer tap easy to use
Height of the lower edge of the mirror: <b>100 cm</b>	Min. and max. height of bathroom fittings: <b>100 cm</b>
<b>Lifts</b>	
Access to all floors	Number of lifts: <b>1</b>
Height of call buttons: <b>110 cm</b>	Accessible right up to the door
Width and depth of cab: <b>109 and 145 cm</b>	Width of door: <b>80 cm</b>
Height of handrail: <b>91 cm</b>	Min. and max. height of the call buttons: <b>88 cm and 104 cm</b>
	Mirror opposite the door: no, but to the side <b>yes</b>

Other amenities	Location	Access	Main characteristics
Reception	Ground floor	Accessible	Height of reception desk: <b>76 cm and 116 cm</b>
Restaurant / Buffet breakfast	Ground floor	Accessible	Height of buffet bar: <b>85 cm and 125 cm</b> Height of table: <b>74 cm</b> Height beneath table: <b>72 cm</b> Width beneath table: <b>70 cm</b> Depth beneath table: <b>32 cm</b>
Parking	Basement level -1	Accessible via lift	There are <b>2</b> parking spaces reserved for people with reduced mobility ( <b>PMR</b> ), indicated by the disabled parking sign ( <b>ISA</b> ) outside hotel next to the main door. The reserved parking spaces have a lateral approach area of <b>120 cm</b>



## ★★★ GUEST HOUSE AND HOSTELS Ibis Budget Madrid Valentín Beato




### ACCESSIBILITY - VISUALLY IMPAIRED


<b>Bedrooms</b>	
Colour of door contrasts with adjacent walls: <b>yes</b>	Information about hotel services available in Braille: <b>no</b> and in large print: <b>no</b>
Room lighting with dimmer switch: <b>no</b>	TV remote control with large numbers: <b>yes</b> and in contrasting colours: <b>yes</b>
Room free of projecting elements: <b>no</b>	Audible signals to indicate emergency alarm: <b>yes</b>
<b>Signs</b>	
Signs the same size: <b>yes</b> , average height of <b>165 cm</b> and a font size of <b>3,5 cm</b>	
Lettering in a colour which contrasts with the background: <b>yes</b>	Text and symbols: in relief
<b>Main stairs</b>	
Edge of stairs marked with a non-slip strip in a contrasting colour: <b>no</b>	Side protection skirting board of $\geq 12$ cm on both sides: <b>no</b> , just on one side
Steps have a riser: <b>yes</b>	
Steps have nosing: <b>no</b>	All steps are the same height: <b>yes</b>
The space under the stairs is blocked off: <b>yes</b>	Handrail on either side: <b>no</b> , on one side only
Continuous handrails on half-landings: <b>yes</b>	Handrail extends past the top and bottom of stairs: <b>no</b>
Distinctively textured and contrastingly coloured strip at the top and bottom of the stairs: <b>no</b>	
<b>Lifts</b>	
Cab with audio signals: <b>no</b>	Control buttons in contrasting colours: <b>yes</b>
Keypad with numbers in relief: <b>yes</b>	Keypad with numbers in Braille: <b>no</b>
Strip of surface of a different texture and contrasting colour at entrance to lift: <b>no</b>	
<b>Emergency System</b>	
Audible alarm system in place in case of emergency: <b>yes</b>	




## ACCOMMODATION



### ASTORIA GUEST HOUSE

 Calle Carrera de San Jerónimo, 30 and 32  
28014 Madrid

 **Telephone:** 91 429 11 88  
**Fax:** 91 429 20 23

 **Web:** www.hostalastoria.com

 **E-mail:** astoria@teleline.es

 **Metro with lift:** Sol

 **Bus:** 5, 9, 15, 20, 51, 52, 53 and 150

### ACCESS

- The hostel is reached through the door of the building common to several different establishments. Before reaching the door, there is one **5 cm** step has to be climbed, followed by another **20 cm** step to go down.
- The main door is made of wood, has an opening **1.20 m** wide, and is always open. There is a doormat fixed to the floor on the inside of the door.
- There is a second entrance to the hostel through an iron and glass door with a **98 cm** wide opening. Reception (through the automatic doors) must be contacted via an entry-phone to have this door opened. This door is not indicated by flashes of contrasting colour.
- The hostel's reception is on the **5<sup>th</sup>** floor of the building, and is reached by an elevator whose cabin is **1.10 m** wide by **1 m** deep, with a **70 cm** wide door.
- The hostel's entrance is a double wooden door, each side of which is **75 cm** wide.



## ☆☆☆ GUEST HOUSE AND HOSTELS Astoria



### ACCESSIBILITY - HEARING IMPAIRED

<b>Room</b>	
Internet connection: <b>yes</b>	TV which communicates with reception: <b>no</b>
TV with teletext decoder: <b>yes</b>	TV has alarm clock with visual alert: <b>no</b>
Bedside plug socket: <b>yes</b>	Entrance door with peephole: <b>no</b>
Written information on available services: <b>no</b>	Light signals to indicate a knock at the door: <b>no</b>
<b>Communal WCs</b>	
Door lock with visual aid to indicate either free or occupied: <b>no</b>	Cubicle doors with a gap underneath to see if there is someone inside: <b>no</b>
<b>Lifts</b>	
Visual signs indicating the floor and direction of movement, both inside and outside the cab: <b>yes</b>	Emergency button with a light to show that the emergency call has been received: <b>no</b>
<b>Emergency system</b>	
Emergency alarm systems with visual alerts: <b>no</b>	



### ACCESSIBILITY - PHYSICALLY DISABLED

<b>Adapted room (No. 408)</b>	Number of adapted rooms: <b>1</b>
On the <b>4<sup>th</sup></b> floor, via lift	Door width: <b>90 cm</b>
Clear turning circle inside (diameter): <b>Ø 160 cm</b>	Height of climate control: <b>135 cm</b>
Height of bed: <b>60 cm</b>	Space for access to the bed: right hand side <b>65 cm</b> , left hand side <b>145 cm</b>
Wardrobe doors: opening to 90° with easy to open doorknob	Height of hanger rail: <b>175 cm</b>
Min. and max. height of wardrobe shelves and drawers: <b>20-180 cm</b>	
<b>Bathroom in adapted room</b>	
Door: inward opening with a width of <b>85 cm</b>	Clear turning circle inside (diameter): <b>Ø 130 cm</b>
<b>Toilet:</b>	
Seat height: <b>39 cm</b>	Height of flush mechanism: <b>79 cm</b>
Approach area: right hand side <b>55 cm</b> , front <b>130 cm</b>	Grab bar on the right hand side: <b>none</b>
Grab bar on the left hand side: <b>none</b>	
<b>Basin:</b>	
Height and clearance beneath the basin: <b>84 cm and 49 cm</b>	Tap: <b>mixer tap</b>



## ACCOMMODATION



Height of the lower edge of the mirror: <b>97 cm</b>	Min. and max. height of bathroom fittings: <b>85-175 cm</b>
<b>Shower:</b>	
Width of approach area: <b>87 cm</b>	Shower base: level with the floor
Shower floor: <b>non-slip</b>	Shower chair or seat: <b>no</b>
Horizontal grab bar: <b>none</b>	Vertical grab bar: <b>none</b>
Tap: requires a twist of the wrist	Height of the tap: <b>80-120 cm</b>
Non-adjustable height shower	Shower screen: shower screen that does not impede access
<b>Lift</b>	Number of lifts: 1, connecting all floors
Route: not accessible up the door, there is a step	Height of call buttons: <b>140 cm</b>
Width of door: <b>70 cm</b>	Width and depth of cab: <b>100 and 110 cm</b>
Min. and max. height of the call buttons: <b>120 cm and 139 cm</b>	Height of handrail: <b>84 cm</b>
<b>Lift with access to rooms</b>	Number of lifts: 1
Route: accessible up to the door	Height of call buttons: <b>147 cm</b>
Width of door: <b>70 cm</b>	Width and depth of cab: <b>120 and 98 cm</b>
Min. and max. height of the call buttons: <b>118 cm and 133 cm</b>	There is no handrail

Other amenities	Location	Access	Main characteristics
Reception	Fifth floor	Accessible via lift	Height of reception desk: <b>100 cm</b>
Reception rooms (3)	Fourth and fifth floors	Accessible via lift	Round with a central leg Height of table: <b>72 cm</b> Height beneath table <b>69 cm</b> Depth beneath table: <b>35 cm</b>



## ☆☆☆ GUEST HOUSE AND HOSTELS Astoria



### ACCESSIBILITY – VISUALLY IMPAIRED

<b>Signs</b>	
Signs the same size: <b>yes</b> , average height of <b>200 cm</b> and a font size of <b>4.5 cm</b>	
Lettering in a colour which contrasts with the background: <b>yes</b>	Text and symbols: <b>not in relief and not in Braille</b>
<b>Main stairs</b>	
Edge of stairs marked with a non-slip strip in a contrasting colour: <b>yes</b>	Side protection skirting board of <b>≥ 12 cm</b> on both sides: <b>not on the open-edge side</b>
Steps have a riser: <b>yes</b>	All steps are the same height: <b>yes</b>
Steps have nosing: <b>yes</b>	
The space under the stairs is blocked off: <b>there is none</b>	Handrail on either side: <b>on the left hand side</b>
Continuous handrails on half-landings: <b>yes</b>	Handrail extends at top and bottom of stairs: <b>no</b>
Strip of surface of a different texture and contrasting colour at the top and bottom of the stairs: <b>no</b>	
<b>Lifts</b>	
Cab with audio signals: <b>no</b>	Control buttons in contrasting colour: <b>yes</b>
Keypad with numbers in relief: <b>yes</b>	Keypad with numbers in Braille: <b>no</b>



## ACCOMMODATION



### JEREZ GUEST HOUSE

Calle de la Montera, 47  
28013 Madrid

**Telephone:** 91 532 90 73  
**Fax:** 91 532 75 65

**Web:** www.hrjerez.net

**Metro without lift:** Gran Vía

**Bus:** 5, 15, 20, 40, 44, 50, 51, 52, 53,  
133, 146, 147, 148, 149 and 150

### ACCESS

- The hostel is on the **6<sup>th</sup> floor** of the building. To get from the doorway to the elevators, **4 steps 17 cm** high must be climbed.
- The entrance door opens inwards, and stays open during the day. At night it is unlocked using an entry-phone. The doorbell is fixed at a height of **1.75 m** from the floor.
- From the **6<sup>th</sup> floor**, the route from the elevators to the hostel is unobstructed.



### ACCESSIBILITY - HEARING IMPAIRED

<b>Room</b>	
Internet connection: <b>yes</b>	TV which communicates with reception: <b>no</b>
TV with teletext decoder: <b>yes</b>	TV has alarm clock with visual alert: <b>no</b>
Bedside plug socket: <b>yes</b>	Entrance door with peephole: <b>no</b>
Written information on available services: <b>yes</b>	Light signals to indicate a knock at the door: <b>no</b>
<b>Communal WCs</b>	
Door lock with visual aid to indicate either free or occupied: <b>no</b>	Cubicle doors with a gap underneath to see if there is someone inside: <b>no</b>
<b>Lifts</b>	
Visual signs indicating the floor and direction of movement, both inside and outside the cab: <b>yes</b>	Emergency button with a light to show that the emergency call has been received: <b>no</b>
<b>Emergency system</b>	
Emergency alarm systems with visual alerts: <b>no</b>	



## ★★★ GUEST HOUSE AND HOSTELS

Jerez



### ACCESSIBILITY - PHYSICALLY DISABLED

<b>Adapted room (No. 619)</b>	Number of adapted rooms: <b>1</b>
On <b>6<sup>th</sup> floor</b> accessible via lift	Width of door: <b>77 cm</b>
Clear turning circle inside (diameter): <b>Ø 150 cm</b>	Height of climate control: <b>with remote control</b>
Height of bed: <b>50 cm</b>	Space for access to the bed: left hand side > <b>100 cm</b>
Wardrobe doors: <b>difficult to open</b>	Height of hanger rail: <b>170 cm</b>
Min. and max. height of wardrobe shelves and drawers: <b>50 cm</b>	
<b>Bathroom in adapted room</b>	
Door: outward opening with a width of <b>78 cm</b>	Clear turning circle inside (diameter): <b>Ø 150 cm</b>
<b>Toilet:</b>	
Seat height: <b>50 cm</b>	Height of flush mechanism: <b>110 cm</b>
Approach area: right hand side <b>155 cm</b> , front <b>160 cm</b>	Folding grab bar on the right hand side: <b>80 cm</b>
Fixed grab bar on the left hand side: <b>80 cm</b>	Distance between the bars: <b>71 cm</b>
<b>Basin:</b>	
Height and clearance beneath the basin: <b>70 cm and 60 cm</b>	Tap: <b>mixer tap</b>
Height of the lower edge of the mirror: <b>104 cm</b>	Min. and max. height of bathroom fittings: <b>90 cm</b>
<b>Shower:</b>	
Width of approach area: <b>160 cm</b>	Shower base: <b>level with the floor</b>
Shower floor: <b>non-slip</b>	Shower chair or seat: <b>no</b>
Horizontal grab bar: <b>80 cm</b> , fixed and folding	Vertical grab bar: <b>none</b>
Tap: <b>mixer tap</b>	Height of the tap: <b>110 cm</b>
Non-adjustable height shower	Shower screen: <b>no</b>
<b>Lifts</b>	Number of lifts: <b>2</b>
Route: not accessible, <b>4 steps</b>	Height of call buttons: <b>147 cm</b>
Width of door: <b>70 cm</b>	Width and depth of cab: <b>97 and 77 cm</b>
Min. and max. height of the call buttons: <b>127 cm and 145 cm</b>	There is no handrail



## ACCOMMODATION



Other amenities	Location	Access	Main characteristics
Reception	Sixth floor	Accessible	Height of reception desk: <b>110 cm</b>
Communal WCs	Sixth floor	Accessible	None of them are adapted for wheelchair users



## ACCESSIBILITY - VISUALLY IMPAIRED

### Signs

Signs the same size: **yes**, average height of **175-200 cm** and a font size of **≥ 1.5 cm**

Lettering in a colour which contrasts with the background: **yes**; and not in Braille: **not in relief**

### Main stairs

Edge of stairs marked with a non-slip strip in a contrasting colour: **no**; Side protection skirting board of **≥ 12 cm** on both sides: **yes**

Steps have a riser: **yes**; All steps are the same height: **yes**

Steps have nosing: **yes**

The space under the stairs is blocked off: **yes**; Handrail on either side: **no**

Continuous handrails on half-landings: **yes**; Handrail extends at top and bottom of stairs: **no**

Strip of surface of a different texture and contrasting colour at the top and bottom of the stairs: **no**

### Lifts

Cab with audio signals: **no**; Control buttons in contrasting colour: **yes**

Keypad with numbers in relief: **yes**; Keypad with numbers in Braille: **yes**



## ★★★★ GUEST HOUSE AND HOSTELS



### LOS CORONALES GUEST HOUSE

Calle de Briones, 38  
28042 Madrid

Telephone: 91 748 15 45 – 91 747 93 97  
Fax: 91 329 37 33

Web: [www.hostalcoronales.com](http://www.hostalcoronales.com)

Metro with lift: Alameda de Osuna

Bus: 112, 115 and 151



### ACCESS

- The entrance has some stairs, the height of which vary with the incline of the street between **3 cm and 7 cm**. The entrance has **2** metal swing doors, each of which is **88 cm** wide. To get from the entrance to the hostel itself, an unobstructed exterior patio must be crossed.
- The hostel has **2** sets of doors. The first is a double-width swing door, each side of which is **66 cm** wide. This door is not marked with horizontal strips or a logo in a contrasting colour.
- The second is a double-width automatic sliding door, the opening of which is 1 m wide. This door is marked with a logo, but not in a contrasting colour. Both doors are made of glass.



## ACCESSIBILITY - HEARING IMPAIRED

<b>Room</b>	
Internet connection: <b>yes</b>	TV which communicates with reception: <b>no</b>
TV with teletext decoder: <b>yes</b>	TV has alarm clock with visual alert: <b>no</b>
Bedside plug socket: <b>yes</b>	Entrance door with peephole: <b>no</b>
Written information on available services: <b>yes</b>	Light signals to indicate a knock at the door: <b>no</b>
<b>Communal WCs</b>	
Door lock with visual aid to indicate either free or occupied: <b>yes</b>	Cubicle doors with a gap underneath to see if there is someone inside: <b>no</b>
<b>Lifts</b>	
Visual signs indicating the floor and direction of movement, both inside and outside the cab: <b>yes</b>	Emergency button with a light to show that the emergency call has been received: <b>no</b>
<b>Emergency system</b>	
Emergency alarm systems with visual alerts: <b>no</b>	



## ACCOMMODATION



### ACCESSIBILITY - PHYSICALLY DISABLED

<b>Adapted room (No. 202)</b>	Number of adapted rooms: <b>1</b>
On <b>2<sup>nd</sup> floor</b> accessible via lift	Width of door: <b>77 cm</b>
Clear turning circle inside (diameter): <b>Ø 150 cm</b>	Height of climate control: <b>125 cm</b>
Height of bed: <b>50 cm</b>	Space for access to the bed: right hand side <b>90 cm</b> , left hand side <b>20 cm</b>
Wardrobe doors: sliding, difficult to open	Height of hanger rail: <b>168 cm</b>
Min. and max. height of wardrobe shelves and drawers: <b>25-120 cm</b>	
<b>Bathroom in adapted room</b>	
Door: sliding with a width of <b>78 cm</b>	Clear turning circle inside (diameter): <b>Ø 150 cm</b>
<b>Toilet:</b>	
Seat height: <b>50 cm</b>	Height of flush mechanism: <b>85 cm</b>
Approach area: right hand side <b>100 cm</b> , front <b>180 cm</b>	Grab bar on the right hand side: <b>none</b>
Folding grab bar on the left hand side: <b>60-80 cm</b>	
<b>Basin:</b>	
Height and clearance beneath the basin: <b>78 cm</b> (adjustable) and <b>60 cm</b>	Tap: <b>mixer tap</b>
Height of the lower edge of the mirror: <b>105 cm</b>	Min. and max. height of bathroom fittings: <b>85 cm</b>
<b>Shower:</b>	
Width of approach area: <b>120 cm</b>	Shower base: level with the floor
Shower floor: <b>non-slip</b>	Shower chair or seat: fold-out and fixed to the wall
Horizontal grab bar: <b>90-110 cm</b> , on wall next to tap	Vertical grab bar
Tap: <b>mixer tap</b>	Height of the tap: <b>80 cm</b> , on accessible wall
Adjustable shower-head: yes, <b>140-190 cm</b>	
<b>Lifts</b>	
Accessible up to the door	Number of lifts: <b>1</b> , connecting all floors
Width of door: <b>80 cm</b>	Height of call buttons: <b>110 cm</b>
	Width and depth of cab: <b>99 and 119 cm</b>
Min. and max. height of the call buttons: <b>90 cm and 117 cm</b>	Height of handrail: <b>94 cm</b>

## ☆☆☆ GUEST HOUSE AND HOSTELS

Los Coronales

Other amenities	Location	Access	Main characteristics
Reception	Ground floor	Accessible	Height of reception desk: <b>113 cm</b>
Communal WCs	Basement floor (-1)	Accessible	None of them are adapted for wheelchair users
Breakfast buffet	Ground floor	Accessible	Buffet bar height: <b>76 – 105 cm</b> Height of table: <b>74 cm</b> Height beneath table <b>68 cm</b> Width beneath table: <b>70 cm</b> Depth beneath table: <b>70 cm</b> Tables with central leg
Parking	Basement floor (-1)	Accessible via lift	There is one parking space for people with limited mobility ( <b>PRM</b> ), but it does not have a disabled parking sign ( <b>ISA</b> )



### ACCESSIBILITY - VISUALLY IMPAIRED

<b>Signs</b>	
Signs the same size: <b>yes</b> , average height of <b>150-200 cm</b> and a font size of <b>≥ 1.5 cm</b>	
Lettering in a colour which contrasts with the background: <b>yes</b>	Text and symbols: <b>not in relief and not in Braille</b>
<b>Main stairs</b>	
Edge of stairs marked with a non-slip strip in a contrasting colour: <b>no</b>	Side protection skirting board of <b>≥ 12 cm</b> on both sides: <b>yes</b>
Steps have a riser: <b>yes</b>	All steps are the same height: <b>yes</b>
Steps have nosing: <b>yes</b>	
The space under the stairs is blocked off: <b>yes</b>	Handrail on either side: <b>on just one side</b>
Continuous handrails on half-landings: <b>no</b>	Handrail extends at top and bottom of stairs: <b>no</b>
Strip of surface of a different texture and contrasting colour at the top and bottom of the stairs: <b>no</b>	
<b>Lifts</b>	
Cab with audio signals: <b>no</b>	Control buttons in contrasting colour: <b>yes</b>
Keypad with numbers in relief: <b>yes</b>	Keypad with numbers in Braille: <b>no</b>



## ACCOMMODATION



### SAN LORENZO GUEST HOUSE

Calle del Clavel, 8  
28004 Madrid

**Telephone:** 91 521 30 57  
**Fax:** 91 532 79 78

**Web:** www.hotel-sanlorenzo.com

**Metro without lift:** Gran Vía and Chueca

**Bus:** 1, 2, 46, 74, 146 and 202

### ACCESS

- The entrance has some stairs, which vary in height between **0 cm and 7 cm**. There are **2** doors.
- The first is of metal, opens inwards and is open during the day. It is double-width, each side being **66 cm** wide. At night this door can be opened using an entry-phone, the bell is fixed at a height of **1.50 m** from the floor.
- The second is an automatic, sliding glass door with an opening **1 m** wide. It is marked with **2** red circles.
- Between the **2** doors is a doormat which is not fixed to the floor.



### ACCESSIBILITY - HEARING IMPAIRED

<b>Room</b>	
Internet connection: <b>yes</b>	TV which communicates with reception: <b>no</b>
TV with teletext decoder: <b>yes</b>	TV has alarm clock with visual alert: <b>no</b>
Bedside plug socket: <b>yes</b>	Entrance door with peephole: <b>no</b>
Written information on available services: <b>yes</b>	Light signals to indicate a knock at the door: <b>no</b>
<b>Communal WCs</b>	
Door lock with visual aid to indicate either free or occupied: <b>no</b>	Cubicle doors with a gap underneath to see if there is someone inside: <b>no</b>
<b>Lifts</b>	
Visual signs indicating the floor and direction of movement, both inside and outside the cab: <b>yes</b>	Emergency button with a light to show that the emergency call has been received: <b>no</b>
<b>Emergency system</b>	
Emergency alarm systems with visual alerts: <b>no</b>	



## ★★★ GUEST HOUSE AND HOSTELS

San Lorenzo



### ACCESSIBILITY - PHYSICALLY DISABLED

<b>Adapted room (No. 216)</b>	Number of adapted rooms: <b>1</b>
On <b>2<sup>nd</sup></b> floor accessible via lift	Width of door: <b>65 cm</b>
Clear turning circle inside (diameter): <b>Ø 150 cm</b>	Height of climate control: with remote control
Height of bed: <b>50 cm</b>	Space for access to the bed: left hand side > <b>150 cm</b>
Wardrobe doors: sliding, difficult to open	Height of hanger rail: <b>170 cm</b>
Min. and max. height of wardrobe shelves and drawers: <b>40 cm</b>	
<b>Bathroom in adapted room</b>	
Door: sliding with a width of <b>73 cm</b>	Clear turning circle inside (diameter): <b>Ø 150 cm</b>
<b>Toilet:</b>	
Seat height: <b>40 cm</b>	Height of flush mechanism: <b>75 cm</b>
Approach area: right hand side <b>120 cm</b> , front <b>90 cm</b>	Folding grab bar on the right hand side: <b>86 cm</b>
Fixed grab bar on the left hand side: <b>86 cm</b>	Distance between bars: <b>67 cm</b>
<b>Basin:</b>	
Height and clearance beneath the basin: <b>65 cm and 40 cm</b>	Tap: <b>mixer tap</b>
Height of the lower edge of the mirror: <b>130 cm</b>	Min. and max. height of bathroom fittings: <b>90 cm</b>
<b>Shower:</b>	
Width of approach area: <b>150 cm</b>	Shower base: level with the floor
Shower floor: <b>non-slip</b>	Shower chair or seat: <b>yes</b> , mobile
Horizontal grab bar: <b>90 cm</b> , on wall next to tap	Vertical grab bar: <b>90-120 cm</b>
Tap: <b>mixer tap</b>	Height of the tap: <b>80 cm</b> , on accessible wall
Adjustable shower-head height: <b>yes</b>	Folding shower screen
<b>Lifts</b>	
Accessible up to the door	Number of lifts: <b>1</b>
Width of door: <b>80 cm</b>	Height of call buttons: <b>110 cm</b>
	Width and depth of cab: <b>123 and 117 cm</b>
Min. and max. height of the call buttons: <b>120 cm and 140 cm</b>	There is no handrail



## ACCOMMODATION



Other amenities	Location	Access	Main characteristics
Reception	First floor	Accessible	Height of reception desk: <b>115 cm</b>
Communal WCs	Basement floor (-1)	Accessible	None of them are adapted for wheelchair users
Breakfast buffet	First floor	Accessible	A la carte breakfasts Height of table: <b>77 cm</b> Height beneath table <b>73 cm</b> Width beneath table: <b>50 cm</b> Depth beneath table: <b>70 cm</b> Tables with 4 legs



## ACCESSIBILITY - VISUALLY IMPAIRED

### Signs

Signs the same size: **yes**, average height of **150-200 cm** and a font size of **≥ 1.5 cm**

Lettering in a colour which contrasts with the background: **yes**; Text and symbols: **not in relief** and **not in Braille**

### Main stairs

Edge of stairs marked with a non-slip strip in a contrasting colour: **no**; Side protection skirting board of **≥ 12 cm** on both sides: **yes**

Steps have a riser: **yes**; All steps are the same height: **yes**  
Steps have nosing: **yes**

The space under the stairs is blocked off: **yes**; Handrail on either side: **no**

Continuous handrails on half-landings: **no**; Handrail extends at top and bottom of stairs: **no**

Strip of surface of a different texture and contrasting colour at the top and bottom of the stairs: **no**

### Lifts

Cab with audio signals: **no**; Control buttons in contrasting colour: **no**

Keypad with numbers in relief: **yes**; Keypad with numbers in Braille: **yes**





**PLAZA MAYOR TOURIST CENTER**

**Plaza Mayor 27, 28012 Madrid**

**Tel: +34 91 454 44 10**

**Metro: Sol/Ópera**

**[turismo@esmadrid.com](mailto:turismo@esmadrid.com)**

**+info: [www.esmadrid.com/en](http://www.esmadrid.com/en)**